




# State of the Art, Inc.

## Thin Film Chip Resistor

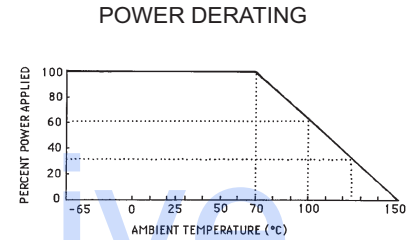
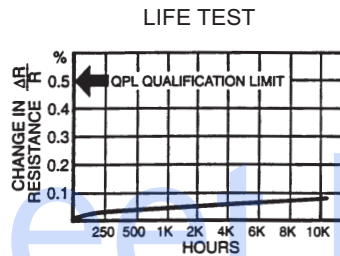
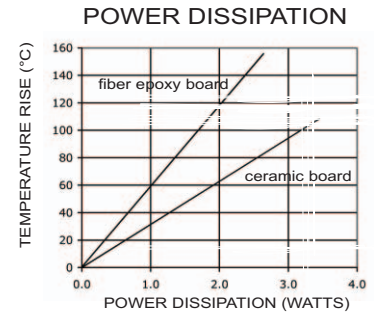
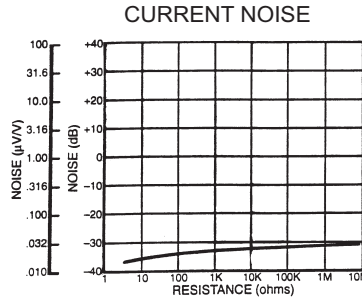
### M55342/05 RM2208



### PERFORMANCE

Resistance Range                    100Ω - 1MΩ  
 Tolerances                            0.1%, 1%, 2%, 5%  
 Maximum Power                    225 mW  
 Maximum Voltage                    175 Volts

TESTS	CHARACTERISTICS*	
	E	H
TCR (-55 to +125 °C) in ppm/°C	±25	±50
Thermal Shock	±0.1%	±0.25%
Low Temperature Operation	±0.1%	±0.25%
Short-time Overload	±0.1%	±0.1%
Resistance to Soldering Heat	±0.2%	±0.25%
Moisture Resistance	±0.2%	±0.4%
Life, 2,000 Hours	±0.5%	±0.5%
High Temperature Exposure	±0.1%	±0.2%



\*Maximum allowable change per MIL-PRF-55342, typical change is 10% of these values.

### PART NUMBERING

#### M55342 H 05 B 100D R - TR

PACKAGING CODE: TR = Tape & Reel W= Waffle Pack

PRODUCT LEVEL DESIGNATOR: M: 1% per 1000 hrs. R: 0.01% P: 0.1% T: Space Level C: Non - ER

RESISTANCE AND TOLERANCE CODE:

Three significant digits, with a letter indicating the decimal location, the tolerance, and the value range.

A: 0.1% Ω	D: 1% Ω	J: 5% Ω
B: 0.1% K Ω	E: 1% K Ω	K: 5% K Ω
C: 0.1% M Ω	F: 1% M Ω	L: 5% M Ω

TERMINATION MATERIALS: B: Solderable wraparound W: Gold wire bondable

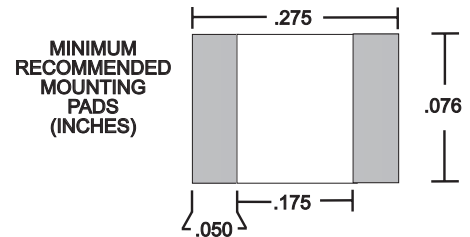
SIZE CODE: /05 = RM2208

TEMPERATURE CHARACTERISTIC: E: ± 25ppm H: ± 50ppm

PERFORMANCE SPECIFICATION MIL-PRF-55342

### MECHANICAL

	INCHES	MILLIMETERS
Length	.225 (.223 - .237)	5.72 (5.66 - 6.02)
Width	.070 (.070 - .080)	1.78 (1.78 - 2.03)
Thickness	.028 (.015 - .033)	0.71 (0.38 - 0.84)
Top Term	.020 (.015 - .025)	0.51 (0.38 - 0.64)
Bottom Term	.020 (.015 - .025)	0.51 (0.38 - 0.64)
Gap	.185 (.181 - .189)	4.70 (4.60 - 4.80)
Approx. Weight	.0262 grams	



State of the Art, Inc. 2470 Fox Hill Road, State College, PA 16803-1797

Phone (814) 355-8004 Fax (814) 355-2714 Toll Free 1-800-458-3401

04/09/08

\*Specifications subject to change without notice.\*

www.resistor.com