



Micro Commercial Components

Micro Commercial Components
 20736 Marilla Street Chatsworth
 CA 91311
 Phone: (818) 701-4933
 Fax: (818) 701-4939

MUR3005PT THRU MUR3060PT

Features

- High Surge Capability
- Low Forward Voltage Drop
- High Current Capability
- Super Fast Switching Speed For High Efficiency
- Case Material: Molded Plastic. UL Flammability Classification Rating 94V-0

**30 Amp
 Super Fast Recovery
 Rectifier
 50 to 600 Volts**

Maximum Ratings

- Operating Temperature: -55°C to +150°C
- Storage Temperature: -55°C to +150°C

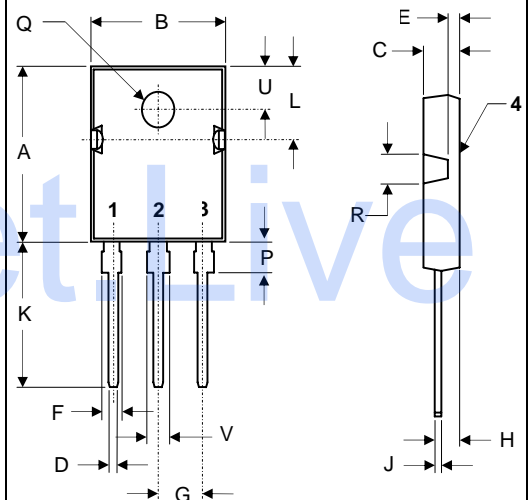
MCC Part Number	Maximum Recurrent Peak Reverse Voltage	Maximum RMS Voltage	Maximum DC Blocking Voltage
MUR3005PT	50V	35V	50V
MUR3010PT	100V	70V	100V
MUR3020PT	200V	140V	200V
MUR3030PT	300V	210V	300V
MUR3040PT	400V	280V	400V
MUR3060PT	600V	420V	600V

Electrical Characteristics @ 25°C Unless Otherwise Specified

Average Forward Current	$I_{F(AV)}$	30 A	$T_C = 125^\circ\text{C}$
Peak Forward Surge Current	I_{FSM}	300A	8.3ms, half sine
Maximum Instantaneous Forward Voltage MUR3005PT-3020PT MUR3030PT-3040PT MUR3060PT	V_F	0.95V 1.30V 1.50V	$I_{FM} = 15.0\text{A};$ $T_C = 25^\circ\text{C}$
Maximum DC Reverse Current At Rated DC Blocking Voltage	I_R	10µA 500µA	$T_C = 25^\circ\text{C}$ $T_C = 125^\circ\text{C}$
Maximum Reverse Recovery Time MUR3005PT-3020PT MUR3030PT-3060PT	T_{rr}	35ns 50ns	$I_F=0.5\text{A}, I_R=1.0\text{A},$ $I_{rr}=0.25\text{A}$

*Pulse Test: Pulse Width 300µsec, Duty Cycle 1%

TO-247



DIM	INCHES		MM		NOTE
	MIN	MAX	MIN	MAX	
A	.837	.856	21.25	21.75	
B	.620	.640	15.75	16.25	
C	.192	.202	4.87	5.13	
D	.044	.048	1.12	1.22	
E	.074	.082	1.88	2.08	
F	.075	.085	1.90	2.16	
G	.205	.224	5.20	5.70	
H	.083	.095	2.10	2.40	
J	.020	.030	0.51	0.76	
K	.772	.791	19.60	20.10	
L	.286	.295	7.26	7.50	
P	.149	.172	3.78	4.38	
Q	.114	.126	2.90	3.20	∅
R	.173TYP		4.40TYP		
U	.209	BSC	5.30	BSC	
V	.115	.127	2.93	3.22	

MUR3005PT THRU MUR3060PT

FIG.1 - FORWARD CURRENT DERATING CURVE

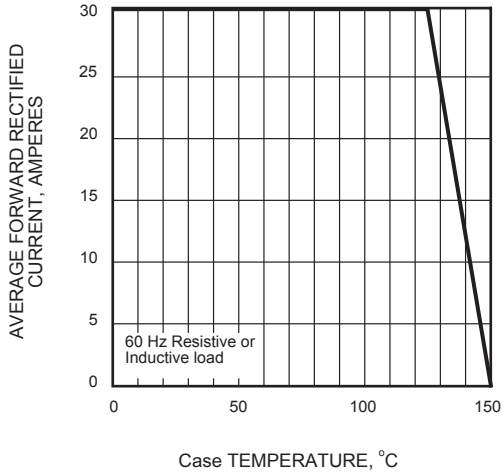


FIG.2 - MAXIMUM NON-REPETITIVE PEAK FORWARD SURGE CURRENT

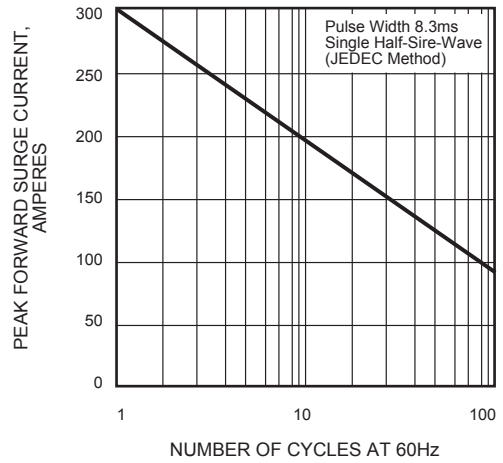


FIG.3 - TYPICAL INSTANTANEOUS FORWARD CHARACTERISTICS

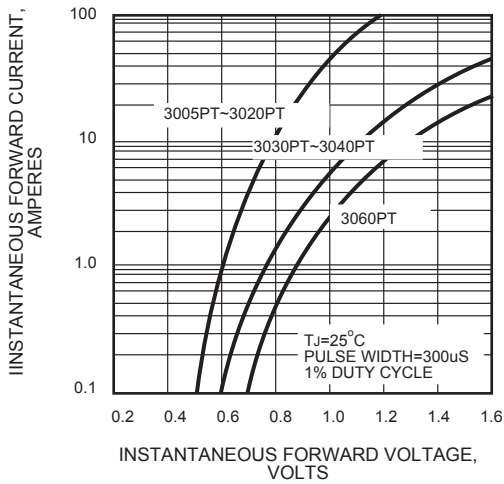


FIG.4 - TYPICAL REVERSE CHARACTERISTICS

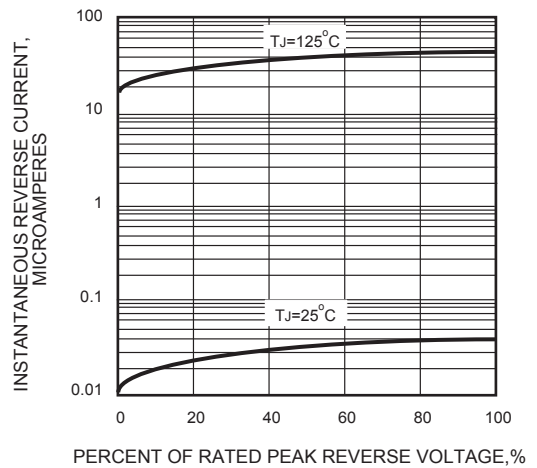
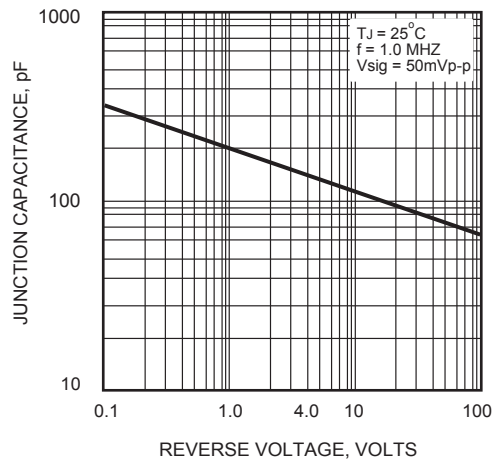


FIG.5 - TYPICAL JUNCTION CAPACITANCE





TM

Micro Commercial Components

*****IMPORTANT NOTICE*****

Micro Commercial Components Corp. reserves the right to make changes without further notice to any product herein to make corrections, modifications, enhancements, improvements, or other changes. *Micro Commercial Components Corp.* does not assume any liability arising out of the application or use of any product described herein; neither does it convey any license under its patent rights, nor the rights of others. The user of products in such applications shall assume all risks of such use and will agree to hold *Micro Commercial Components Corp.* and all the companies whose products are represented on our website, harmless against all damages.

*****APPLICATIONS DISCLAIMER*****

Products offer by *Micro Commercial Components Corp.* are not intended for use in Medical, Aerospace or Military Applications.