


GBJ25005-G Thru. GBJ2510-G

Reverse Voltage: 50 to 1000V

Forward Current: 25.0A

RoHS Device

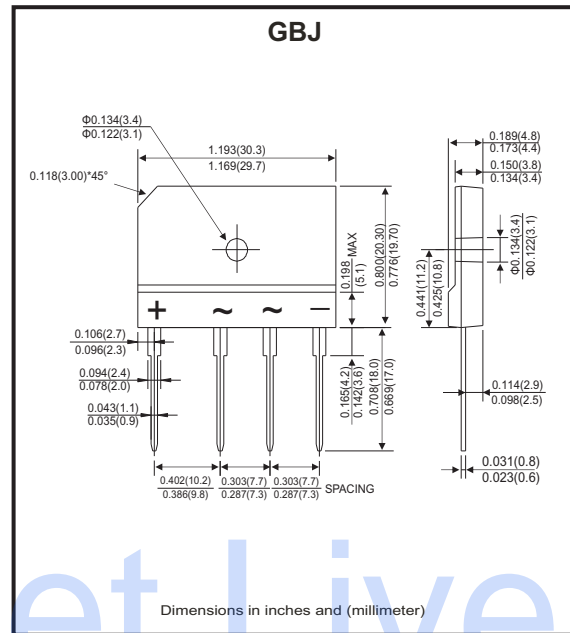


Features

- Rating to 1000V PRV.
- Ideal for printed circuit board.
- Low forward voltage drop.
- High current capability.
- UL recognized file # E217139

Mechanical Data

- Epoxy: U/L 94V-0 rate flame retardant.
- Case: Molded plastic, GBJ
- Mounting position: Any
- Weight: 6.81grams



Maximum ratings and electrical characteristics

Rating at 25 °C ambient temperature unless otherwise specified.
 Single phase, half wave ,60Hz, resistive or inductive load.
 For capacitive load, derate current by 20%

Parameter	Symbol	GBJ 25005-G	GBJ 2501-G	GBJ 2502-G	GBJ 2504-G	GBJ 2506-G	GBJ 2508-G	GBJ 2510-G	Unit	
Maximum Recurrent Peak Reverse Voltage	V_{RRM}	50	100	200	400	600	800	1000	V	
Maximum RMS Voltage	V_{RMS}	35	70	140	280	420	560	700	V	
Maximum DC Blocking Voltage	V_{DC}	50	100	200	400	600	800	1000	V	
Maximum Average Forward (With heatsink Note2) Rectified Current @Tc=100°C (without hestsink)	$I_{(AV)}$					25.0				A
Peak Forward Surge Current , 8.3ms Single Half Sine-Wave Super Imposed On Rated Load (JEDEC Method)	I_{FSM}					350				A
Maximum Forward Voltage at 12.5A DC	V_F					1.0				V
Maximum DC Reverse Current @Tj=25°C At Rate DC Blocking Voltage @Tj=125°C	I_R					10.0				μA
$I^2 T$ Rating for Fusing (t<8.3ms)	$I^2 t$					510				A ² s
Typical Junction Capacitance Per Element (Note 1)	C_J					85				pF
Typical Thermal Resistance	$R_{\theta JC}$					0.6				°C/W
Operating Temperature Range	T_J					-55 to +150				°C
Storage Temperature Range	T_{STG}					-55 to +150				°C

Notes:

1. Measured at 1.0MHz and applied reverse voltage of 4.0V DC.
2. Device mounted on 300mm*300mm*1.6mm Cu plate heatsink.

Company reserves the right to improve product design , functions and reliability without notice.

REV: E

Fig.1 - Forward Current Derating Curve

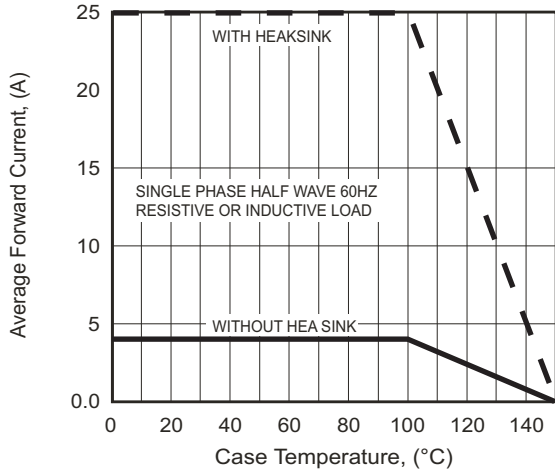


Fig.2 - Typical Forward Characteristics

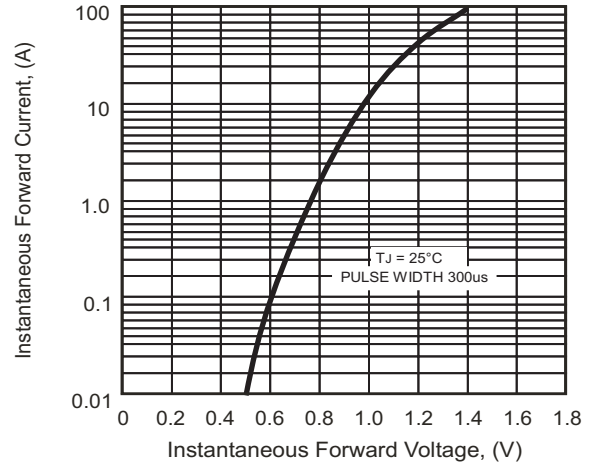


Fig.3 - Maximum Non-Repetitive Surge Current

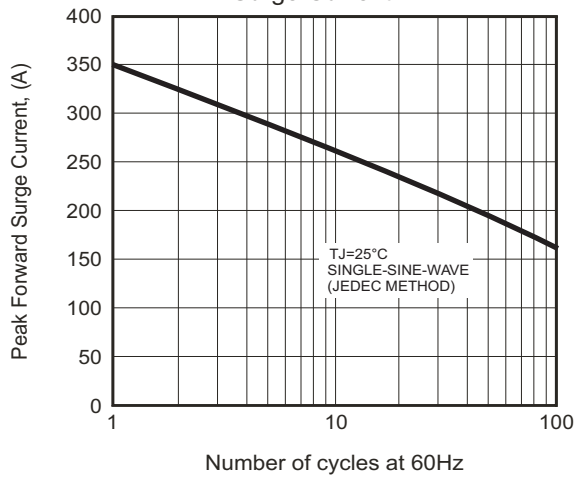


Fig.4 - Typical Junction Capacitance

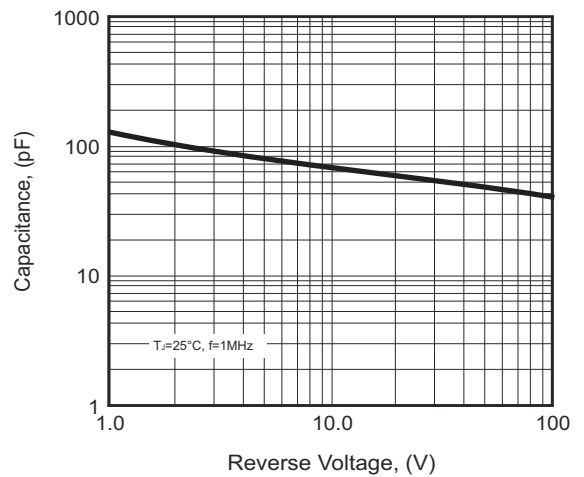
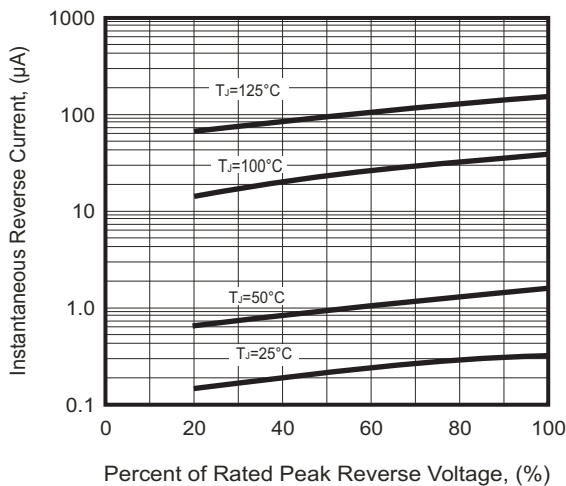


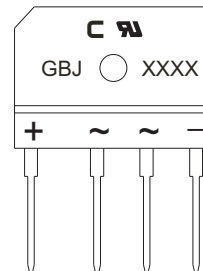
Fig.5 - Typical Reverse Characteristics



Company reserves the right to improve product design , functions and reliability without notice.

Marking Code

Part Number	Marking code
GBJ25005-G	GBJ25005
GBJ2501-G	GBJ2501
GBJ2502-G	GBJ2502
GBJ2504-G	GBJ2504
GBJ2506-G	GBJ2506
GBJ2508-G	GBJ2508
GBJ2510-G	GBJ2510



XXX / XXXX = Product type marking code

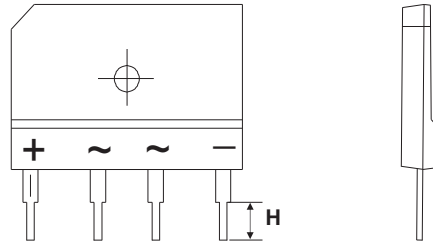
C = Compchip Logo

Standard Packaging

Case Type	TUBE PACK	
	TUBE (pcs)	Carton (pcs)
GBJ	15	750

GBJ25005-03-G Thru. GBJ2510-06-G

Package outline(Cuts the foot)

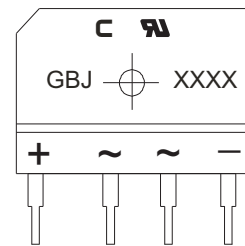


H	4.5±0.5 (mm)	4.0±0.5 (mm)	10.0±0.5 (mm)	5.0±0.5 (mm)
Part Number	GBJ25005-G	GBJ25005-G	GBJ25005-G	GBJ25005-G
	GBJ25005-03-G	GBJ25005-04-G	GBJ25005-05-G	GBJ25005-06-G
	GBJ2501-G	GBJ2501-G	GBJ2501-G	GBJ2501-G
	GBJ2501-03-G	GBJ2501-04-G	GBJ2501-05-G	GBJ2501-06-G
	GBJ2502-G	GBJ2502-G	GBJ2502-G	GBJ2502-G
	GBJ2502-03-G	GBJ2502-04-G	GBJ2502-05-G	GBJ2502-06-G
	GBJ2504-G	GBJ2504-G	GBJ2504-G	GBJ2504-G
	GBJ2504-03-G	GBJ2504-04-G	GBJ2504-05-G	GBJ2504-06-G
	GBJ2506-G	GBJ2506-G	GBJ2506-G	GBJ2506-G
	GBJ2506-03-G	GBJ2506-04-G	GBJ2506-05-G	GBJ2506-06-G
	GBJ2508-G	GBJ2508-G	GBJ2508-G	GBJ2508-G
	GBJ2508-03-G	GBJ2508-04-G	GBJ2508-05-G	GBJ2508-06-G
	GBJ2510-G	GBJ2510-G	GBJ2510-G	GBJ2510-G
	GBJ2510-03-G	GBJ2510-04-G	GBJ2510-05-G	GBJ2510-06-G

Dimensions in inches and (millimeter)

Marking Code

4.5±0.5 (mm)	4.0±0.5 (mm)	10.0±0.5 (mm)	5.0±0.5 (mm)	Marking code
GBJ25005-03-G	GBJ25005-04-G	GBJ25005-05-G	GBJ25005-06-G	GBJ25005
GBJ2501-03-G	GBJ2501-04-G	GBJ2501-05-G	GBJ2501-06-G	GBJ2501
GBJ2502-03-G	GBJ2502-04-G	GBJ2502-05-G	GBJ2502-06-G	GBJ2502
GBJ2504-03-G	GBJ2504-04-G	GBJ2504-05-G	GBJ2504-06-G	GBJ2504
GBJ2506-03-G	GBJ2506-04-G	GBJ2506-05-G	GBJ2506-06-G	GBJ2506
GBJ2508-03-G	GBJ2508-04-G	GBJ2508-05-G	GBJ2508-06-G	GBJ2508
GBJ2510-03-G	GBJ2510-04-G	GBJ2510-05-G	GBJ2510-06-G	GBJ2510



XXX / XXXX = Product type marking code

C = Compchip Logo

Standard Packaging

Case Type	TUBE PACK	
	TUBE (pcs)	Carton (pcs)
GBJ	15	750

Company reserves the right to improve product design , functions and reliability without notice.

Mouser Electronics

Authorized Distributor

Click to View Pricing, Inventory, Delivery & Lifecycle Information:

Comchip Technology:

[GBU2501-G](#) [GBU2502-G](#) [GBU2506-G](#) [GBU2508-G](#) [GBJ2502-G-04](#) [GBJ25005-G-04](#) [GBJ2508-G-06](#) [GBJ2501-G](#)
[GBJ2508-G-03](#) [GBJ2504-G-04](#) [GBJ2502-G-05](#) [GBJ2506-G-06](#) [GBJ2501-G-06](#) [GBJ2508-G-04](#) [GBJ2510-G-03](#)
[GBJ2508-G-05](#) [GBJ2504-G-05](#) [GBJ2506-G-03](#) [GBJ2510-G-06](#) [GBJ2501-G-04](#) [GBJ2506-G-05](#) [GBJ2510-G-04](#)
[GBJ2501-G-05](#) [GBJ2502-G-03](#) [GBJ2506-G-04](#) [GBJ2502-G-06](#) [GBJ25005-G-05](#) [GBJ2508-G](#) [GBJ25005-G-03](#)
[GBJ25005-G-06](#) [GBJ2501-G-03](#) [GBJ2506-G](#) [GBJ2502-G](#) [GBJ2504-G-03](#) [GBJ2510-G-05](#) [GBJ2504-G-06](#)
[GBJ25005-G](#) [GBJ2504-G](#) [GBJ2510-G](#)