

**Microsemi Corp.**

The diode experts

SCOTTSDALE, AZ

For more information call:  
(602) 941-6300

# 1N4728A thru 1N4764A DO-41 GLASS

**SILICON  
1 WATT  
ZENER DIODES**

## FEATURES

- 3.3 THRU 100 VOLTS
- HERMETIC GLASS PACKAGE
- CONSULT FACTORY FOR VOLTAGES OVER 100 V

## MAXIMUM RATINGS

Junction and Storage Temperature: -65°C to +200°C

Power Dissipation at  $T_L$  100°C; 1.0 Watt

Power Derating from 100°C; 10 mW/°C

$T_L$  = lead temperature at 3/8" from body

## \*ELECTRICAL CHARACTERISTICS

(at +25°C ambient.)

Maximum forward voltage 1.2 volts at 200 mA

JEDEC TYPE NUMBER (Note 1)	ZENER VOLTAGE ( $V_z$ ) (NOTE 4)	TEST CURRENT ( $I_{zT}$ )	MAXIMUM DYNAMIC IMPEDANCE ( $Z_{zT}$ @ $I_{zT}$ ) (NOTE 2)	MAXIMUM REVERSE CURRENT ( $I_R$ @ $V_R$ )	TEST VOLTAGE ( $V_R$ )	MAXIMUM REGULATOR CURRENT ( $I_{zW}$ ) $T_A = 50^\circ\text{C}$	MAXIMUM KNEE IMPEDANCE ( $Z_{zK}$ @ $I_{zK}$ ) (NOTE 2)	TEST CURRENT ( $I_{zX}$ )	MAXIMUM (SURGE) CURRENT ( $I_S$ ) (NOTE 3)
	VOLTS	mA	OHMS	$\mu\text{A}$	VOLTS	mA	OHMS	mA	mA
1N4728A	3.3	76	10	100	1	276	400	1.0	1380
1N4729A	3.6	69	10	100	1	252	400	1.0	1260
1N4730A	3.9	64	9	50	1	234	400	1.0	1190
1N4731A	4.3	58	9	10	1	217	400	1.0	1070
1N4732A	4.7	53	8	10	1	193	500	1.0	970
1N4733A	5.1	49	7	10	1	178	550	1.0	890
1N4734A	5.6	45	5	10	2	162	600	1.0	810
1N4735A	6.2	41	2	10	3	146	700	1.0	730
1N4736A	6.8	37	3.5	10	4	133	700	1.0	660
1N4737A	7.5	34	4.0	10	5	121	700	0.5	605
1N4738A	8.2	31	4.5	10	6	110	700	0.5	550
1N4739A	9.1	28	5.0	10	7	100	700	0.5	500
1N4740A	10	25	7	10	7.6	91	700	0.25	454
1N4741A	11	23	8	5	8.4	83	700	0.25	414
1N4742A	12	21	9	5	9.1	76	700	0.25	380
1N4743A	13	19	10	5	9.9	69	700	0.25	344
1N4744A	15	17	14	5	11.4	61	700	0.25	304
1N4745A	16	15.5	16	5	12.2	57	700	0.25	285
1N4746A	18	14	20	5	13.7	50	750	0.25	250
1N4747A	20	12.5	22	5	15.2	45	750	0.25	225
1N4748A	22	11.5	23	5	16.7	41	750	0.25	205
1N4749A	24	10.5	25	5	18.2	38	750	0.25	190
1N4750A	27	9.5	25	5	20.6	34	750	0.25	170
1N4751A	30	8.5	40	5	22.8	30	1000	0.25	150
1N4752A	33	7.5	45	5	25.1	27	1000	0.25	135
1N4753A	36	7.0	50	5	27.4	25	1000	0.25	125
1N4754A	39	6.5	50	5	29.7	23	1000	0.25	115
1N4755A	43	6.0	70	5	32.7	22	1500	0.25	110
1N4756A	47	5.5	80	5	35.8	19	1500	0.25	95
1N4757A	51	5.0	95	5	38.8	18	1500	0.25	90
1N4758A	56	4.5	110	5	42.6	16	2000	0.25	80
1N4759A	62	4.0	125	5	47.1	14	2000	0.25	70
1N4760A	68	3.7	150	5	51.7	13	2000	0.25	65
1N4761A	75	3.3	175	5	56.0	12	2000	0.25	60
1N4762A	82	3.0	200	5	62.2	11	3000	0.25	55
1N4763A	91	2.8	250	5	69.2	10	3000	0.25	50
1N4764A	100	2.5	350	5	76.0	9	3000	0.25	45

\*JEDEC Registered Data

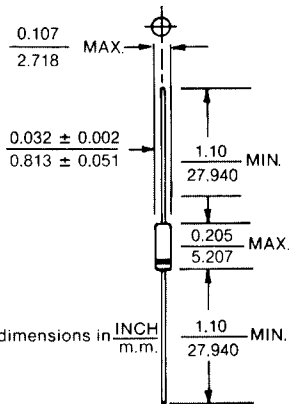


FIGURE 1

## MECHANICAL CHARACTERISTICS

CASE: Hermetically sealed glass case. DO-41.

FINISH: All external surfaces are corrosion resistant and leads solderable.

THERMAL RESISTANCE: Less than 100°C/Watt junction to lead at 0.375-inches from body.

POLARITY: Banded end is cathode.

WEIGHT: 0.378 grams (Typical).

# 1N4728A DO-41 thru 1N4764A DO-41

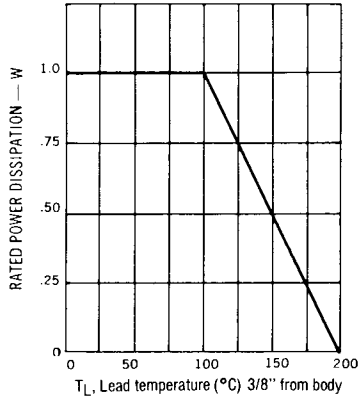


FIGURE 2. POWER DERATING CURVE

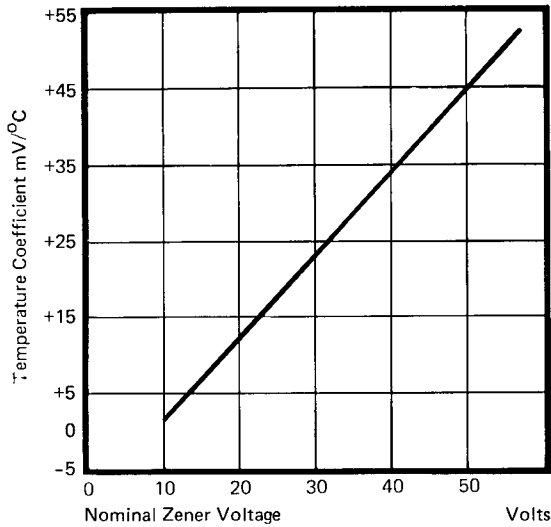


FIGURE 3. TYPICAL TEMPERATURE COEFFICIENT vs ZENER VOLTAGE

NOTE 1. The JEDEC type numbers shown with an A suffix have a 5% tolerance on nominal zener voltage. No suffix signifies a 10% tolerance, C signifies 2%, and D suffix signifies 1% tolerance.

NOTE 2. The Zener impedance is derived from the 60 Hz ac voltage, which results when an ac current having an rms value equal to 10% of the DC Zener current ( $I_{ZT}$  or  $I_{ZK}$ ) is superimposed on  $I_{ZT}$  or  $I_{ZK}$ . Zener impedance is measured at two points to insure

a sharp knee on the breakdown curve and eliminate unstable units.

NOTE 3. The reverse surge current is measured at 25°C ambient using a 1/2 square wave or equivalent sine wave pulse 1/120 second duration superimposed on  $I_{ZT}$ .

NOTE 4. Voltage measurements to be performed 90 seconds after application of DC current.