

Coaxial Bandpass Filter

NON-CATALOG

BIF-70+

50Ω Constant Impedance 58 to 82 MHz

Maximum Ratings

Operating Temperature	-55°C to 100°C
Storage Temperature	-55°C to 100°C
RF Power Input	0.5W max.

Features

- low VSWR in pass & stopbands, 1.3:1 typ.
- rugged shielded case
- custom to models available

Applications

- harmonic rejection
- lab use



CASE STYLE: FF55

Connectors	Model	Price	Qty.
BNC	BIF-70+		Contact Sales Dept.

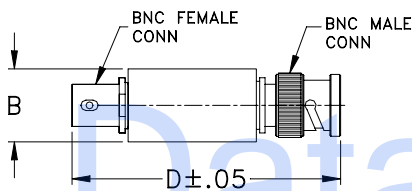
+ RoHS compliant in accordance with EU Directive (2002/95/EC)

The +Suffix has been added in order to identify RoHS Compliance. See our web site for RoHS Compliance methodologies and qualifications.

Bandpass Filter Electrical Specifications

MODEL NO.	CENTER FREQ. (MHz)	PASSBAND (MHz) (loss < 1 dB)	STOPBANDS		VSWR, 1.3:1 Typ. TOTAL BAND (MHz)
			(loss > 10 dB) at MHz	(loss > 20 dB) at MHz	
BIF-70+	70	58-82	16 & 280	4.4 & 490	DC-550

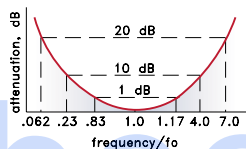
Outline Drawing



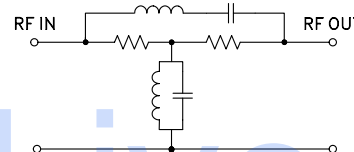
Outline Dimensions (inch/mm)

B	D	wt
.54	2.59	grams
13.72	65.79	40.0

typical frequency response

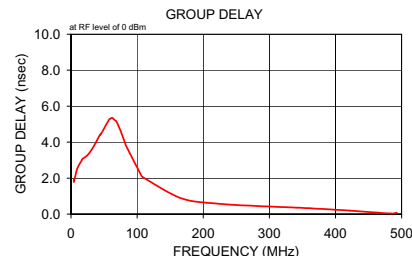
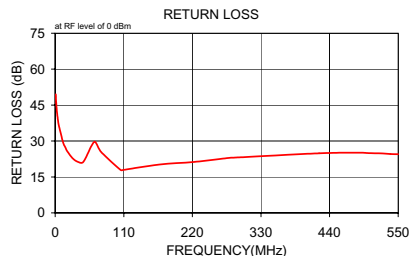
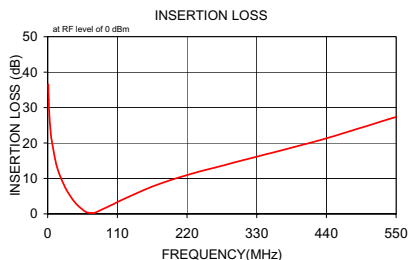


Electrical Schematic



Typical Performance Data

Frequency (MHz)	Insertion Loss (dB)		Return Loss (dB)	Frequency (MHz)	Group Delay (nsec)
	\bar{x}	σ			
1.0	36.56	0.2	49.5	4.4	1.965
1.7	32.08	0.2	45.9	4.5	1.803
2.4	29.16	0.2	43.7	8.4	2.416
3.0	27.01	0.2	41.6	12.2	2.736
3.7	25.26	0.2	40.1	16.1	2.984
4.4	23.82	0.2	38.7	17.0	3.059
6.0	21.13	0.2	36.2	26.2	3.326
12.7	14.61	0.2	29.4	35.1	3.817
16.0	12.53	0.2	27.5	43.9	4.422
20.0	10.51	0.2	25.5	44.7	4.419
28.3	7.27	0.2	22.7	57.9	5.270
36.7	4.76	0.2	21.3	58.9	5.288
45.0	2.79	0.1	21.3	62.0	5.357
58.0	0.77	0.1	27.9	65.3	5.248
63.7	0.34	0.1	29.7	68.8	5.146
70.0	0.24	0.1	26.9	72.4	4.843
74.7	0.35	0.1	25.1	75.0	4.639
105.0	2.87	0.1	17.9	79.0	4.231
110.0	3.34	0.2	18.0	81.8	3.959
166.7	7.80	0.2	20.2	83.2	3.803
223.3	11.10	0.2	21.3	105.9	2.168
280.0	13.80	0.3	23.0	107.8	2.082
290.0	14.28	0.3	23.1	166.0	0.886
423.3	20.50	0.9	24.9	222.6	0.581
490.0	24.04	1.4	25.1	278.6	0.458
500.0	24.60	1.5	25.0	342.8	0.360
512.5	25.30	1.5	24.9	348.7	0.351
525.0	25.98	1.6	24.8	421.7	0.199
537.5	26.70	1.6	24.6	484.2	0.031
550.0	27.34	1.4	24.5	492.6	0.079



Mini-Circuits®
ISO 9001 ISO 14001 CERTIFIED

ALL NEW
minicircuits.com

P.O. Box 350166, Brooklyn, New York 11235-0003 (718) 934-4500 Fax (718) 332-4661 For detailed performance specs & shopping online see Mini-Circuits web site



The Design Engineers Search Engine Provides ACTUAL Data Instantly From MINI-CIRCUITS At: www.minicircuits.com

RF/IF MICROWAVE COMPONENTS

REV. B
M108294
BIF-70+
070509