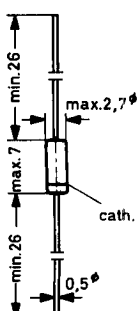


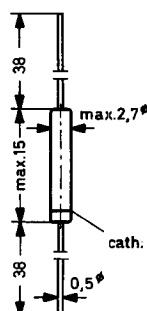
## Silicon Planar Diodes in "double-plug" DO-35 and DO-7 glass encapsulations

Type		Maximum Ratings				Characteristics at $T_{amb}=25^{\circ}C$							
		$V_R$ V	$V_{RM}$ V	$I_0$ mA	$P_{tot}$ mW	$T_j$ $^{\circ}C$	$I_R$ nA	$V_R$ V	$V_F$ V	$I_F$ mA	$t_{rr}$ ns @		
				$\begin{matrix} @ \\ T_{amb} = \\ 25^{\circ}C \end{matrix}$	$\begin{matrix} @ \\ T_{amb} = \\ 25^{\circ}C \end{matrix}$	$\begin{matrix} @ \\ T_{case} = \\ 25^{\circ}C \end{matrix}$							
DO-35	DO-7	75	—	—	500	200	< 100	75	< 1	20	< 2	$I_F=10mA, V_R=6V; I_R=60mA; R_L=100\Omega$	
	1 N 3062	75	—	—	500	200	< 100	75	< 0,53	0,1	< 4	$I_F=10mA, V_R=1V$	
	1 N 3065	75	—	—	500	200	< 100	75	< 0,62	1	< 6	$I_F=10mA, I_R=1mA$	
1 N 4148	1 N 914	75	100	150 <sup>1</sup>	500 <sup>1</sup>	200	< 25	20	< 1	10	< 4	$I_F=10mA$ to $V_R=6V; I_R=1mA; R_L=100\Omega$	
1 N 4150		50	—	150	500	200	< 100	50	< 0,62	1	< 6	$I_F=10mA, I_R=1mA$	
1 N 4151	1 N 3604	50	75	150 <sup>1</sup>	500 <sup>1</sup>	200	< 50	50	< 1	50	< 2	$I_F=10mA$ to $V_R=6V; I_R=1mA; R_L=100\Omega$	
1 N 4154	1 N 4009	25	35	150 <sup>1</sup>	500 <sup>1</sup>	200	< 100	25	< 1	30	< 2	$I_F=10mA$ to $V_R=6V; I_R=1mA; R_L=100\Omega$	
1 N 4446	1 N 914 A	75	100	150 <sup>1</sup>	500 <sup>1</sup>	200	< 25	20	< 1	20	< 4	$I_F=10mA$ to $V_R=6V; I_R=1mA; R_L=100\Omega$	
1 N 4447		75	100	150	500	200	< 5 $\mu$ A	75	< 1	20	< 4	$I_F=10mA, V_R=6V; R_L=100\Omega$	
1 N 4448	1 N 914 B	75	100	150 <sup>1</sup>	500 <sup>1</sup>	200	< 25	20	< 1	100	< 4	$I_F=10mA$ to $V_R=6V; I_R=1mA; R_L=100\Omega$	
1 N 4449		75	100	150	500	200	< 5 $\mu$ A	75	< 0,73	5	< 4	$I_F=10mA, V_R=6V; R_L=100\Omega$	
ITT 600		—	75	200 <sup>1</sup>	500 <sup>1</sup>	150	< 100	50	< 1	200	< 4	$I_F=I_R=10 \dots 200mA$ to $I_R=0,1 I_F$	
ITT 601		—	50	200 <sup>1</sup>	500 <sup>1</sup>	150	< 100	30	< 1	400	< 6	$I_F=10mA$ to $I_R=10mA$ to $I_R=1mA$	
ITT 700	1 N 5220	—	30	50 <sup>2</sup>	250 <sup>2</sup>	150	< 50	15	< 1,1	50	< 0,7	$I_F=10mA$ to $I_R=10mA$ to $I_R=1mA$	
ITT 777		—	15	50 <sup>2</sup>	250 <sup>2</sup>	150	< 100	8	< 1	20	< 0,75	$I_F=10mA$ to $I_R=10mA$ to $I_R=1mA$	
ITT 2001		100	—	100	250	175	< 100	50	< 1	100	< 50	$I_F=I_R=30mA$ to $I_R=3mA; R_L=100\Omega$	
ITT 2002	ITT 200	200	—	100	250	175	< 100	150	< 1	100	< 50	$I_F=I_R=30mA$ to $I_R=3mA; R_L=100\Omega$	
ITT 2003		250	—	100	250	175	< 100	150	< 1	100	< 50	$I_F=I_R=30mA$ to $I_R=3mA; R_L=100\Omega$	
ITT 3001		70	—	100	250	175	< 25	60	< 1	100	—		
ITT 3002	ITT 300	150	—	100	250	175	< 1	125	< 1	200	—		
ITT 3003		200	—	100	250	175	< 25	175	< 1	100	—		

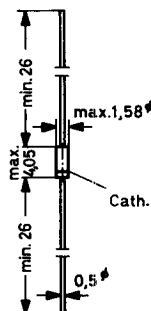
DO-7 Outline  
Weight 0,2



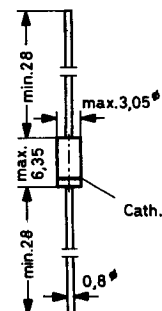
Long Glass Outline  
Weight 0,25 p



DO-35  
"Double-plug" Outline  
Weight 0,1 p



Epoxy Outline  
Weight 0,4 p



Dimensions in mm