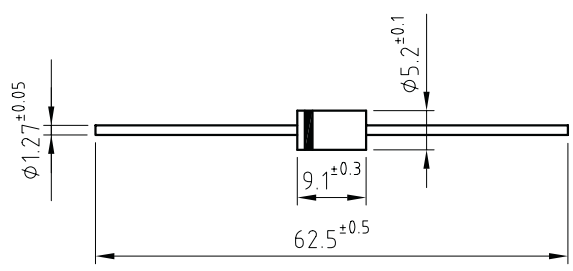


### 3 Amp. Glass Passivated Junction Rectifier

<p><b>Dimensions in mm.</b></p> <p style="text-align: right;"><b>DO-201AD (Plastic)</b></p>  <p><b>Mounting instructions</b></p> <ol style="list-style-type: none"> <li>1. Min. distance from body to soldering point, 4 mm.</li> <li>2. Max. solder temperature, 350°C.</li> <li>3. Max. soldering time, 3.5 sec.</li> <li>4. Do not bend lead at a point closer than 3 mm. to the body.</li> </ol>	<p><b>Voltage</b> 50 to 1000 V</p> <p><b>Current</b> 3.0 A at 105°C</p> <p style="text-align: center;"><b>HYPERECTIFIER®</b></p> <ul style="list-style-type: none"> <li>• Glass passivated junction</li> <li>• High current capability</li> <li>• The plastic material carries U/L recognition 94 V-0</li> <li>• Terminals: Axial Leads</li> <li>• Polarity: Color band denotes cathode</li> </ul>
---	--

#### Maximum Ratings, according to IEC publication No. 134

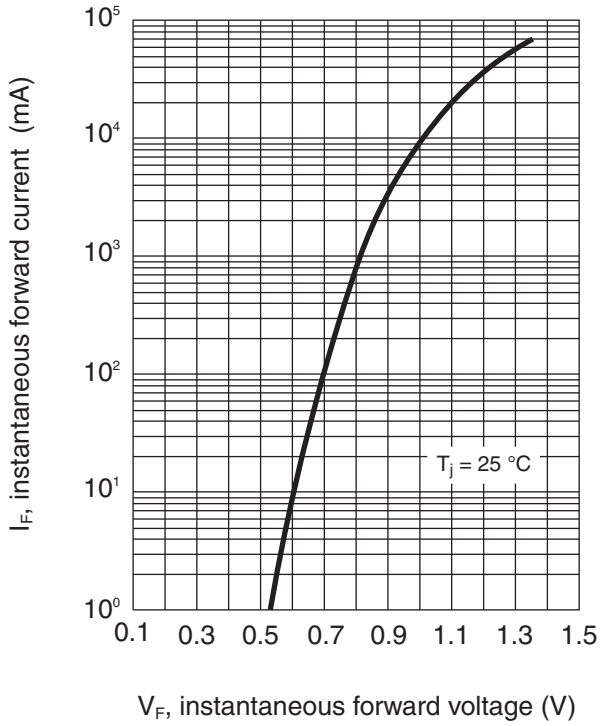
		1N 5400GP	1N 5401GP	1N 5402GP	1N 5404GP	1N 5406GP	1N 5407GP	1N 5408GP
$V_{RRM}$	Peak Recurrent Reverse Voltage (V)	50	100	200	400	600	800	1000
$I_{F(AV)}$	Forward Current at $T_{amb} = 105^\circ\text{C}$	3 A						
$I_{FRM}$	Recurrent Peak Forward Current	30 A						
$I_{FSM}$	8.3 ms. Peak Forward Surge Current (Jedec Method)	200 A						
$T_j$	Operating Temperature Range	-65 to +175°C						
$T_{stg}$	Storage Temperature Range	-65 to +175°C						
$E_{RSM}$	Maximum non Repetitive Peak Reverse Avalanche energy. $I_R = 1\text{A}; T_j = 25^\circ\text{C}$	20 mJ						

#### Electrical Characteristics at $T_{amb} = 25^\circ\text{C}$

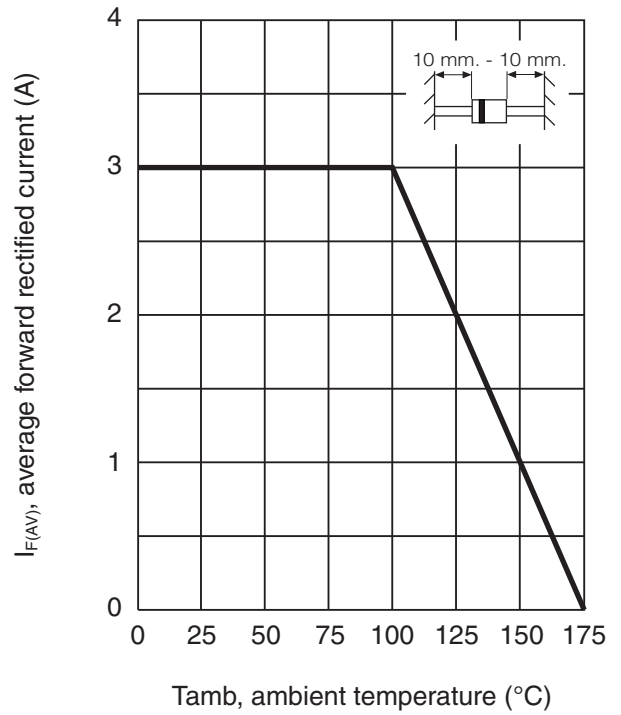
$V_F$	Maximum Forward Voltage Drop at $I_F = 3\text{A}$	1.2 V
$I_R$	Maximum Reverse Current at $V_{RRM}$ at 25°C at 150°C	5 $\mu\text{A}$ 500 $\mu\text{A}$
$R_{thj-a}$	Maximum Thermal Resistance ( $l = 10\text{mm.}$ )	30 °C/W

**Characteristic Curves**

TYPICAL FORWARD CHARACTERISTIC



FORWARD CURRENT DERATING CURVE



MAXIMUM NON REPETITIVE PEAK FORWARD SURGE CURRENT

