

- Features:
- Aluminum housing for maximum heat dissipation
 - Complete welded construction
 - 10-50W tinned copper terminals
 - Centerless ground steatite or alumina cores
 - Molded epoxy body for heat transfer
 - Non-inductive winding available (NKAL)
 - 100–250W threaded terminals
 - RoHS compliant / lead-free

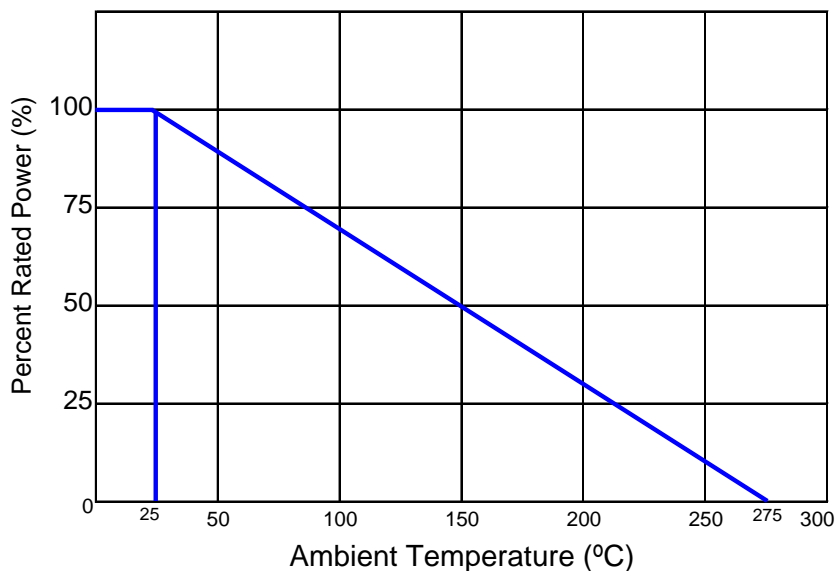


Electrical Specifications									
Type / Code	MIL-R-26 Ref.	Power Rating (Watts @ 25°C)		Dielectric Withstanding Voltage	Ohmic Range (Ω) and Tolerance				
		Commercial	MIL		0.1%	0.5%	1%	3%	5%
KAL10	RE-65	12.5W	10W	1,000 VAC	1 - 1K	1 - 1K	0.05 - 30K		
KAL25	RE-70	25W	20W	3,000 VAC			0.05 - 51.1K		
KAL50	RE-75	50W	30W				0.05 - 150K		
KAL100	RE-77	100W	75W	2,500 VAC	-	0.4 - 50K	0.4 - 50K		
KAL250	RE-80	250W	120W				0.6 - 80K		

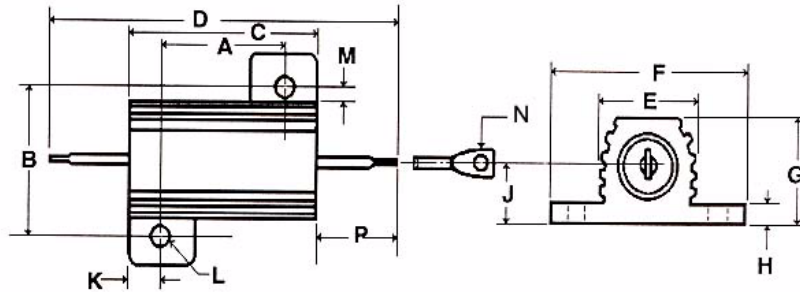
Temperature Coefficient Standard: ±100ppm below 0.1Ω, ±50ppm from 0.1Ω - 9.9Ω, ±30ppm from 10Ω - 49Ω, & ±20ppm above 50Ω

Performance Characteristics		
Test	Test Conditions	Results
Short time Overload	5x wattage rating - 5 seconds	$\Delta R \pm (0.5\% + 0.05\Omega)$ MAX
Moisture resistance	Temp 40°C moisture 95% CDC 100V for 500 hours	$\Delta R \pm (0.5\% + 0.05\Omega)$ MAX
Load life	Load rating (chassis is mounted) 1.5 hours ON, 0.5 hours OFF. Repeated for 1000 hours	$\Delta R \pm (1.5\% + 0.05\Omega)$ MAX

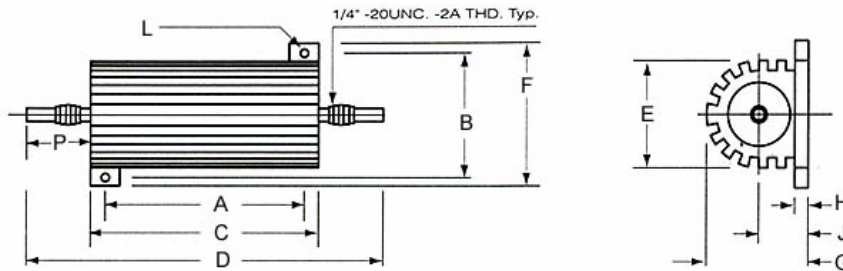
Power Derating Curve:



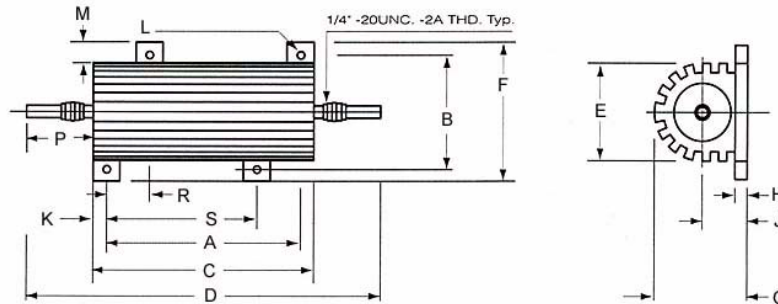
KAL 10-50



KAL 100

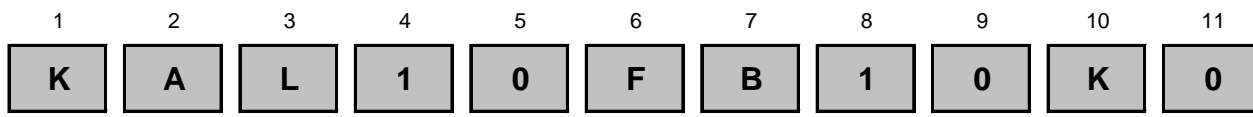


KAL 250



Mechanical Specifications																	
Type	A	B	C	D	E	F	G	H	J	K	L	M	N	P	R	S	Unit
Tolerance	±0.005 ±0.10	±0.005 ±0.10	±0.031 ±0.80	±0.062 ±1.60	±0.015 ±0.40	±0.015 ±0.40	±0.031 ±0.80	±0.010 ±0.30	±0.015 ±0.40	±0.010 ±0.30	±0.005 ±0.10	±0.015 ±0.40	±0.005 ±0.10	±0.062 ±1.60	±0.010 ±0.25	±0.010 ±0.25	inches mm
KAL10	0.562 14.27	0.625 15.88	0.750 19.05	1.375 34.93	0.420 10.67	0.800 20.32	0.390 9.91	0.075 1.91	0.190 4.83	0.093 2.36	0.093 2.36	0.102 2.59	0.086 2.18	0.312 7.92	-	-	inches mm
KAL25	0.719 18.26	0.781 19.84	1.062 26.97	1.938 49.23	0.550 13.97	1.080 27.43	0.546 13.87	0.088 2.24	0.260 6.60	0.172 4.37	0.125 3.18	0.115 2.92	0.086 2.18	0.438 11.13	-	-	inches mm
KAL50	1.563 39.70	0.844 21.44	1.968 49.99	2.781 70.64	0.630 16.00	1.140 28.96	0.610 15.49	0.088 2.24	0.300 7.62	0.196 4.98	0.125 3.18	0.107 2.72	0.086 2.18	0.410 10.41	-	-	inches mm
KAL100	2.750 69.85	2.250 57.15	3.500 88.90	5.480 139.19	1.890 48.01	2.810 71.37	2.180 55.37	0.190 4.83	0.960 24.38	0.370 9.40	0.190 4.83	0.290 7.37	-	0.990 25.15	-	-	inches mm
KAL250	3.870 98.30	2.500 63.50	4.500 114.30	7.000 177.80	2.130 54.10	3.000 76.20	2.190 55.63	0.250 6.35	0.960 24.38	0.310 7.87	0.190 4.83	0.250 6.35	-	1.250 31.75	0.870 22.10	3.000 76.20	inches mm

How to Order



Product Series		Size	Power	Tolerance		Packaging				Resistance Value
Code	Description			Code	Tol	Code	Description	Size	MOQ	
KAL	Standard	10	10W	B	0.1%	B	Bulk	10	250	Four characters with the multiplier used as the decimal holder. 10.2 Kohm = 10K2 1 Mohm = 1M00
NKAL	Non-inductive	25	25W	D	0.5%			25	250	
		50	50W	F	1%			50	250	
		100	100W	H	3%			100	60	
		250	250W	J	5%			250	30	

Legacy Part Number (before January 3, 2011):

SEI Type		Code	Nominal Resistance	Tolerance	Packaging			
KAL		10	10K	1%	B			
Type	Description	Code	Wattage	Tolerance	Types	MOQ	Description	Code
KAL	Standard	10	10W	0.1%	KAL10	250	Bulk	B
NKAL	Non-Inductive	25	25W	0.5%	KAL25	250		
		50	50W	1%	KAL50	250		
		100	100W	3%	KAL100	60		
		250	250W	5%	KAL250	30		