

REVISION R

DO NOT SCALE
FROM THIS PRINT

UNLESS OTHERWISE NOTED

TOLERANCES ARE:

ONE PLACE DECIMALS $\pm .1$ [2.5mm] THREE PLACE DECIMALS $\pm .005$ [.13mm]
TWO PLACE DECIMALS $\pm .010$ [25mm] FOUR PLACE DECIMALS $\pm .0020$ [.05mm]

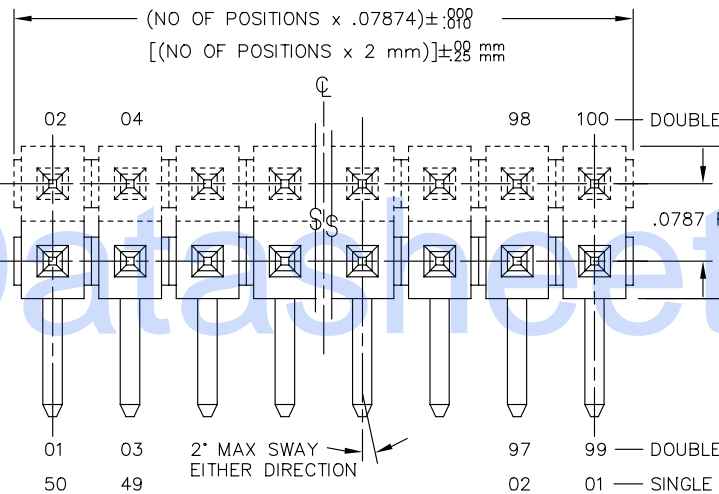
ANGLES
 $\pm 2^\circ$

TITLE: 2mm
TERMINAL STRIP
ASSEMBLY (R/A)

DWG NO:

TMM-1XX-XX-XX-X-RA-XXX

SHEET 1 OF 1



TMM-1XX-XX-XX-X-RA-XXX

NO. OF POSITIONS PER ROW
-01 THRU -50

TERMINAL SPEC
-01: USE T-1S13-XX-X-2

PLATING SPECIFICATION

- G: GOLD (SPECIFY -G IN TERMINAL SUFFIX -X)
- T: TIN (SPECIFY -T IN TERMINAL SUFFIX -X)
- S: SELECTIVE GOLD (SPECIFY -S IN TERMINAL SUFFIX -X)
- L: LIGHT SELECTIVE GOLD (SPECIFY -L IN TERMINAL SUFFIX -X)
- F: FLASH SELECTIVE GOLD (SPECIFY -F IN TERMINAL SUFFIX -X)
- H: HEAVY GOLD (SPECIFY -H IN TERMINAL SUFFIX -X)
- TM: MATTE TIN (SPECIFY -TM IN TERMINAL SUFFIX -X)
- LM: LIGHT SELECTIVE GOLD/MATTE TIN TAIL (SPECIFY -LM IN TERMINAL SUFFIX -X)
- FM: FLASH GOLD/MATTE TIN TAIL (SPECIFY -FM IN TERMINAL SUFFIX -X)
- SM: SELECTIVE GOLD/MATTE TIN TAIL (SPECIFY -SM IN TERMINAL SUFFIX -X)

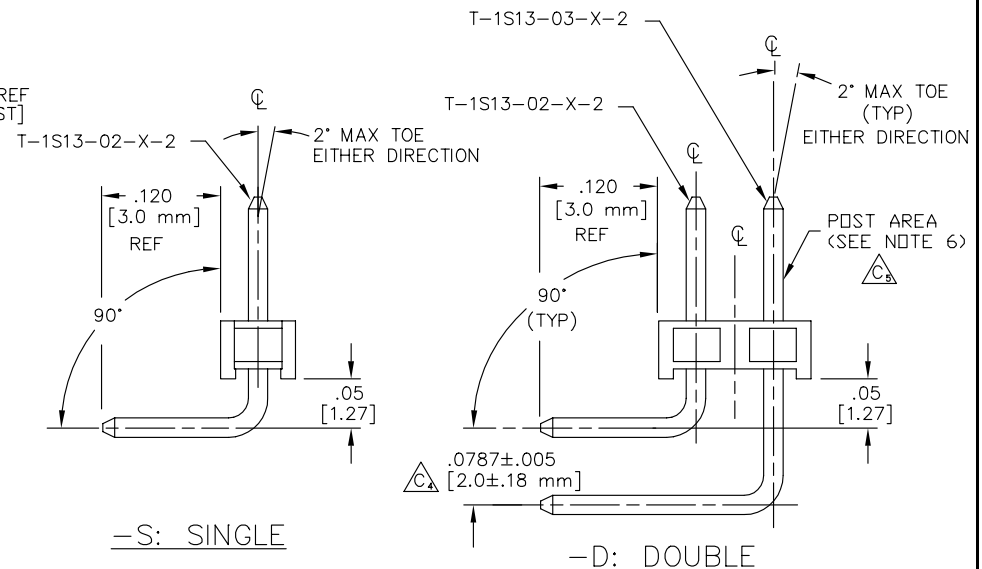
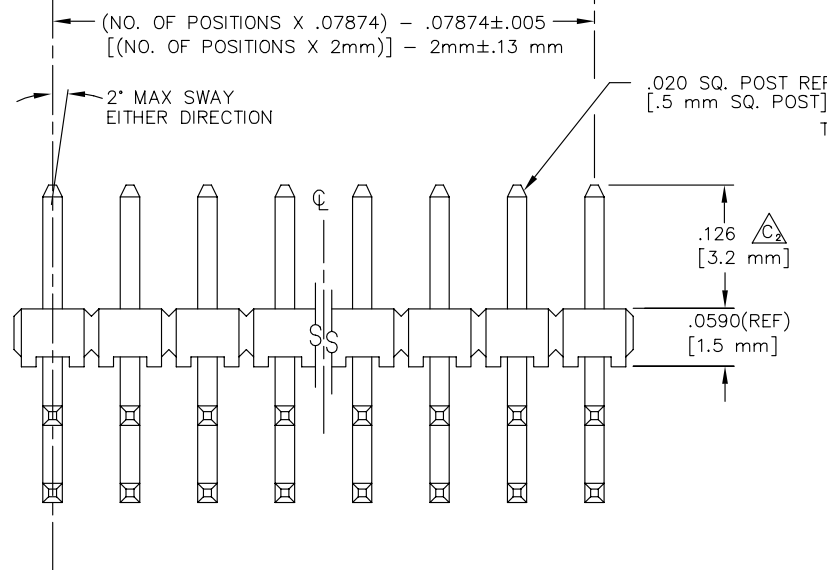
OPTION
POLARIZATION
SPECIFY POS -XXX AS
POS TO BE OMITTED

OPTION

-RA: RIGHT ANGLE

BODY SPECIFICATION

-S: SINGLE (TMM-50-S)
-D: DOUBLE (TMM-50-D)



NOTES:

1. MAX. ALLOWABLE BOW: .005 IN/IN AFTER ASSEMBLY.
2. MAX. PIN ROTATION IN BODY: 2°
3. PUSHOUT FORCE SHALL BE 1 lb MIN.
4. Δ REPRESENTS A CRITICAL DIMENSION FOR STATISTICAL PROCESS CONTROL USE.
5. ALL DIMENSIONS IN BRACKETS [] TO BE MILLIMETERS.
6. NO BANDOLIER MARKS ARE ALLOWED IN THE POST AREA.
7. MAX CUT FLASH: .010[.25]

PROPRIETARY NOTE

THIS DOCUMENT CONTAINS INFORMATION
CONFIDENTIAL AND PROPRIETARY TO
SAMTEC INC. AND SHALL NOT BE
REPRODUCED OR TRANSFERRED TO
OTHER DOCUMENTS OR DISCLOSED TO
OTHERS OR USED FOR ANY PURPOSE
OTHER THAN THAT FOR WHICH IT WAS
OBTAINED WITHOUT THE EXPRESSED
WRITTEN CONSENT OF SAMTEC INC.

EXISPROD\ASSEMBLY\2mm
TMM-RA

samtec

520 PARK EAST BLVD. NEW ALBANY, INDIANA 47150
PHONE (812) 944-6733 P.O. BOX 1147
CODE 55322

MADE BY: REIDINGER 5-22-91
CHECKED BY: MCCARTIN

ENG.
APPROVAL
DEM

TMM-1XX-XX-XX-X-RA-XXX
SHEET 1 OF 1

PLOT SCALE 1=1