Paint Insulated Glazed Metal Film Fixed Resistors

HMGL Type

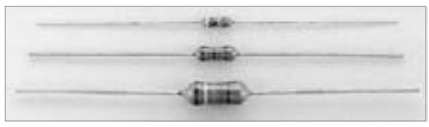

■Feature

Glazed metal film resistor "HMGL" series with high resistance .
"HMGL" series are suitable for circuit protection for surges.

■Power Rating

Type	Power Rating	Max. Working Voltage	Max. Overload Voltage	T.C.R.	Resistance Range[Ω] Tolerance[%]				Rating Ambient Temp.	Operating Temp. Range
	[W]	[V]	[V]		±0.5	±1.0	±2.0	±5.0	[℃]	[℃]
HMGL1/4	0.25	250	500	A(±100ppm/℃)	100k～10M	100k～10M	100k～10M	100k～ 10M	+70	-55～+125
				B(±250ppm/℃)	100k～10M	100k～50M	100k～50M	100k～ 50M		
HMGL1/2	0.5	500	1000	A(±100ppm/℃)	100k～10M	100k～30M	100k～30M	100k～ 30M		
				B(±250ppm/℃)	100k～10M	100k～50M	100k～50M	100k～100M		
HMGL 1	1.0	750	1500	A(±100ppm/℃	100k～10M	100k～50M	100k～50M	100k～100M		
				B(±250ppm/℃	100k～10M	100k～50M	100k～50M	100k～500M		

☆Rated Voltage: $\sqrt{P \cdot R}$ (P=Rated power (W), R=Nominal resistance(Ω)) Rated Voltage shall be either the calculated rated voltage or Max. Working Voltage whichever less.

■Dimensions

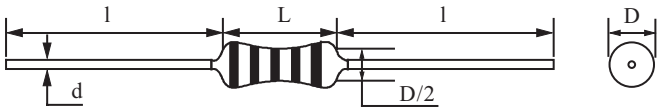

☆Marking : (±2.0),J(±5.0) are 4 color code lines

☆Body color : Brown

Type	Dimensions(mm)			
	L	D	l	d
HMGL1/4	6.4±0.8	2.3±0.5	27min.	0.6±0.1
HMGL1/2	9.5±1.0	3.5±1.0	38±3	0.65±0.1
HMGL 1	14.2±1.6	4.8±1.0	38±3	1.0±0.1

■Derating Curve

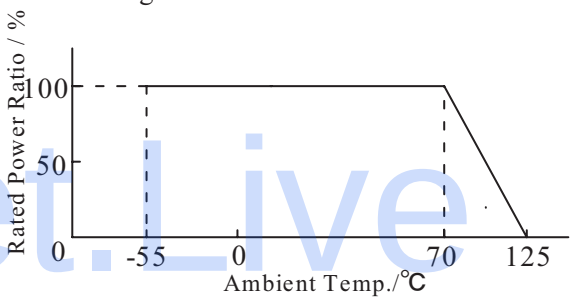

■Type Designation

HMGL 1/4 A 10MΩ F TU
① ② ③ ④ ⑤ ⑥

		Symbol	Meaning
①	Type	HMGL	PAINT INSULATED FIXED GLAZED METAL FILM RESISTORS
②	Power Rating	1/4	0.25W
		1/2	0.5W
		1	1.0W
③	T.C.R.	A	±100ppm/℃
		B	±250ppm/℃
④	Resistance	10MΩ	Standard Resistance E-24, E-96 Series
		For detail description about resistance marking, please refer to "General Specifications."	
⑤	Tolerance	D	±0.5%
		F	±1.0%
		G	±2.0%
		J	±5.0%
⑥	Forming, Packaging	No Marking	Bulk
		TU.TP	Axial Taping
		RP	Radial Taping
		For detail description about forming and taping specification, please refer to Taping Specification page in "General Specifications."	

Datasheet.Live

HVL Type



■Feature

Glazed metal film resistor "HVL" are suitable for high voltage circuits.

■Power Rating

Type	Power Rating	Max. Working Voltage	Resistance Range	Tolerance	T.C.R.	Rating Ambient Temp.	Operating Temp. Range
	[W]	[V]	[Ω]	[%]	[ppm/℃]	[℃]	[℃]
HVL1/4	0.25	D.C.1600 A.C.1150	100k～ 50M	±1.0 ±2.0 ±5.0	±200	+70	-55～+125
HVL1/2	0.50	D.C.3500 A.C.2500	100k～100M				

☆Rated Voltage: $\sqrt{P \cdot R}$ (P=Rated power (W), R=Nominal resistance(Ω)) Rated Voltage shall be either the calculated rated voltage or Max. Working Voltage whichever less.

■Dimensions

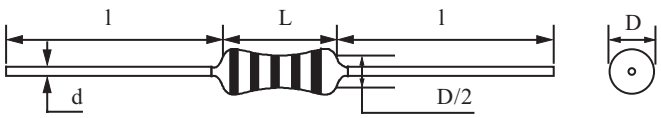

☆Marking : G(±2.0),J(±5.0) are 4 color code lines

☆Body color: : :Brown

■Derating Curve

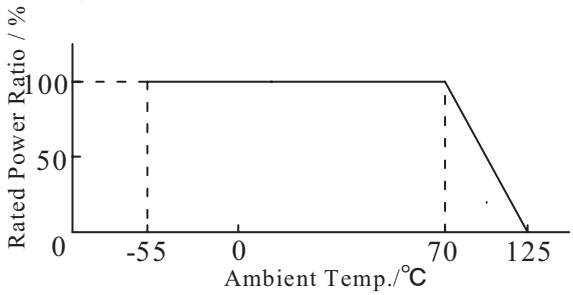

Type	Dimensions(mm)			
	L	D	l	d
HVL1/4	6.4±0.8	2.3±0.5	27min.	0.6±0.1
HVL1/2	9.5±1.0	3.5±1.0	38±3	0.65±0.1

■Type Designation

HVL 1/4 10MΩ F TU

① ② ③ ④ ⑤

		Symbol	Meaning
①	Type	HVL	HIGH VOLTAGE FIXED GLAZED METAL FILM RESISTORS
②	Power Rating	1/4	0.25W
		1/2	0.5W
③	Resistance	10MΩ	Standard Resistance E-24,E-96 Series
		For detail description about resistance marking, please refer to "General Specifications."	
④	Tolerance	F	±1.0%
		G	±2.0%
		J	±5.0%
⑤	Forming, Packaging	No Marking	Bulk
		TU,TP	Axial Taping
		RP	Radial Taping
		For detail description about forming and taping specification, please refer to Taping Specification page in "General Specifications."	