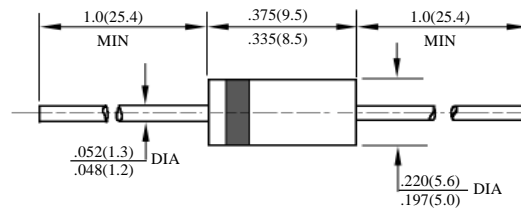


1N5400G – 1N5406G

3A 普通玻璃二极管

3A GENERAL PURPOSE GPP DIODES

| 型号 TYPE | 最大反向 峰值电压 Maximum Peak Reverse Voltage | 最大平均正向电流 Maximum Average Rectified Current @ Half-Wave Resistive Load 60Hz | | 最大正向浪涌电流 Maximum Forward Peak Surge Current @ 8.3ms Superimposed | 最大反向漏电流 Maximum Reverse Current @ PRV @ T _A =25°C | 最大正向电压 Maximum Forward Voltage @ T _A =25°C | | 外型尺寸 Package Dimensions |
|------------|--|--|-----|--|--|---|------------------------------------|-------------------------------|
| | PRV V _{PK} | I _O @ T _L A _{AV} | °C | I _{FM} (Surge) A _{PK} | I _R μA _{dc} | I _{FM} A _{PK} | V _{FM} V _{PK} | |
| 1N5400G | 50 | 3.0 | 105 | 200 | 5.0 | 3.0 | 1.0 | DO – 201AD |
| 1N5401G | 100 | | | | | | | |
| 1N5402G | 200 | | | | | | | |
| 1N5403G | 400 | | | | | | | |
| 1N5404G | 600 | | | | | | | |
| 1N5405G | 800 | | | | | | | |
| 1N5406G | 1000 | | | | | | | |



DO – 201AD

1N5400G-1N5408G

DO-201AD 封装 3A 普通二极管额定值与特性曲线

RATING & CHARACTERISTIC CURVES OF 3A GENERAL DIODES OF DO-201AD PACKAGE

FIG. 1 - TYPICAL FORWARD CURRENT DERATING CURVE

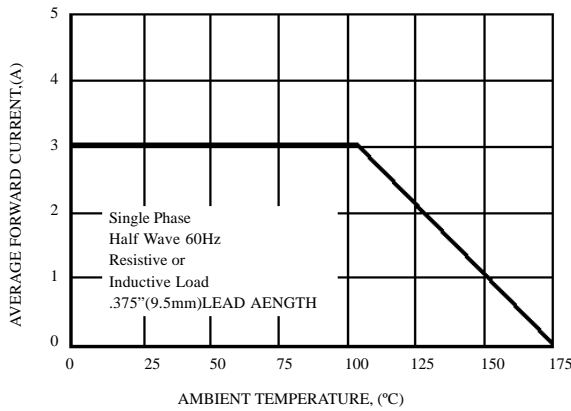


FIG. 2 - TYPICAL INSTANTANEOUS FORWARD CHARACTERISTICS

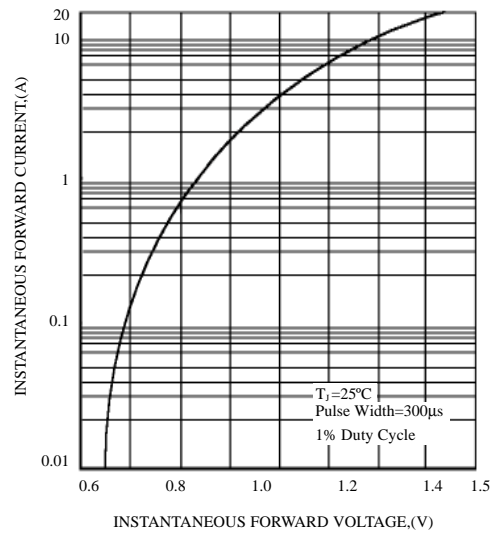


FIG. 3 - MAXIMUM NON-REPETITIVE FORWARD SURGE CURRENT

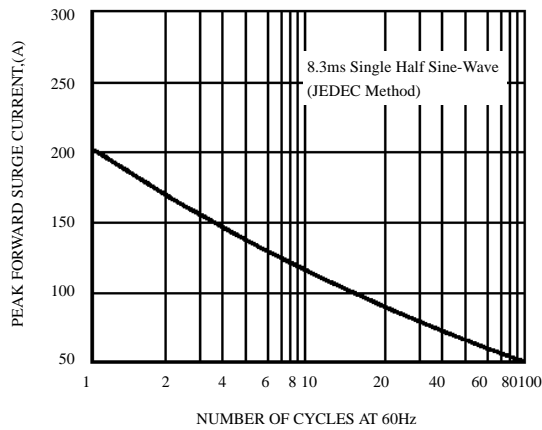


FIG. 4 - TYPICAL REVERSE CHARACTERISTICS

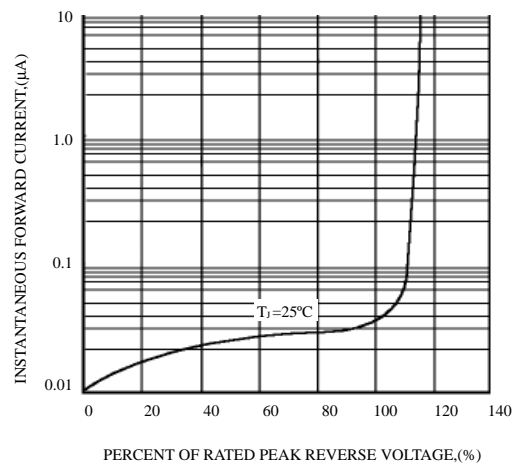


FIG. 5 - TYPICAL JUNCTION CAPACITANCE

