

# SURFACE MOUNT GLASS PASSIVATED SILICON RECTIFIER (MELF PACK)

TYPE	PIV (Peak Inverse Voltage)	MAX AVG Rectified Current @ Half Wave Res. Load 60Hz		MAX FWD Peak Surge Current ~60 Hz Superimposed	MAX Reverse Current @ PIV Voltage @25°C T <sub>A</sub>	MAX Forward Voltage @25°C T <sub>A</sub>	
	V <sub>PK</sub>	I <sub>O</sub> @ T <sub>A</sub>		I <sub>FM</sub> (Surge)	I <sub>R</sub>	I <sub>FM</sub>	V <sub>FM</sub>
		A <sub>AV</sub>	°C	A <sub>PK</sub>	μ <sub>Adc</sub>	A <sub>PK</sub>	V <sub>PK</sub>

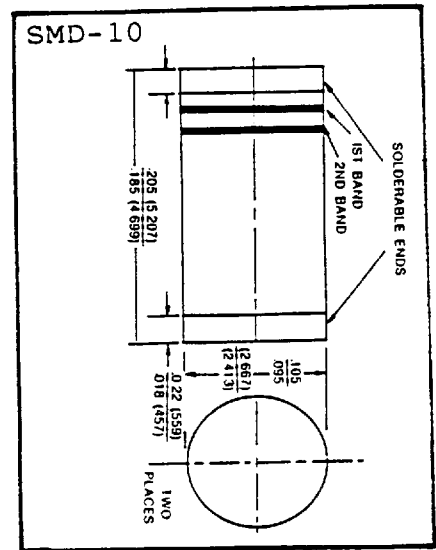
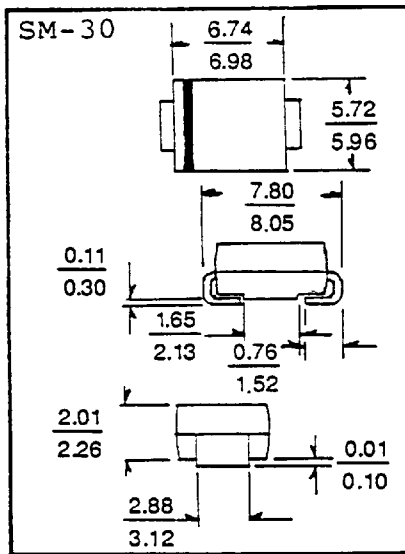
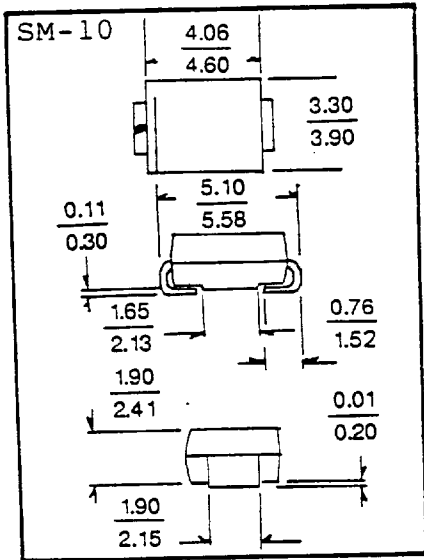
## 1 AMPERE/SMD-10

ESM4001	50	1.0	75	30	5.0	1.0	1.1
ESM4002	100	1.0	75	30	5.0	1.0	1.1
ESM4003	200	1.0	75	30	5.0	1.0	1.1
ESM4004	400	1.0	75	30	5.0	1.0	1.1
ESM4005	600	1.0	75	30	5.0	1.0	1.1
ESM4006	800	1.0	75	30	5.0	1.0	1.1
ESM4007	1000	1.0	75	30	5.0	1.0	1.1

TYPE	PIV (Peak Inverse Voltage)	MAX AVG rectified Current @ Half Wave Res. Load 60Hz		MAX FWD Peak Surge Current ~60 Hz Superimposed	MAX Reverse Current @ PIV Voltage @25°C T <sub>A</sub>	MAX Forward Voltage @25°C T <sub>A</sub>		MAX Reverse Recovery Time
	V <sub>PK</sub>	I <sub>O</sub> @ T <sub>A</sub>		I <sub>FM</sub> (Surge)	I <sub>R</sub>	I <sub>FM</sub>	V <sub>FM</sub>	T <sub>RR</sub>
		A <sub>AV</sub>	°C	A <sub>PK</sub>	μ <sub>Adc</sub>	A <sub>PK</sub>	V <sub>PK</sub>	N-Sec.

## 1.0 AMPERE FAST RECOVERY/SMD-10

ESM100R	50	1.0	75	30	5.0	1.0	1.3	150
ESM101R	100	1.0	75	30	5.0	1.0	1.3	150
ESM102R	200	1.0	75	30	5.0	1.0	1.3	150
ESM104R	400	1.0	75	30	5.0	1.0	1.3	150
ESM106R	600	1.0	75	30	5.0	1.0	1.3	250
ESM108R	800	1.0	75	30	5.0	1.0	1.3	500
ESM110R	1000	1.0	75	30	5.0	1.0	1.3	500



■ 3095716 0000375 958 ■