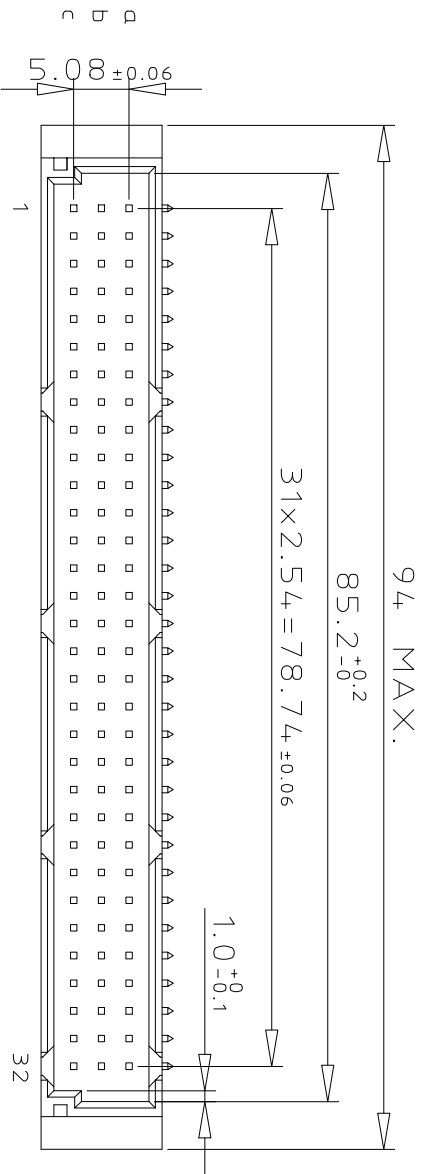




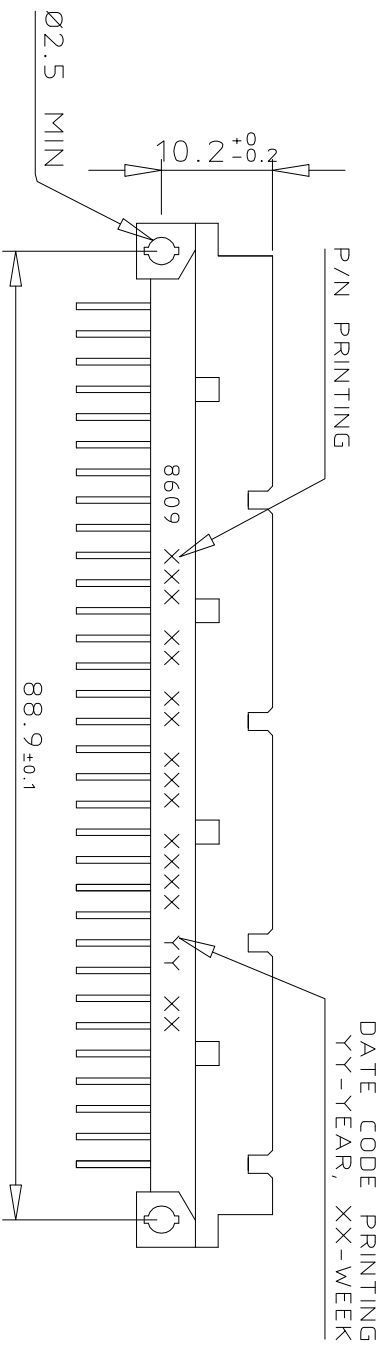
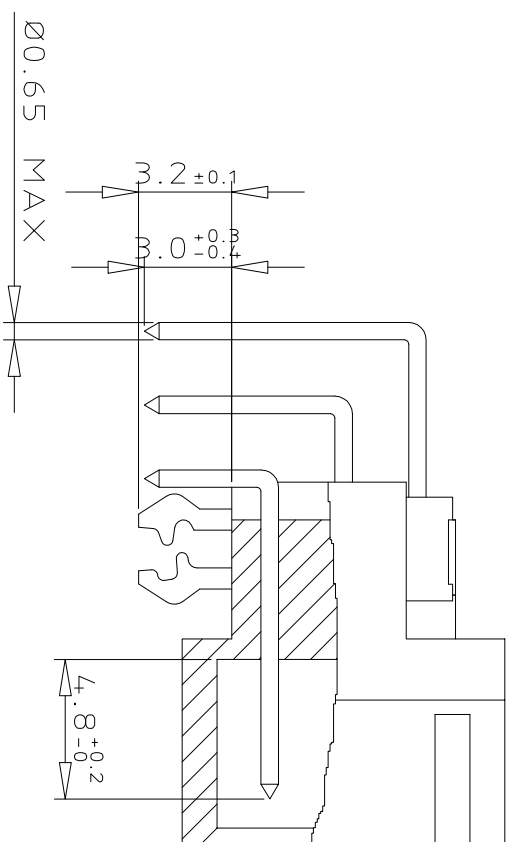
FCIconnect.com

Copyright FCI

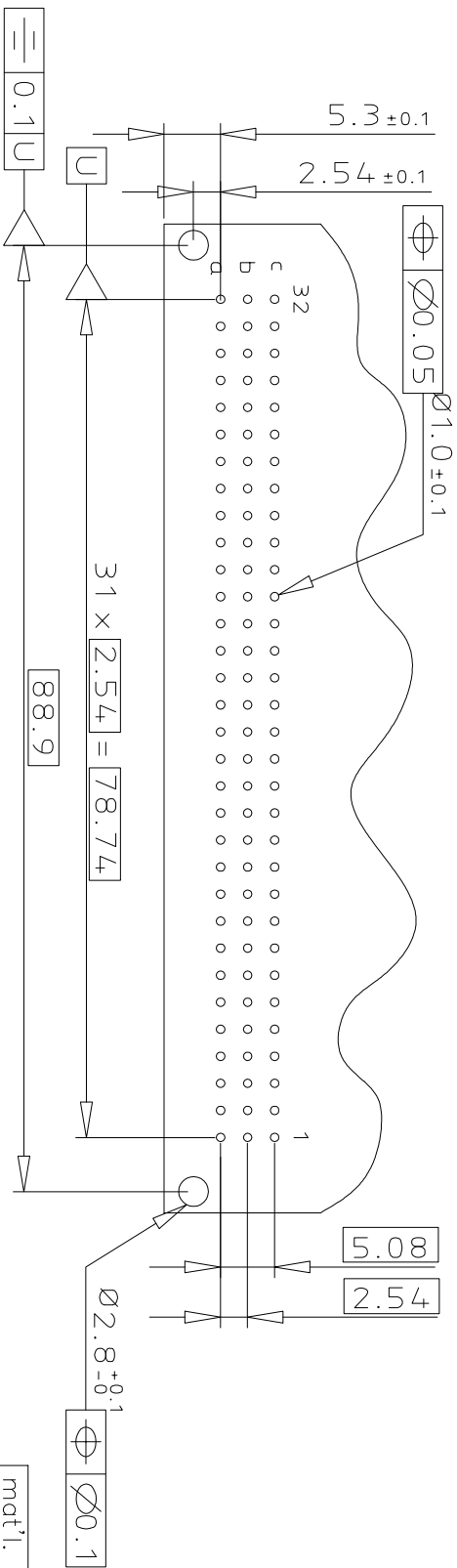
DIMENSIONS



TERMINATION



PCB LAYOUT



ORDERING INFORMATION

SERIES	8609	3	96	7	1	13	7	4	5	ELF
ROWS FITTED WITH CONTACTS										
ROW a	b	c								
ROW d	e	f								
NO. OF CONTACTS										
TYPE OF INSULATOR										
3 ROW MALE INSULATOR										
METHOD OF MOUNTING										
STANDARD MOUNTING - STYLE C										
TERMINATION										
ANGLED SPILL										
OPTIONS										
NO. OPTION										
WITH HARPOONS										

PERFORMANCE CLASS	DIN 4,1612 CLASS 3	4
	DIN 4,1612 CLASS 2	5
	DIN 4,1612 CLASS 1	6
AS. PER MIL C 55302 / JSS 50808		8
PITCH PER ROW	2.54 mm	5
LEAD FREE VERSION		ELF

GENERAL CHARACTERISTICS & ROHS INFO

REFER DRAWING C-8609-0000A

mat'l. code	SEE DRAWING C-8609-0000A	surface	tolerance	projection	product family
ecn no	dr	ddt	ISO 1302	ISO 406	ISO 1101
A	104-0063	MINI	2004-09-16	angles	0.X
B	105-0042	MINI	2005-05-19	linear	0.XX ±0.1
C	106-0061	MINI	2006-05-31	0°±2°	0.XXX ±0.1
D	107-0100	KR	2007-08-20	dr	MINI K V
E	108-0146	KR	2008-10-21	engr	RAKHEE G
		chr	KESAVAN R	2008-10-21	
		pppd	KESAVAN R	2008-10-21	
sheet index	revision				
1	E				



product family 8609

title

DIN STANDARD HEADER
DIN 4,1612 STYLE C

dwg no

C-8609-2001

sheet 1 of 1 size A3

type Product Customer Drawing

form: A3

1

2

3

4

5

6

1

2

4

5

6