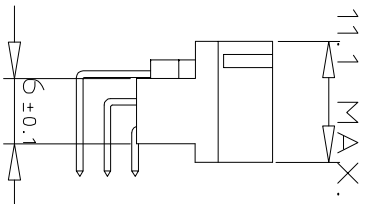
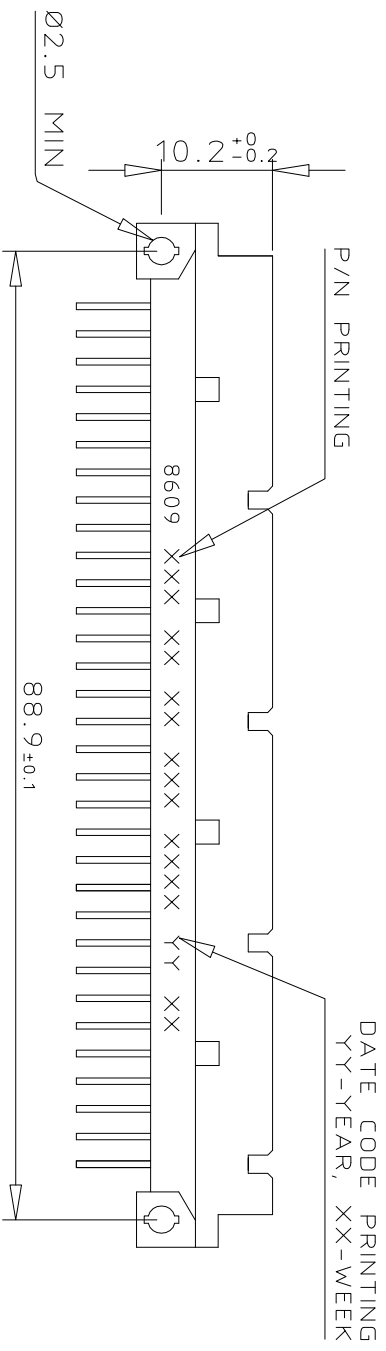
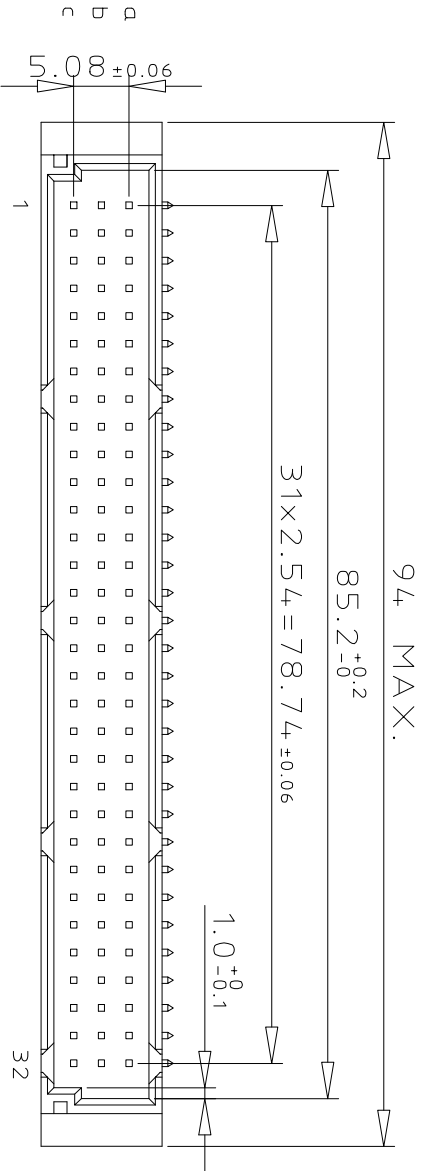




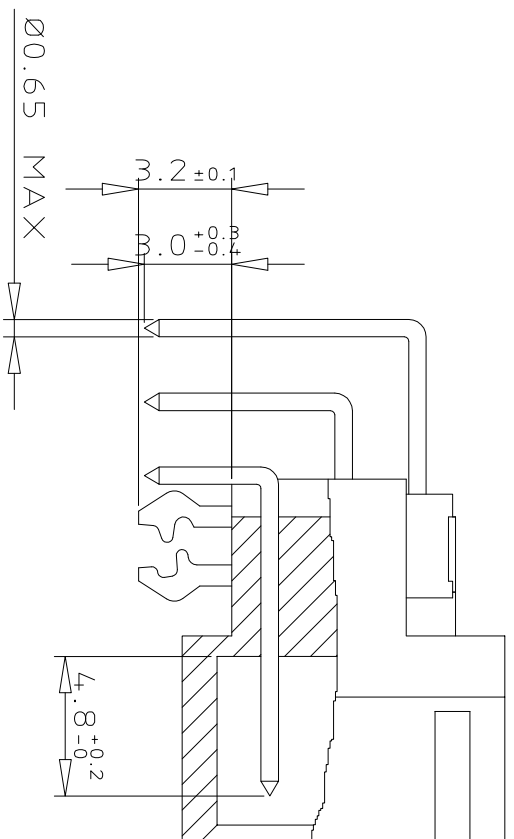
FCIconnect.com

Copyright FCI

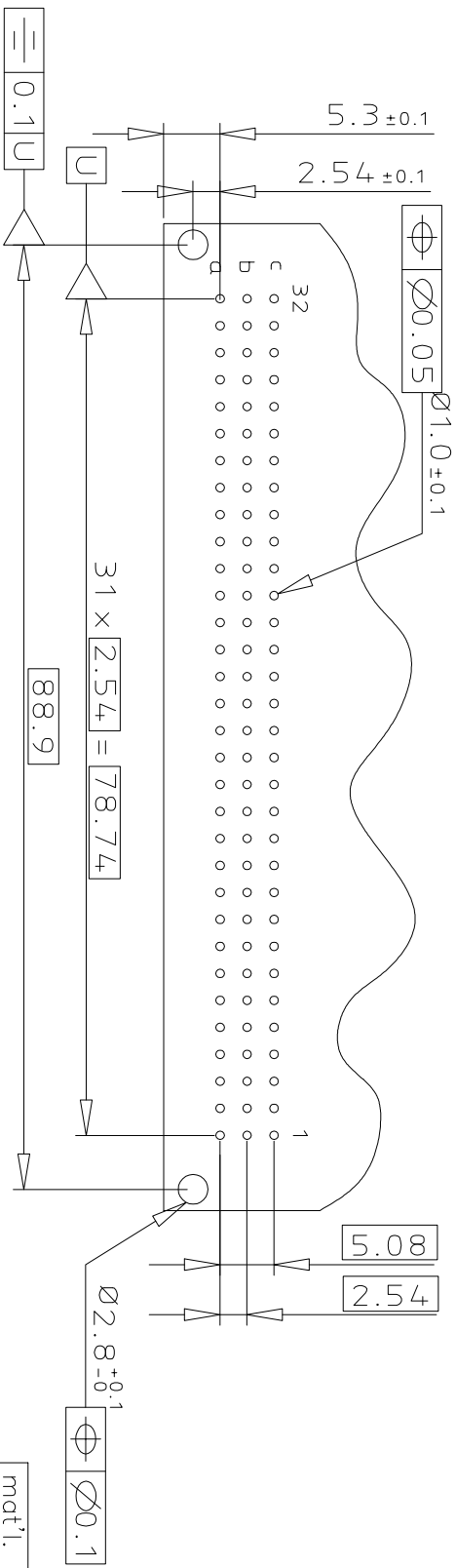
# DIMENSIONS



# TERMINATION



# PCB LAYOUT



# ORDERING INFORMATION

SERIES	8609	3	96	7	1	13	7	4	5	ELF
ROWS FITTED WITH CONTACTS										
ROW a	b	c								
ROW d	e	f								
NO. OF CONTACTS										
TYPE OF INSULATOR										
3 ROW MALE INSULATOR										
METHOD OF MOUNTING										
STANDARD MOUNTING - STYLE C										
TERMINATION										
ANGLED SPILL										
OPTIONS										
NO. OPTION										
WITH HARPOONS										
PERFORMANCE CLASS										
DIN 4,1612 CLASS 3										
DIN 4,1612 CLASS 2										
DIN 4,1612 CLASS 1										
AS PER MIL C 55302 / JSS 50808										
PITCH PER ROW										
2.54 mm										
LEAD FREE VERSION										
ELF										

GENERAL CHARACTERISTICS & ROHS INFO

REFER DRAWING C-8609-0000A

mat'l. code	SEE DRAWING C-8609-0000A	surface	tolerance	projection	product family
ec'n no	dr	ddt'e	ISO 1302	ISO 406 ISO 1101	8609
A	104-0063	MINI 2004-09-16	angles	0.X	±0.1
B	105-0042	MINI 2005-05-19	linear	0.XX	±0.1
C	106-0061	MINI 2006-05-31	0°±2°	0.XXX	±0.1
D	107-0100	KR 2007-08-20	dr	MINI K V	2004-09-16
E	108-0146	KR 2008-10-21	engf	RAKHEE G	2004-09-16
			chr	KESAVAN R	2008-10-21
			pppd	KESAVAN R	2008-10-21
sheet index	revision				
1	E				
FCI logo	dwg no	sheet 1 of 1	size		
	C-8609-2001	A3			
	type Product	Customer Drawing			

form: A3

1

2

3

4

5

6

1

2

3

4

5

6