

Plastic Medium Power Silicon PNP Transistor

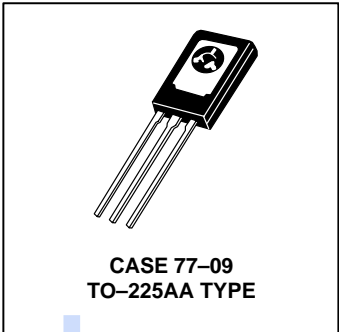
... for amplifier and switching applications. Complementary types are BD437 and BD441.

**BD438
BD440
BD442**

**4.0 AMPERES
POWER TRANSISTORS
PNP SILICON**

MAXIMUM RATINGS

Rating	Symbol	Value	Unit
Collector–Emitter Voltage	BD438 BD440 BD442	V_{CE0} 45 60 80	Vdc
Collector–Base Voltage	BD438 BD440 BD442	V_{CBO} 45 60 80	Vdc
Emitter–Base Voltage		V_{EBO} 5.0	Vdc
Collector Current		I_C 4.0	Adc
Base Current		I_B 1.0	Adc
Total Device Dissipation @ $T_C = 25^\circ\text{C}$ Derate above 25°C		P_D 36 288	Watts W/ $^\circ\text{C}$
Operating and Storage Junction Temperature Range	T_J, T_{stg}	-55 to +150	$^\circ\text{C}$



THERMAL CHARACTERISTICS

Characteristic	Symbol	Max	Unit
Thermal Resistance, Junction to Case	θ_{JC}	3.5	$^\circ\text{C/W}$

BD438 BD440 BD442

ELECTRICAL CHARACTERISTICS ($T_C = 25^\circ\text{C}$ unless otherwise noted)

Characteristic	Symbol	Min	Typ	Max	Unit
Collector–Emitter Breakdown Voltage ($I_C = 100\text{ mA}$, $I_B = 0$)	$V_{(BR)CEO}$	45 60 80	— — —	— — —	Vdc
Collector–Base Breakdown Voltage ($I_C = 100\ \mu\text{A}$, $I_B = 0$)	$V_{(BR)CBO}$	45 60 80	— — —	— — —	Vdc
Emitter–Base Breakdown Voltage ($I_E = 100\ \mu\text{A}$, $I_C = 0$)	$V_{(BR)EBO}$	5.0	—	—	Vdc
Collector Cutoff Current ($V_{CB} = 45\text{ V}$, $I_E = 0$) ($V_{CB} = 60\text{ V}$, $I_E = 0$) ($V_{CB} = 80\text{ V}$, $I_E = 0$)	I_{CBO}	— — —	— — —	0.1 0.1 0.1	mAdc
Emitter Cutoff Current ($V_{EB} = 5.0\text{ V}$)	I_{EBO}	—	—	1.0	mAdc
DC Current Gain ($I_C = 10\text{ mA}$, $V_{CE} = 5.0\text{ V}$)	h_{FE}	30 20 15	— — —	— — —	
DC Current Gain ($I_C = 500\text{ mA}$, $V_{CE} = 1.0\text{ V}$)	h_{FE}	85 40 40	— — —	375 475 475	
DC Current Gain ($I_C = 2.0\text{ A}$, $V_{CE} = 1.0\text{ V}$)	h_{FE}	40 25 15	— — —	— — —	
Collector Saturation Voltage ($I_C = 3.0\text{ A}$, $I_B = 0.3\text{ A}$)	$V_{CE(sat)}$	— — —	— — —	0.7 0.8 0.8	Vdc
Base–Emitter On Voltage ($I_C = 2.0\text{ A}$, $V_{CE} = 1.0\text{ V}$)	$V_{BE(ON)}$	— —	— —	1.1 1.5	Vdc
Current–Gain — Bandwidth Product ($V_{CE} = 1.0\text{ V}$, $I_C = 250\text{ mA}$, $f = 1.0\text{ MHz}$)	f_T	3.0	—	—	MHz

BD438 BD440 BD442

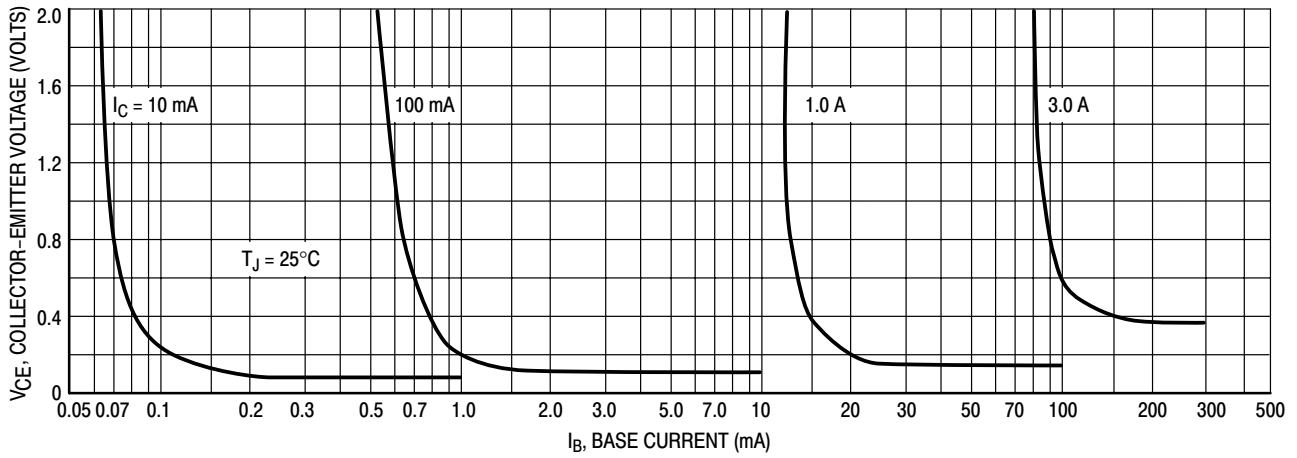


Figure 1. Collector Saturation Region

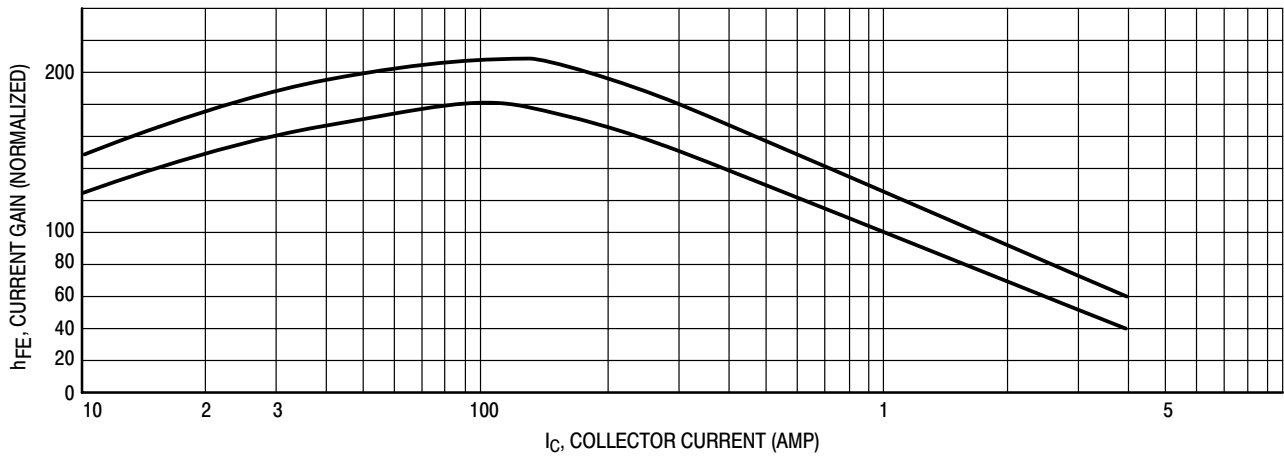


Figure 2. Current Gain

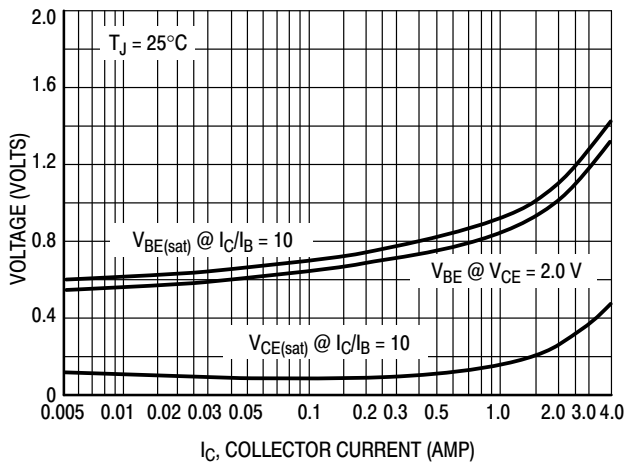


Figure 3. "On" Voltage

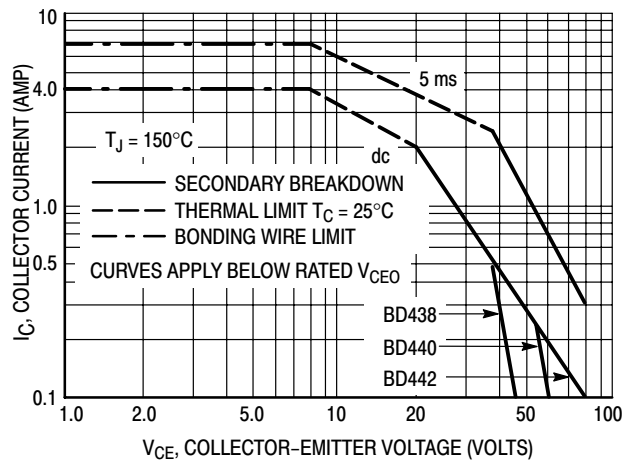
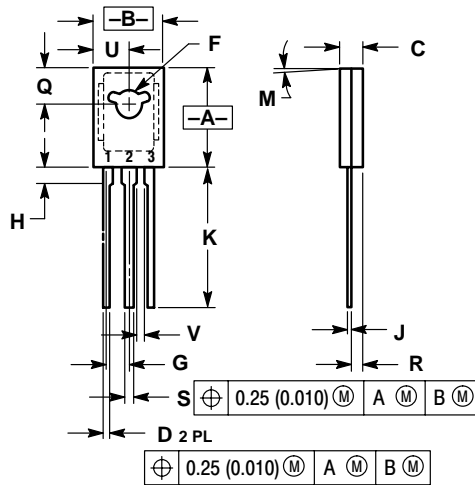


Figure 4. Active Region Safe Operating Area

BD438 BD440 BD442


PACKAGE DIMENSIONS

TO-225AA CASE 77-09 ISSUE W



- NOTES:
1. DIMENSIONING AND TOLERANCING PER ANSI Y14.5M, 1982.
2. CONTROLLING DIMENSION: INCH.

DIM	INCHES		MILLIMETERS	
	MIN	MAX	MIN	MAX
A	0.425	0.435	10.80	11.04
B	0.295	0.305	7.50	7.74
C	0.095	0.105	2.42	2.66
D	0.020	0.026	0.51	0.66
F	0.115	0.130	2.93	3.30
G	0.094 BSC		2.39 BSC	
H	0.050	0.095	1.27	2.41
J	0.015	0.025	0.39	0.63
K	0.575	0.655	14.61	16.63
M	5° TYP		5° TYP	
Q	0.148	0.158	3.76	4.01
R	0.045	0.065	1.15	1.65
S	0.025	0.035	0.64	0.88
U	0.145	0.155	3.69	3.93
V	0.040	---	1.02	---

ON Semiconductor and  are trademarks of Semiconductor Components Industries, LLC (SCILLC). SCILLC reserves the right to make changes without further notice to any products herein. SCILLC makes no warranty, representation or guarantee regarding the suitability of its products for any particular purpose, nor does SCILLC assume any liability arising out of the application or use of any product or circuit, and specifically disclaims any and all liability, including without limitation special, consequential or incidental damages. "Typical" parameters which may be provided in SCILLC data sheets and/or specifications can and do vary in different applications and actual performance may vary over time. All operating parameters, including "Typicals" must be validated for each customer application by customer's technical experts. SCILLC does not convey any license under its patent rights nor the rights of others. SCILLC products are not designed, intended, or authorized for use as components in systems intended for surgical implant into the body, or other applications intended to support or sustain life, or for any other application in which the failure of the SCILLC product could create a situation where personal injury or death may occur. Should Buyer purchase or use SCILLC products for any such unintended or unauthorized application, Buyer shall indemnify and hold SCILLC and its officers, employees, subsidiaries, affiliates, and distributors harmless against all claims, costs, damages, and expenses, and reasonable attorney fees arising out of, directly or indirectly, any claim of personal injury or death associated with such unintended or unauthorized use, even if such claim alleges that SCILLC was negligent regarding the design or manufacture of the part. SCILLC is an Equal Opportunity/Affirmative Action Employer.

PUBLICATION ORDERING INFORMATION

NORTH AMERICA Literature Fulfillment:

Literature Distribution Center for ON Semiconductor
P.O. Box 5163, Denver, Colorado 80217 USA
Phone: 303-675-2175 or 800-344-3860 Toll Free USA/Canada
Fax: 303-675-2176 or 800-344-3867 Toll Free USA/Canada
Email: ONlit@hibbertco.com
Fax Response Line: 303-675-2167 or 800-344-3810 Toll Free USA/Canada

N. American Technical Support: 800-282-9855 Toll Free USA/Canada

EUROPE: LDC for ON Semiconductor – European Support

German Phone: (+1) 303-308-7140 (Mon-Fri 2:30pm to 7:00pm CET)
Email: ONlit-german@hibbertco.com
French Phone: (+1) 303-308-7141 (Mon-Fri 2:00pm to 7:00pm CET)
Email: ONlit-french@hibbertco.com
English Phone: (+1) 303-308-7142 (Mon-Fri 12:00pm to 5:00pm GMT)
Email: ONlit@hibbertco.com

EUROPEAN TOLL-FREE ACCESS*: 00-800-4422-3781

*Available from Germany, France, Italy, UK, Ireland

CENTRAL/SOUTH AMERICA:

Spanish Phone: 303-308-7143 (Mon-Fri 8:00am to 5:00pm MST)
Email: ONlit-spanish@hibbertco.com
Toll-Free from Mexico: Dial 01-800-288-2872 for Access –
then Dial 866-297-9322

ASIA/PACIFIC: LDC for ON Semiconductor – Asia Support

Phone: 1-303-675-2121 (Tue-Fri 9:00am to 1:00pm, Hong Kong Time)
Toll Free from Hong Kong & Singapore:
001-800-4422-3781
Email: ONlit-asia@hibbertco.com

JAPAN: ON Semiconductor, Japan Customer Focus Center

4-32-1 Nishi-Gotanda, Shinagawa-ku, Tokyo, Japan 141-0031
Phone: 81-3-5740-2700
Email: r14525@onsemi.com

ON Semiconductor Website: <http://onsemi.com>

For additional information, please contact your local Sales Representative.

- [News Room](#)
- [Sales & Distribution](#)
- [About Us](#)
- [Investor Relations](#)
- [Employment](#)
- [Technical Documents](#)

- [Products](#)
- [Broadband Solution ICs](#)
- [Power Management](#)
- [Product Catalog](#)
- [New Products](#)
- [Competitor Cross Reference](#)
- [Applications Catalog](#)
- [Technical Documents](#)
- [CD/Document Ordering](#)
- [Models](#)
- [Reliability Data](#)
- [PCNs](#)
- [Samples FAQ](#)
- [Part Nomenclature](#)
- [Purchasing T's and C's](#)

- [Tech Support](#)
- [ON-Line Services](#)

Device BD438

Power 4A 45V PNP

[Data Sheet](#) BD438/D - 46.0 (kb)

...for amplifier and switching applications. Complementary types are BD437 and BD441.

[Print Page](#)

Orderable Devices

Action	Device	Status	Package			Container		Budgetary Price/Unit
			Type	Pins	Case Outline	Type	Qty.	
Order Samples Buy Now	BD438	Active	TO-225	3	77-09	Tape and Ammunition Box	500	\$0.320
Order Samples	BD438T	Active	TO-225	3	77-09	Rail	50	\$0.320