

Technical Data  
Data Sheet 3487, Rev. A

*Green Products*

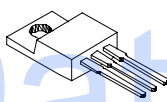
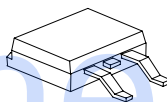
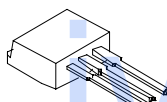
**MBR25..CT-G/MBRB25..CT-G/MBR25..CT-1-G**  
**SCHOTTKY RECTIFIER**

**Applications:**

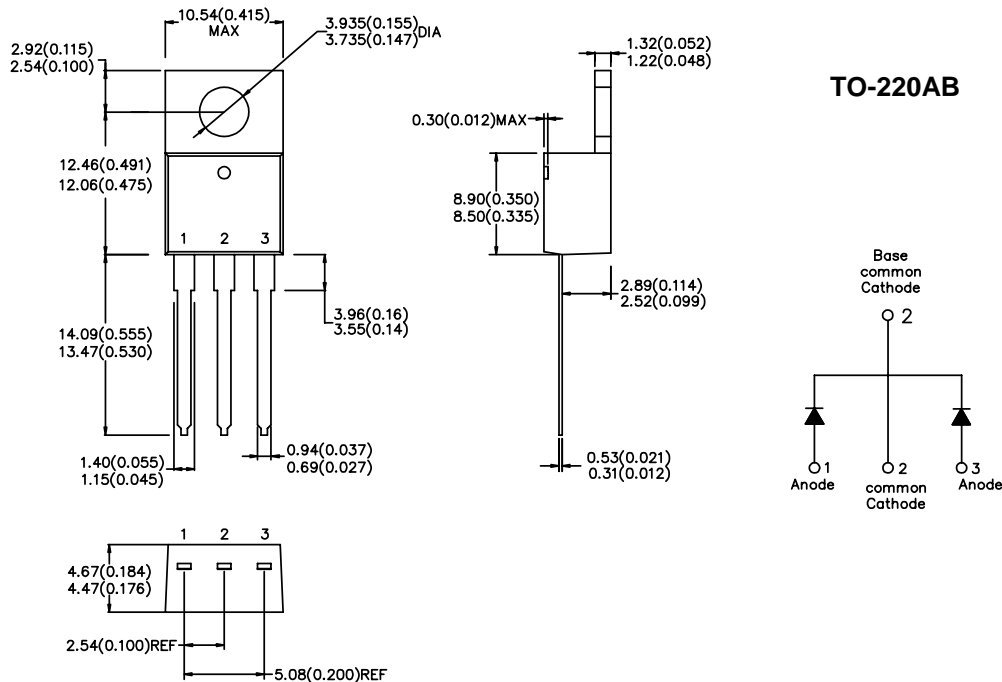
- Switching power supply • Converters • Free-Wheeling diodes • Reverse battery protection

**Features:**

- 150 °C T<sub>J</sub> operation
- Center tap configuration
- Low forward voltage drop
- High purity, high temperature epoxy encapsulation for enhanced mechanical strength and moisture resistance
- High frequency operation
- Guard ring for enhanced ruggedness and long term reliability

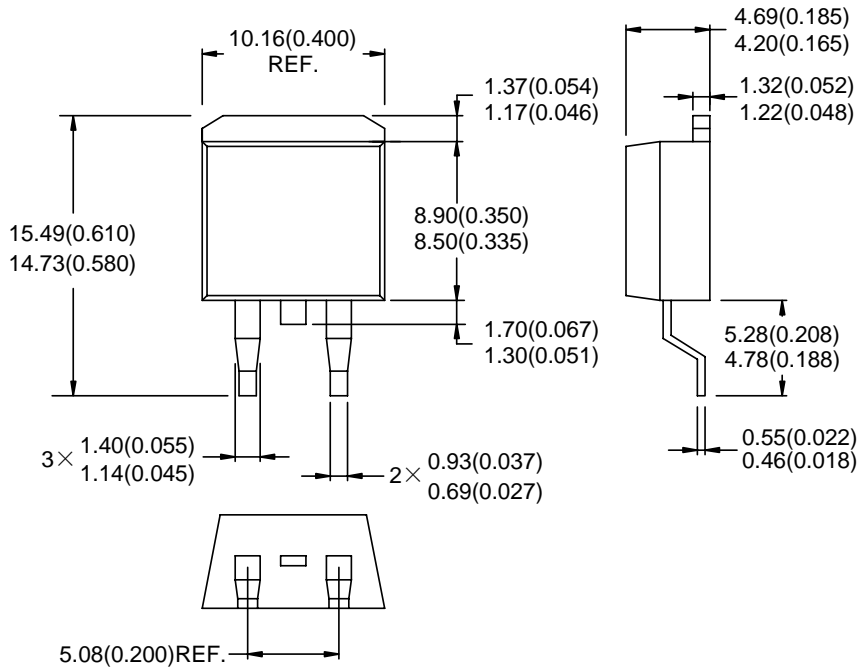
Case styles		
<b>MBR25...CT-G</b>  <b>TO-220AB</b>	<b>MBRB25...CT-G</b>  <b>D<sup>2</sup>PAK</b>	<b>MBR25...CT-1-G</b>  <b>TO-262</b>

**Mechanical Dimensions: In Inches / mm**

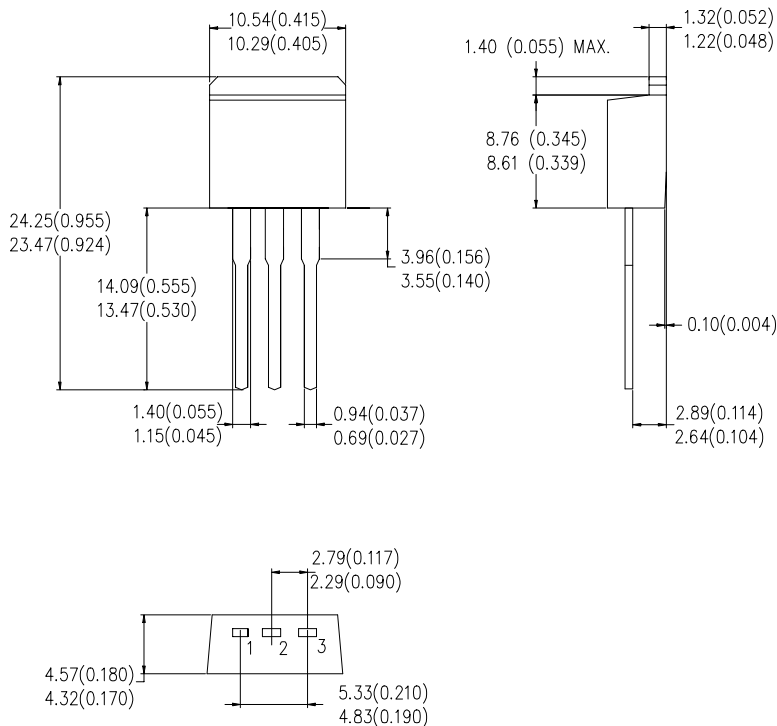
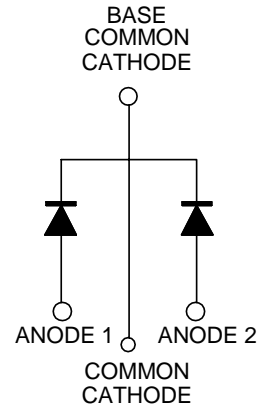


**Technical Data**  
**Data Sheet 3487, Rev. A**

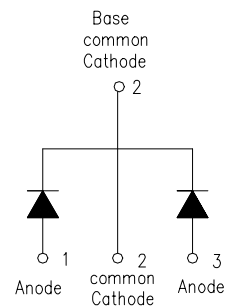
**Green Products**



**D<sup>2</sup>PAK**



**TO-262**



Technical Data  
Data Sheet 3487, Rev. A

*Green Products*

**Maximum Ratings:**

Characteristics	Symbol	Condition	Max.	Units
Peak Inverse Voltage	$V_{RWM}$	-	35	V
			45	
Max. Average Forward Current	$I_{F(AV)}$	50% duty cycle @ $T_C = 130^\circ\text{C}$ , rectangular wave form	15(per leg)	A
			30(per device)	
Peak Repetitive Forward Current (per leg)	$I_{FRM}$	Rated $V_R$ , square wave, 20kHz, $T_C = 130^\circ\text{C}$	20	A
Max. Peak One Cycle Non-Repetitive Surge Current	$I_{FSM}$	8.3 ms, half Sine pulse	150	A
Peak Repetitive Reverse Surge Current	$I_{RRM}$	2.0 $\mu$ sec 1.0KHz	1.0	A

**Electrical Characteristics:**

Characteristics	Symbol	Condition	Max.	Units
Max. Forward Voltage Drop (per leg) *	$V_{F1}$	@ 30A, Pulse, $T_J = 25^\circ\text{C}$	0.82	V
	$V_{F2}$	@ 10A, Pulse, $T_J = 125^\circ\text{C}$	0.73	V
Max. Reverse Current (per leg) *	$I_{R1}$	@ $V_R = \text{rated } V_R$ Pulse $T_J = 25^\circ\text{C}$	1.0	mA
	$I_{R2}$	@ $V_R = \text{rated } V_R$ , Pulse $T_J = 125^\circ\text{C}$	40	mA
Max. Junction Capacitance (per leg)	$C_T$	@ $V_R = 5\text{V}$ , $T_C = 25^\circ\text{C}$ $f_{SIG} = 1\text{MHz}$ $V_{SIG} = 50\text{mV}(p-p)$	700	pF
Typical Series Inductance (per leg)	$L_S$	Measured lead to lead 5 mm from package body	8.0	nH
Max. Voltage Rate of Change	dv/dt	-	10,00	V/ $\mu$ s

\* Pulse Width < 300 $\mu$ s, Duty Cycle <2%

**Thermal-Mechanical Specifications:**

Characteristics	Symbol	Condition	Specification	Units
Max. Junction Temperature	$T_J$	-	-55 to +150	$^\circ\text{C}$
Max. Storage Temperature	$T_{stg}$	-	-55 to +150	$^\circ\text{C}$
Maximum Thermal Resistance Junction to Case	$R_{\theta JC}$	DC operation	2.0	$^\circ\text{C/W}$
Typical Thermal Resistance Case to Heat Sink	$R_{\theta CS}$	Mounting surface, smooth and greased (only for TO-220)	0.50	$^\circ\text{C/W}$
Approximate Weight	wt	-	2	g
Mounting Torque	$T_M$	-	6(Min.) 12(Max.)	Kg-cm
Case Style	TO-220AB D <sup>2</sup> PAK TO-262(Suffix "-1" for TO-262;"BMRB x" for D <sup>2</sup> PAK)			

**DISCLAIMER:**

- 1- The information given herein, including the specifications and dimensions, is subject to change without prior notice to improve product characteristics. Before ordering, purchasers are advised to contact the Sensitron Semiconductor sales department for the latest version of the datasheet(s).
- 2- In cases where extremely high reliability is required (such as use in nuclear power control, aerospace and aviation, traffic equipment, medical equipment, and safety equipment), safety should be ensured by using semiconductor devices that feature assured safety or by means of users' fail-safe precautions or other arrangement.
- 3- In no event shall Sensitron Semiconductor be liable for any damages that may result from an accident or any other cause during operation of the user's units according to the datasheet(s). Sensitron Semiconductor assumes no responsibility for any intellectual property claims or any other problems that may result from applications of information, products or circuits described in the datasheets.
- 4- In no event shall Sensitron Semiconductor be liable for any failure in a semiconductor device or any secondary damage resulting from use at a value exceeding the absolute maximum rating.
- 5- No license is granted by the datasheet(s) under any patents or other rights of any third party or Sensitron Semiconductor.
- 6- The datasheet(s) may not be reproduced or duplicated, in any form, in whole or part, without the expressed written permission of Sensitron Semiconductor.
- 7- The products (technologies) described in the datasheet(s) are not to be provided to any party whose purpose in their application will hinder maintenance of international peace and safety nor are they to be applied to that purpose by their direct purchasers or any third party. When exporting these products (technologies), the necessary procedures are to be taken in accordance with related laws and regulations.