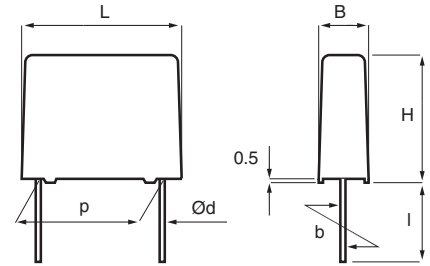


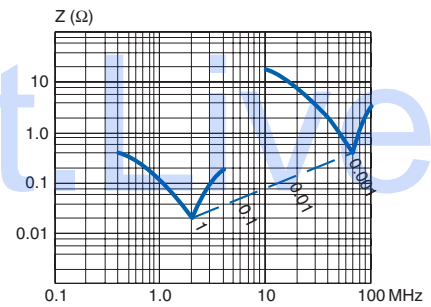
- Metallized polyester
- According to IEC 60384-2, DIN 44122

TYPICAL APPLICATIONS	CONSTRUCTION
Bypassing, signal coupling. General purpose for highest reliability.	Metallized polyester film capacitor. Radial leads of tinned wire are electrically welded to the contact metal layer on the ends of the capacitor winding. Encapsulation in self-extinguishing material meeting the requirements of UL 94V-0.

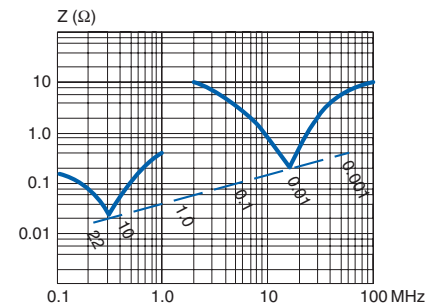


TECHNICAL DATA							
Rated voltage U_R , VDC	50	63	100	250	400	630	1000
Rated voltage U_R , VAC	30	40	63	160	200	220	250
Capacitance, μF	0.001	0.001	0.001	0.001	0.001	0.001	0.001
	-10.0	-82	-82	-39	-18	-6.8	-4.7
Capacitance tolerance	$\pm 20\%$, $\pm 10\%$ standard, $\pm 5\%$.						
Category temperature range	-55 ... +100°C						
Voltage derating	Above +85°C DC and AC voltage derating is 1.25%/°C.						
Rated temperature	+85°C						
Climatic category	IEC 60068-1, 55/100/56 DIN 40040, FME -55 ... +100°C (+125°C) Average relative humidity $\leq 75\%$ RH = 95% for 30 days per year. RH = 85% for further days limited by average value per year, occasional slight condensation permitted.						
Test voltage	1.6 x U_R VDC for 2s						
Capacitance drift	Max. 2% after a 2 year storage period at a temperature of +10 ... +40°C and a relative humidity of 40...60%.						
Reliability	Operational life > 200 000 h. Failure rate < 3 FIT, T = +40°C, U = 0.5 x U_R . Failure criteria according to DIN 44122.						
Maximum pulse steepness:	dU/dt according to article table. For peak to peak voltages lower than rated voltage ($U_{PP} < U_R$), the specified dU/dt can be multiplied by the factor U_R/U_{PP}						
Temperature coefficient	+400 (± 200) ppm/°C at 1 kHz						
Self inductance	Approximately 6 nH/cm for the total length of capacitor winding and the leads.						

p	d	std l	max l	b
5.0 ± 0.4	0.5	4 ⁺¹	20	± 0.4
7.5 ± 0.4	0.6	4 ⁺¹	20	± 0.4
10.0 ± 0.4	0.6	4 ⁺¹	30	± 0.4
15.0 ± 0.4	0.8	4 ⁺¹	30	± 0.4
22.5 ± 0.4	0.8	4 ⁺¹	30	± 0.4
27.5 ± 0.4	0.8	4 ⁺¹	30	± 0.4
37.5 ± 0.5	1.0	4 ⁺¹	30	± 0.7



Resonance frequencies
MMK 5



Resonance frequencies
MMK 7.5 ... 37.5

ENVIRONMENTAL TEST DATA		
Damp heat test	Test conditions: Test criteria:	T = +40°C, RH = 93%, t = 56 days. $\Delta C/C \leq \pm 5\%$, $\Delta \tan \delta \leq 0.005$ (1kHz), IR after test 0.5 x IR min.
Endurance test	Test conditions: Test criteria:	T = +100°C, U = 1.25 x (0.8 x U_R), t = 2000 h. $\Delta C/C \leq \pm 5\%$, $\Delta \tan \delta \leq 0.005$ (1kHz) $\Delta \tan \delta \leq 0.010$ (100kHz) IR after test 0.5 x IR min.