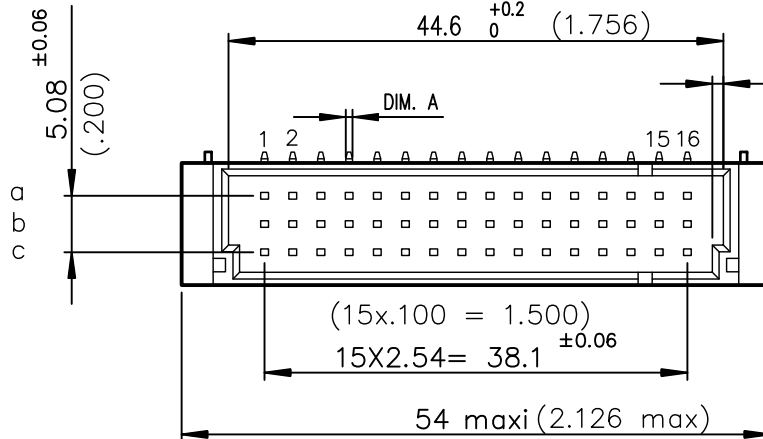
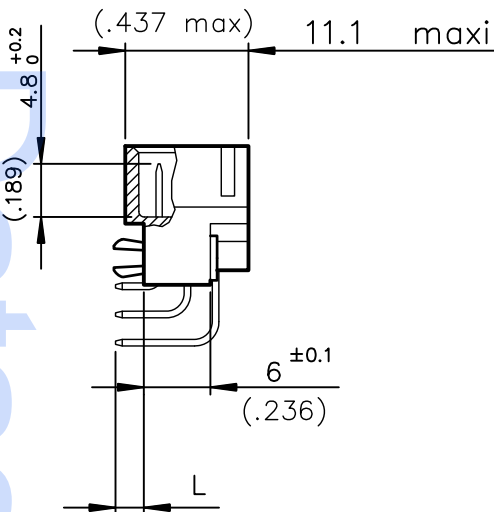
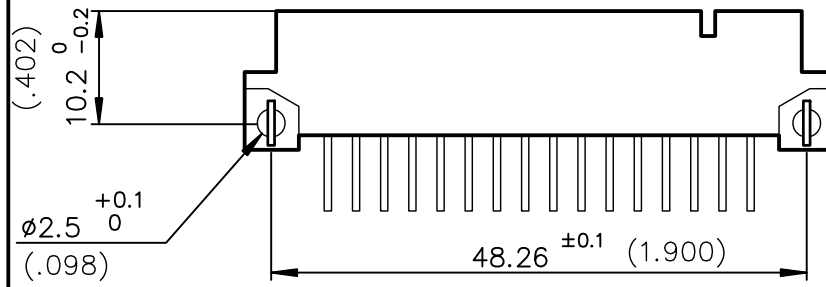


DIMENSIONS mm (inches)



TIN LEAD	LEAD FREE	
8609 348 73 13 755 000 E1	8609 348 73 13 755 E1 LF	Style C/2 header, 48 Position, solder to board, class 2
8609 348 73 13 765 000 E1	8609 348 73 13 765 E1 LF	Style C/2 header, 48 Position, solder to board, class 1
8609 348 73 13 H55 000 E1	8609 348 73 13 H55 E1 LF	Style C/2 header, 48 Position, solder to board, class 2 fixing clips
8609 432 73 13 755 000 E1	8609 432 73 13 755 E1 LF	Style C/2 header, 32 Position, solder to board, class 2
8609 432 73 13 H55 000 E1	8609 432 73 13 H55 E1 LF	Style C/2 header, 32 Position, solder to board, class 2 fixing clips
TIN LEAD	LEAD FREE	
8609 348 73 13 745 000 E1	8609 348 73 13 745 E1 LF	Style C/2 header, 48 Position, solder to board, class 3
8609 348 73 13 H45 000 E1	8609 348 73 13 H45 E1 LF	Style C/2 header, 48 Position, solder to board, class 3 fixing clips
8609 348 73 13 H65 000 E1	8609 348 73 13 H65 E1 LF	Style C/2 header, 48 Position, solder to board, class 1 fixing clips
8609 432 73 13 765 000 E1	8609 432 73 13 765 E1 LF	Style C/2 header, 32 Position, solder to board, class 1
8609 432 73 13 H65 000 E1	8609 432 73 13 H65 E1 LF	Style C/2 header, 32 Position, solder to board, class 1 fixing clips

Application specific part-numbers: See sheet 2

Copyright AFCI. Amphenol FCI

European Views

www.fciconnect.com			surface ISO 1302 ✓	tolerance std ISO 406 ISO 1101	projection mm
TOLERANCES UNLESS OTHERWISE SPECIFIED					
Dr	ROUILLARD	1992/06/12	ANGULAR	0.X	±0.1
Eng	TARON	1992/06/12		LINEAR	0.XX
Chr	LEGARE	1992/06/12	0.XX ±2*	0.XXX	±0.1
Appr	LEGARE	1992/06/12	Product family		DIN 8609
Amphenol FCI			title		RIGHT ANGLE HEADER - STYLE C/2
			SOLDER TO BOARD		dwg no
			catalog no		C-8609-0255-1
			CUSTOMER		sheet 1 of 1

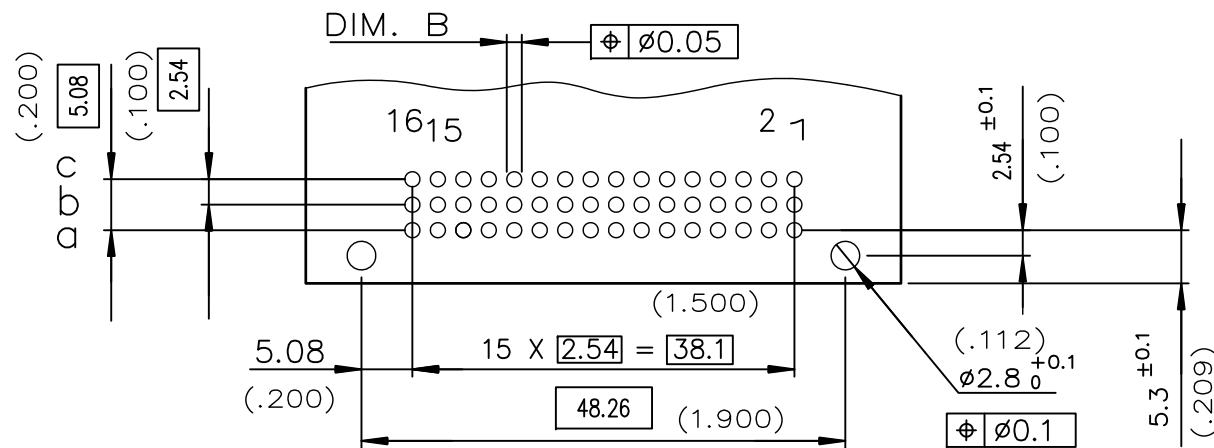
rev	ecn no	dr	date
D	-	ROU	2002/08/28
E	LS05-001	JTA	2005/03/01
F	LS06-0097	LGO	2006/07/11
G	ELX-I-26710	MJA	2017/04/18
-	-	-	-
-	-	-	-
-	-	-	-

GENERAL CHARACTERISTICS AND ROHS INFORMATIONS:
SEE DRAWING C-8609-0000A

PART NUMBER		8609			73				5	
PIN OUT		rows a-b-c		3	48	rows a-c		4	32	
NUMBER OF CONTACTS										
TERMINATION		L = 2.75 ±0.15 (.108)		A = ∅0.6 ⁰ -0.08	B = ∅0.8 ^{+0.3} ₀	13		23		
		L = 4.15 ±0.15 (.163)		A = 0.6X0.6	B = ∅1±0.1					
OPTIONS		no option		-----		7				
		with harpoons		----- for PCB thickness 1.6 mm		H				
PERFORMANCE CLASS		DIN 41612 class 3		-----		4				
		DIN 41612 class 2		-----		5				
		DIN 41612 class 1		-----		6				
TERMINATION TYPE		TIN LEAD		-----		000E1				
		LEAD FREE		-----		E1LF				

PCB DRILLING

component side



GENERAL CHARACTERISTICS AND ROHS INFORMATIONS:

SEE DRAWING C-8609-0000A European Views

www.fciconnect.com			surface ISO 1302 ✓	tolerance std ISO 406 ISO 1101	projection mm
TOLERANCES UNLESS OTHERWISE SPECIFIED					
Dr	ROUILLARD	1992/06/12	ANGULAR	0.X	±0.1
Eng	TARON	1992/06/12	LINEAR	0.XX	±0.1
Chr	LEGARE	1992/06/12	0.XX ±2*	0.XXX	±0.1
Appr	LEGARE	1992/06/12	Product family		DIN 8609
size					A3
Scale					1.5
ECN					ELX-I-26710
Spec ref					-
title			RIGHT ANGLE HEADER -- STYLE C/2		
dwg no			C-8609-0255-2		
Rev.			G		
catalog no			CUSTOMER sheet 1 of 1		

rev	ecn no	dr	date
D	-	ROU	2002/08/28
E	LS05-001	JTA	2005/03/04
F	LS06-0097	LGO	2006/07/11
G	ELX-I-26710	MJA	2017/04/18
-	-	-	-
-	-	-	-
-	-	-	-