

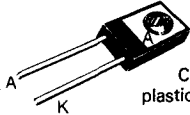
# fast recovery rectifier diodes < 100 A

## diodes de redressement rapide < 100 A

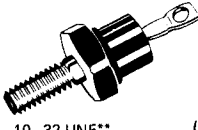


Types	I <sub>O</sub> (A)	V <sub>RRM</sub> (V)	I <sub>FSM</sub> 10 ms (A)	V <sub>F</sub> / max (V)	I <sub>F</sub> (A)	I <sub>R</sub> /V <sub>RRM</sub> max (mA)	t <sub>rr</sub> (1) max (ns)	Case
-------	-----------------------	-------------------------	----------------------------------	--------------------------------	-----------------------	---	------------------------------------	------

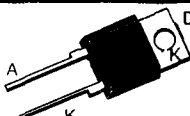
**6 A / T<sub>case</sub> = 85°C T<sub>j</sub> = 130°C**

ESM 255-50 R ESM 255-100 R ESM 255-200 R ESM 255-300 R ESM 255-400 R	6	50 100 200 300 400	80	1,4	6	0,5 T <sub>j</sub> = 125°C	150	 CB-150 plastic/plastique
--	---	--------------------------------	----	-----	---	-------------------------------	-----	--

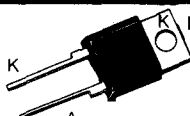
**6 A / T<sub>case</sub> = 100°C T<sub>j</sub> = 150°C I<sup>2</sup>t = 110 A<sup>2</sup>s**

1N 3879, (R) Δ1N 3880, (R) Δ1N 3881, (R) Δ1N 3882, (R) Δ1N 3883, (R) GR 606, (R) GR 806, (R)	6	50 100 200 300 400 600 800	150	1,4	6	1 T <sub>j</sub> = 100°C	200 200 200 200 200 350 350	 DO 4 metal (CB-33) 10 - 32 UNF**
--	---	--	-----	-----	---	-----------------------------	---	--

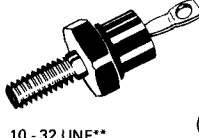
**10 A / T<sub>case</sub> = 100°C T<sub>j</sub> = 150°C I<sup>2</sup>t = 72 A<sup>2</sup>s**

RTF 10 RTF 20 RTF 40 RTF 60 RTF 80	10	100 200 400 600 800	120 T <sub>j</sub> = 100°C	1,35	10	1 T <sub>j</sub> = 100°C	300	 DO 220 AB* plastic plastique (CB-227)
--	----	---------------------------------	-------------------------------	------	----	-----------------------------	-----	--

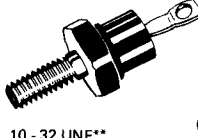
**10 A / T<sub>case</sub> = 100°C T<sub>j</sub> = 150°C I<sup>2</sup>t = 72 A<sup>2</sup>s**

ESM 765-10 ESM 765-20 ESM 765-40 ESM 765-60 ESM 765-80	10	100 200 400 600 800	120 T <sub>j</sub> = 100°C	1,35	10	1 T <sub>j</sub> = 100°C	300	 DO 220 AB* plastic plastique (CB-227)
--	----	---------------------------------	-------------------------------	------	----	-----------------------------	-----	---

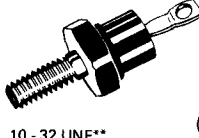
**12 A / T<sub>case</sub> = 100°C T<sub>j</sub> = 150°C I<sup>2</sup>t = 110 A<sup>2</sup>s**

BYX 61- 50, (R) BYX 61-100, (R) BYX 61-200, (R) BYX 61-300, (R) BYX 61-400, (R)	12	50 100 200 300 400	150	1,5	12	3 T <sub>j</sub> = 100°C	100	 DO 4 metal (CB-33) 10 - 32 UNF**
---	----	--------------------------------	-----	-----	----	-----------------------------	-----	--

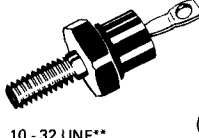
**12 A / T<sub>case</sub> = 100°C T<sub>j</sub> = 150°C I<sup>2</sup>t = 110 A<sup>2</sup>s**

1N 3889, (R) 1N 3890, (R) 1N 3891, (R) 1N 3892, (R) 1N 3893, (R) BYX 62-600, (R) GR 612, (R) GR 812, (R)	12	50 100 200 300 400 600 600 800	150	1,4	12	3 T <sub>j</sub> = 100°C	200 200 200 200 200 200 350 350	 DO 4 metal (CB-33) 10 - 32 UNF**
---	----	---	-----	-----	----	-----------------------------	--	--

**12 A / T<sub>case</sub> = 110°C T<sub>j</sub> = 150°C I<sup>2</sup>t = 110 A<sup>2</sup>s SOFT**

BYT 61/BYT 61B- 600, (R) BYT 61/BYT 61B- 800, (R) BYT 61/BYT 61B- 900, (R) BYT 61/BYT 61B-1000, (R)	12	600 800 900 1000	150	BYT 61 1,6 12 BYT 61B 1,4 12	3 T <sub>j</sub> = 100°C	200	 DO 4 metal (CB-33) 10 - 32 UNF**
--	----	---------------------------	-----	---------------------------------------	-----------------------------	-----	--

**12 A / T<sub>case</sub> = 100°C T<sub>j</sub> = 150°C I<sup>2</sup>t = 100 A<sup>2</sup>s**

BYX 66- 500, (R) BYX 66- 600, (R) BYX 66- 700, (R) BYX 66- 800, (R) BYX 66- 900, (R) BYX 66-1000, (R)	12	500 600 700 800 900 1000	150	1,5	12	3 T <sub>j</sub> = 100°C	500	 DO 4 metal (CB-33) 10 - 32 UNF**
--	----	---	-----	-----	----	-----------------------------	-----	--

Δ: Devices under CCO/CCT. **N**: New product. N° de type : cathode au boîtier. \* Please consult us for other connexion configuration  
Dispositifs soumis au CCO/CCT. **N**: Nouveau produit. N° de type + suffixe R : anode au boîtier. \* Nous consulter pour autre configuration des connexions.  
(1): t<sub>rr</sub> test conditions Type number : cathode to case. \*\* M5 thread available on request → Type number + suffix M  
I<sub>F</sub> = 1 A V<sub>R</sub> = 30 V di<sub>F</sub>/dt = - 15 A/μs - I<sub>rr</sub> = 0,2 I<sub>RM</sub> Type number + suffix R : anode to case. Filetage M5 sur demande → N° de type + suffixe M