



(1,00 mm) .0394"

CLM, MLE SERIES

MLE-150-01-G-DV

MLE-120-01-G-DV

CLM-111-02-L-D

CLM-126-02-F-D

# RUGGED RELIABLE MICRO SOCKETS

## SPECIFICATIONS

For complete specifications and recommended PCB layouts see [www.samtec.com?CLM](http://www.samtec.com?CLM)

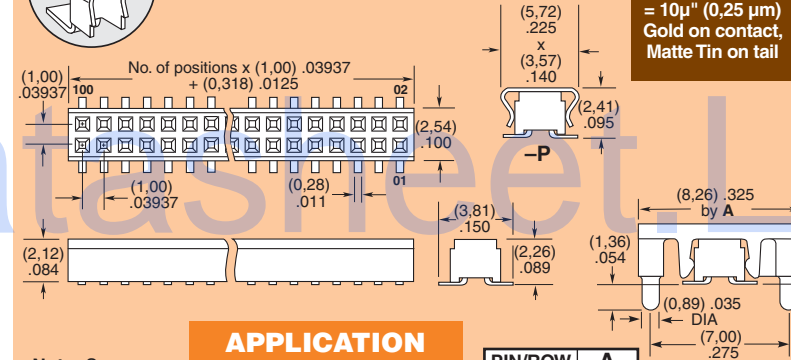
**Insulator Material:** Black LCP  
**Contact Material:** Phosphor Bronze  
**Plating:** Au, Sn or SnPb over 50µ" (1,27 µm) Ni  
**Current Rating:** 3A per contact @ 80°C ambient  
**Operating Temp Range:** -55°C to +125°C  
**Contact Resistance:** 15 mΩ  
**Insertion Depth:** Top Entry = (1,40 mm) .055" min., Bottom Entry = (2,41 mm) .095" min. (Add board thickness for correct post OAL)  
**Insertion Force:** 1.5 oz (0,42 N) average  
**Normal Force:** 40 grams (0,39 N) average  
**Withdrawal Force:** .75 oz (0,21 N) average  
**Max Cycles:** 100 with 10µ" (0,25 µm) Au  
**RoHS Compliant:** Yes  
**Lead-Free Solderable:** Yes  
**SMT Lead Coplanarity:** (0,10 mm) .004" max (02-25) (0,15 mm) .006" max (26-50)



Mates with: FTM, FTMH, MW

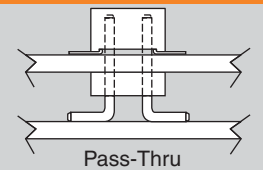


02 thru 50



**Note:** Some lengths, styles and options are non-standard, non-returnable.

## APPLICATION



PIN/ROW	A
04-15	(3,56) .140
16-50	(7,11) .280

- F**  
= Gold flash on contact, Matte Tin on tail
- L**  
= 10µ" (0,25 µm) Gold on contact, Matte Tin on tail
- BE**  
= Bottom Entry (Required for bottom entry)
- K**  
= (3,50 mm) .138" DIA Polyimide film Pick & Place Pad (7 positions minimum)
- P**  
= Pick & Place Pad (7 positions minimum)
- PA**  
= Pick & Place Pad with integral Alignment Pin
- TR**  
= Tape & Reel Packaging

### APPLICATION SPECIFIC OPTION

- Alignment Pin available.
- Other Gold plating options available.

Call Samtec.

## SPECIFICATIONS

For complete specifications and recommended PCB layouts see [www.samtec.com?MLE](http://www.samtec.com?MLE)

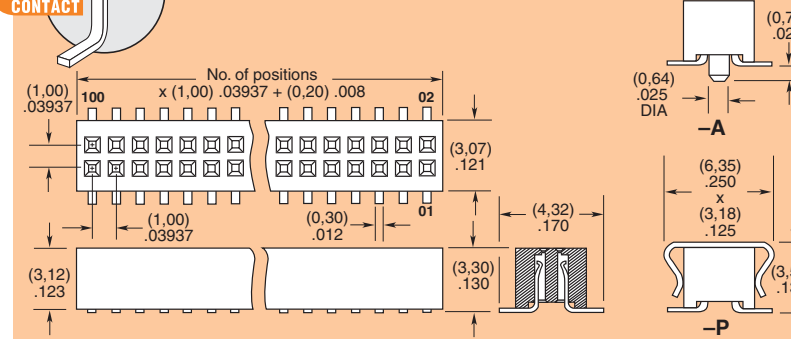
**Insulator Material:** Black LCP  
**Contact Material:** BeCu  
**Operating Temp Range:** -55°C to +125°C  
**Plating:** Au over 10µ" (0,25 µm) Ni  
**Insertion Depth:** (1,63 mm) .064" to (3,18 mm) .125" with (0,38 mm) .015" wipe, pass-through, or (2,44 mm) .096" minimum for bottom entry  
**Insertion Force:** 2.70 oz (0,75 N) average  
**Withdrawal Force:** 0.50 oz (0,14 N) average  
**RoHS Compliant:** Yes  
**Lead-Free Solderable:** Yes  
**SMT Lead Coplanarity:** (0,10 mm) .004" max (02-25) (0,15 mm) .006" max (26-50)



Mates with: FTM, FTMH, MW



02 thru 50



**Note:** Some lengths, styles and options are non-standard, non-returnable.

- G**  
= 10µ" (0,25 µm) Gold
- A**  
= Alignment Pin (3 positions minimum) Metal or plastic at Samtec discretion.
- K**  
= (4,00 mm) .1575" DIA Polyimide film Pick & Place Pad (5 positions minimum)
- P**  
= Metal Pick & Place Pad (5 positions minimum)
- TR**  
= Tape & Reel Packaging

Due to technical progress, all designs, specifications and components are subject to change without notice.

[WWW.SAMTEC.COM](http://WWW.SAMTEC.COM)