





Samsung

# ARTIK™ Modules

Datasheet.Live



**030 Product Brief**



# Samsung ARTIK™ Modules

## ARTIK 030 Mesh Networking Module Product Brief

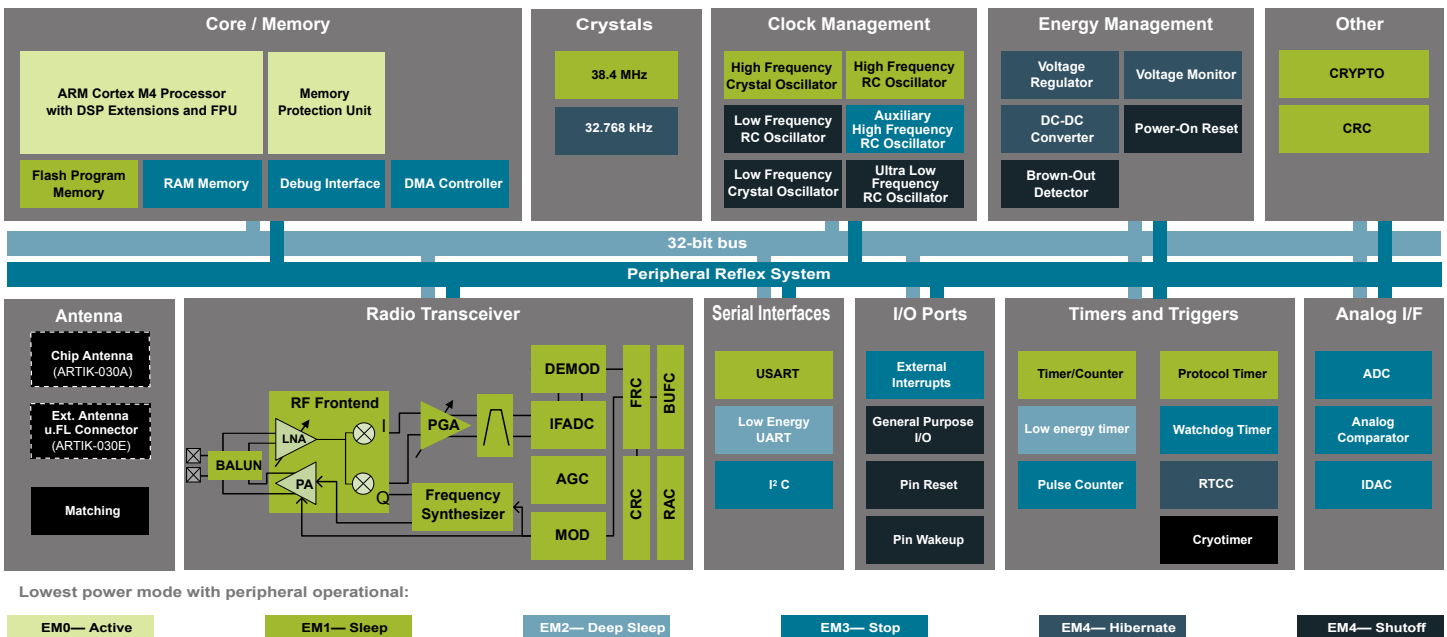
The ARTIK 030 is a fully-integrated, pre-certified module, enabling rapid development of wireless mesh networking solutions. The ARTIK 030 combines an energy-efficient, multi-protocol wireless SoC with a proven RF/antenna design and industry-leading wireless software stacks. This integration accelerates time-to-market and saves months of engineering effort and development costs.

ARTIK 030 can be used in a wide variety of applications:

- Connected Home
- Building Automation
- Lighting
- Security and Monitoring
- Smart Grid / Metering
- Industrial Automation
- Others

### KEY FEATURES

- Industry-leading mesh networking (ZigBee/ Thread) software and development tools
- Antenna: internal chip and U.FL variants
- TX power: up to +10 dBm
- RX sensitivity: down to -99 dBm
- 32-bit ARM® Cortex®-M4 at 40 MHz
- Flash memory: 256 kB
- RAM: 32 kB
- Autonomous Hardware Crypto Accelerator and Random Number Generator
- Integrated DC-DC Converter



## 1. Feature List

### MCU Features

- ARM Cortex<sup>®</sup>-M4 + Floating Point Unit
- Up to 40 MHz Clock Speed
- Low Active Mode Current: 63  $\mu$ A/MHz
- 256 kB flash, 32 kB SRAM
- Advanced hardware cryptographic engine with support for AES-128/-256, ECC, SHA-1, SHA-256, and a Random Number Generator
- 8 Channel DMA Controller

### Digital Peripherals

- 2 x USART (UART, SPI, IrDA, I<sup>2</sup>S)
- Low Energy UART (LEUART<sup>™</sup>)
- I<sup>2</sup>C peripheral interface (address recognition down to EM3)
- Timers: RTCC, Low Energy Timer, Pulse Counter
- 12-channel Peripheral Reflex System (PRS)
- Up to 25 GPIO with interrupts

### Analog Peripherals

- ADC (12-bit, 1 Msps, 326  $\mu$ A)
- Current-mode Digital to Analog Converter (IDAC)
- 2 x Analog Comparator (ACMP)

### Energy Efficient Low Power Modes

- Energy Mode 2 (Deep Sleep) Current: 2.5  $\mu$ A  
(Full RAM retention and RTCC running from LXFO)
- Ultra-fast wake up: 3  $\mu$ S down to EM3
- Wide Supply Voltage range of 1.85 to 3.8 V

### Environmental & Regulatory

- Operating Temperature: -40 to +85°C
- FCC, IC, CE, Aus/NZ, Korea certifications (pending)

### Dimensions

- W x L x H: 12.9 x 15.0 x 2.2 mm

### Radio Features

- 2.4 GHz with integrated balun
- Support for wireless mesh networking (ZigBee/Thread)
- Integrated PA (up to +10 dBm TX power)
- Packet Trace Interface (PTI) for non-intrusive packet trace with Simplicity Studio development tools
- Antenna interface: integrated high-performance chip antenna or u.FL variant for external antenna

### ZigBee and Thread Features

- IEEE 802.15.4
- Data Rate / Modulation: 250 kbps DSSS-OQPSK
- +10 dBm Programmable TX Power
- -99 dBm RX Sensitivity
- 9.8 mA RX current
- 8.2 mA TX current (at +0 dBm)
- Support for SoC and Network Co-Processor (NCP) architectures with SPI/UART host support
- Serial and Over-The-Air (OTA) bootloaders

## 2. Ordering Information

Ordering Code	Description	Max TX Power	Antenna	Packaging	Production Status
ARTIK-030-AV1	ARTIK 030 Mesh Networking Module	+10 dBm	Integrated chip antenna	Cut Reel (100 pcs)	Initial Production / Engineering Samples (non-certified)
ARTIK-030-AV1R	ARTIK 030 Mesh Networking Module	+10 dBm	Integrated chip antenna	Reel (1000 pcs)	Initial Production / Engineering Samples (non-certified)
ARTIK-030-EV1	ARTIK 030 Mesh Networking Module	+10 dBm	External (U.FL)	Cut Reel (100 pcs)	Initial Production / Engineering Samples (non-certified) <sup>1</sup>
ARTIK-030-EV1R	ARTIK 030 Mesh Networking Module	+10 dBm	External (U.FL)	Reel (1000 pcs)	Initial Production / Engineering Samples (non-certified) <sup>1</sup>
ARTIK-030-AV2	ARTIK 030 Mesh Networking Module	+10 dBm	Integrated chip antenna	Cut Reel (100 pcs)	Full Production (certified) <sup>1</sup>
ARTIK-030-AV2R	ARTIK 030 Mesh Networking Module	+10 dBm	Integrated chip antenna	Reel (1000 pcs)	Full Production (certified) <sup>1</sup>
ARTIK-030-EV2	ARTIK 030 Mesh Networking Module	+10 dBm	External (U.FL)	Cut Reel (100 pcs)	Full Production (certified) <sup>1</sup>
ARTIK-030-EV2R	ARTIK 030 Mesh Networking Module	+10 dBm	External (U.FL)	Reel (1000 pcs)	Full Production (certified) <sup>1</sup>
SIP-KITSZG001	ARTIK 030 Mesh Networking Kit (includes 3 x ARTIK-030-A development boards)	—	—	Development Kit	—

**Note:**

1. Contact [sales@artik.io](mailto:sales@artik.io) for availability and certification timelines.
2. ARTIK 030 development kit and IAR license required for ZigBee® and Thread software development.

## Legal Information

INFORMATION IN THIS DOCUMENT IS PROVIDED IN CONNECTION WITH THE SAMSUNG ARTIK™ DEVELOPMENT KIT AND ALL RELATED PRODUCTS, UPDATES, AND DOCUMENTATION (HEREINAFTER "SAMSUNG PRODUCTS"). NO LICENSE, EXPRESS OR IMPLIED, BY ESTOPPEL OR OTHERWISE, TO ANY INTELLECTUAL PROPERTY RIGHTS IS GRANTED BY THIS DOCUMENT. THE LICENSE AND OTHER TERMS AND CONDITIONS RELATED TO YOUR USE OF THE SAMSUNG PRODUCTS ARE GOVERNED EXCLUSIVELY BY THE SAMSUNG ARTIK™ DEVELOPER LICENSE AGREEMENT THAT YOU AGREED TO WHEN YOU REGISTERED AS A DEVELOPER TO RECEIVE THE SAMSUNG PRODUCTS. EXCEPT AS PROVIDED IN THE SAMSUNG ARTIK™ DEVELOPER LICENSE AGREEMENT, SAMSUNG ELECTRONICS CO., LTD. AND ITS AFFILIATES (COLLECTIVELY, "SAMSUNG") AND ITS SUPPLIERS ASSUME NO LIABILITY WHATSOEVER, INCLUDING WITHOUT LIMITATION CONSEQUENTIAL OR INCIDENTAL DAMAGES, AND SAMSUNG DISCLAIMS ANY EXPRESS OR IMPLIED WARRANTY, ARISING OUT OF OR RELATED TO YOUR SALE, APPLICATION AND/OR USE OF SAMSUNG PRODUCTS INCLUDING LIABILITY OR WARRANTIES RELATED TO FITNESS FOR A PARTICULAR PURPOSE, MERCHANTABILITY, OR INFRINGEMENT OF ANY PATENT, COPYRIGHT, OR OTHER INTELLECTUAL PROPERTY RIGHT.

SAMSUNG RESERVES THE RIGHT TO CHANGE PRODUCTS, INFORMATION, DOCUMENTATION AND SPECIFICATIONS WITHOUT NOTICE. THIS INCLUDES MAKING CHANGES TO THIS DOCUMENTATION AT ANY TIME WITHOUT PRIOR NOTICE. CHARACTERIZATION DATA, AVAILABLE MODULES AND PERIPHERALS, MEMORY SIZES AND MEMORY ADDRESSES REFER TO EACH SPECIFIC DEVICE, AND "TYPICAL" PARAMETERS PROVIDED CAN AND DO VARY IN DIFFERENT APPLICATIONS. THIS DOCUMENTATION IS PROVIDED FOR REFERENCE PURPOSES ONLY, AND ALL INFORMATION DISCUSSED HEREIN IS PROVIDED ON AN "AS IS" BASIS, WITHOUT WARRANTIES OF ANY KIND. SAMSUNG AND ITS SUPPLIERS ASSUME NO RESPONSIBILITY FOR POSSIBLE ERRORS OR OMISSIONS, OR FOR ANY CONSEQUENCES FROM THE USE OF THE DOCUMENTATION CONTAINED HEREIN.

Samsung Products are not intended for use in medical, life support, critical care, safety equipment, or similar applications where product failure could result in loss of life or personal or physical harm, or any military or defense application, or any governmental procurement to which special terms or provisions may apply. Samsung Products shall under no circumstances be used in weapons of mass destruction including (but not limited to) nuclear, biological or chemical weapons, or missiles capable of delivering such weapons.

This document and all information discussed herein remain the sole and exclusive property of Samsung. All brand names, trademarks and registered trademarks belong to their respective owners. For updates or additional information about Samsung ARTIK™, contact the Samsung ARTIK™ team via the Samsung ARTIK™ website at [www.artik.io](http://www.artik.io). Silicon Laboratories Inc.®, Silicon Labs®, SiLabs®, Simplicity Studio™, EFR32™, LEUART™ and others are trademarks or registered trademarks of Silicon Laboratories Inc. ARM and Cortex-M4 are trademarks or registered trademarks of ARM Holdings.

Copyright © 2016 Samsung Electronics Co., Ltd.

All rights reserved. No part of this publication may be reproduced, stored in a retrieval system, or transmitted in any form or by any means, electric or mechanical, by photocopying, recording, or otherwise, without the prior written consent of Samsung Electronics.



Samsung  
Semiconductor, Inc.  
3655 N. First Street  
San Jose, CA 95134  
USA

[artik.io](http://artik.io)