

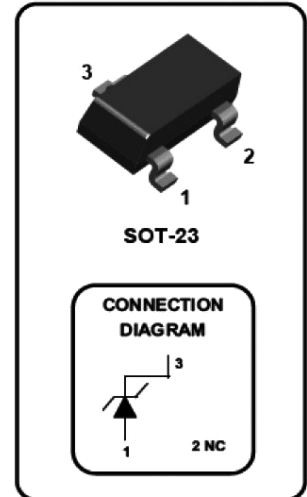
# 350mW Surface Mount Zener Diode



## Features:

- Planar Die Construction
- 350mW Power Dissipation
- Zener Voltages from 2.4V to 51V
- Ideally Suited For Automated Assembly Processes

Tolerance: C = 5%



## Applications:

350mW Surface mount zener diode

## Max. Rating @ TA = 25°C unless otherwise specified

Parameter	Symbol	Limits	Unit
Forward voltage @ IF = 10mA	VF	0.9	V
Power dissipation	PD	350	mW
Thermal resistance junction to ambient air	RθJA	357	°C/W
Operating and storage temperature range	Tj, TSTG	-65 to +150	°C

**Note** : Valid provided that device terminals are kept at ambient temperature.  
Tested with pulses, 300µs pulse width, period = 5ms.  
f = 1kHz.

## Electrical Characteristics @ TA = 25°C unless otherwise specified

Marking Code	Zener Voltage Range				Max. Zener Impedance		Max. Reverse Current		Typical Temperature Coefficient @ IZTC mV/°C		
	Vz @ IZT			IZT	ZZT@IZT	ZZK@IZK	IR	VR	Min.	Max.	
	Nom(V)	Min(V)	Max(V)		mA	Ω	mA	µA			V
Z14	3.3	3.1	3.5	5	95	600	1	5	1	-3.5	0

# 350mW Surface Mount Zener Diode



Typical Characteristics @  $T_A = 25^\circ\text{C}$  unless otherwise specified

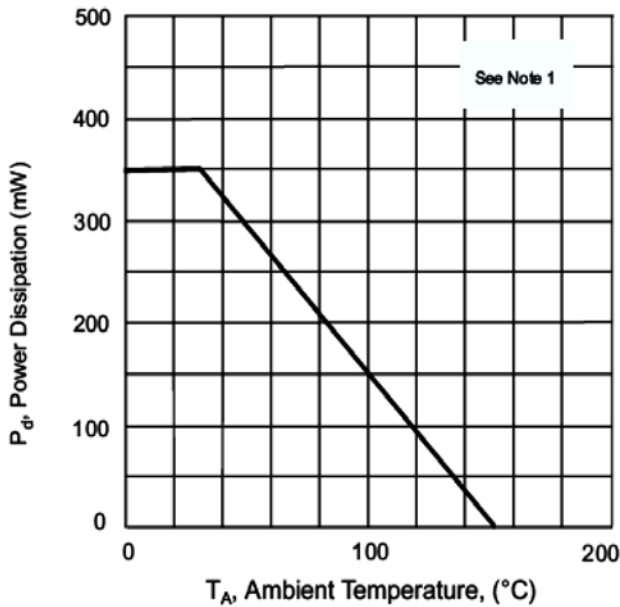


Fig. 1 Power Derating Curve

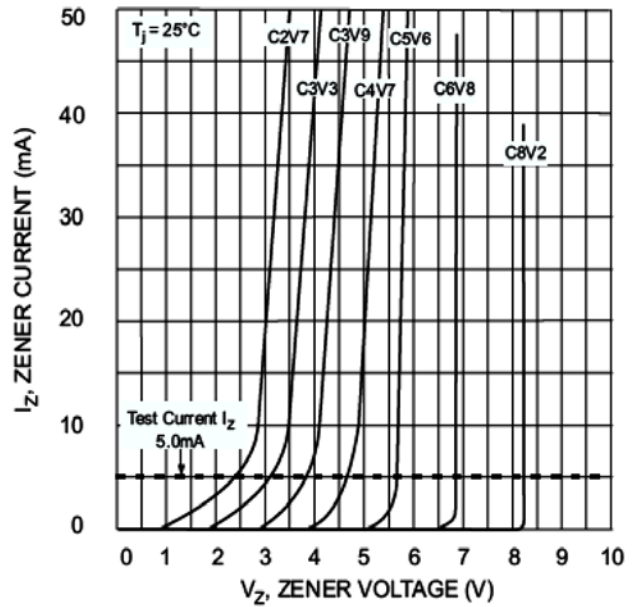


Fig. 2 Zener Breakdown Characteristics

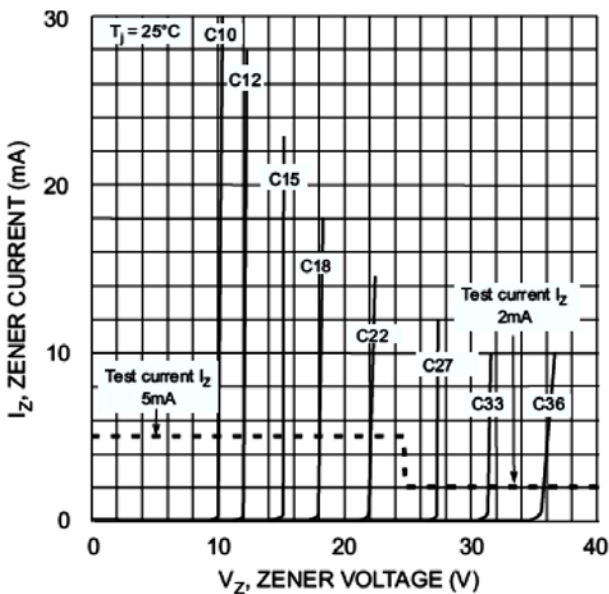


Fig. 3 Zener Breakdown Characteristics

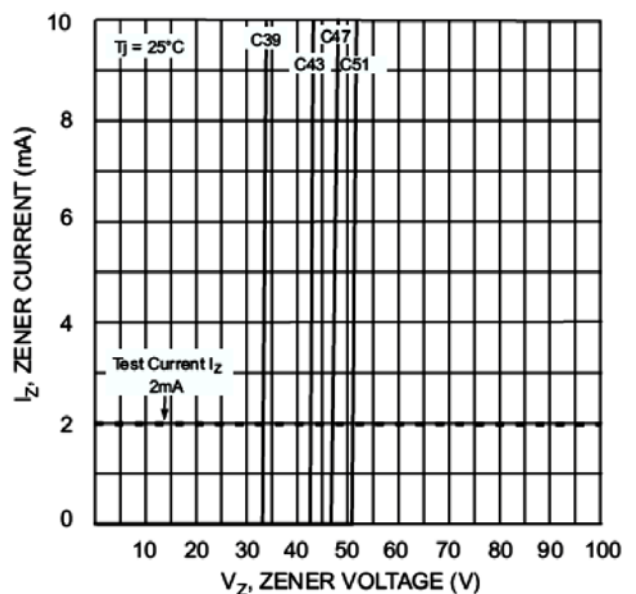


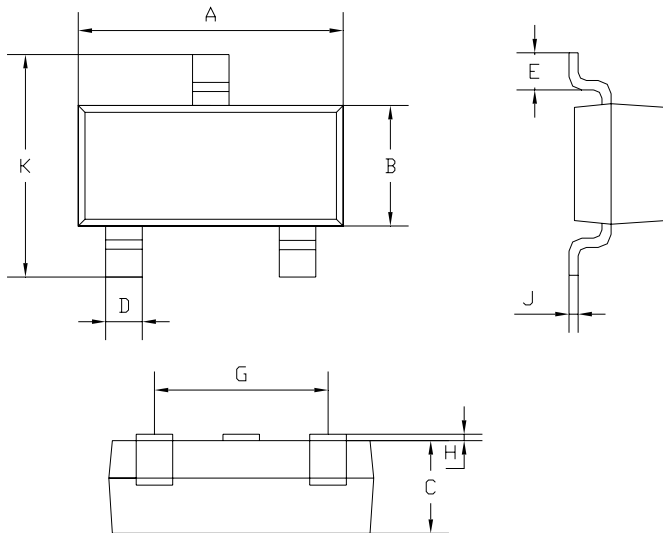
Fig. 4 Zener Breakdown Characteristics



# 350mW Surface Mount Zener Diode

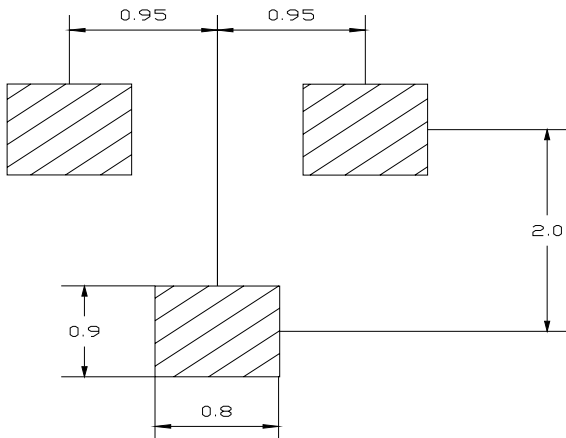


## Plastic surface mounted package



SOT-23		
Dim	Min	Max
A	2.85	2.95
B	1.25	1.35
C	1 Typical	
D	0.37	0.43
E	0.35	0.48
G	1.85	1.95
H	0.02	0.1
J	0.1 Typical	
K	2.35	2.45
All Dimensions in mm		

## Soldering Footprint



Unit : mm

## Package Information

Device	Package	Shipping
BZX84C3V3-7-F	SOT-23	3,000 / Tape & Reel

## Part Number Table

Description	Part Number
350mW Surface Mount Zener Diode	BZX84C3V3-7-F

**Important Notice :** This data sheet and its contents (the "Information") belong to the members of the Premier Farnell group of companies (the "Group") or are licensed to it. No licence is granted for the use of it other than for information purposes in connection with the products to which it relates. No licence of any intellectual property rights is granted. The Information is subject to change without notice and replaces all data sheets previously supplied. The Information supplied is believed to be accurate but the Group assumes no responsibility for its accuracy or completeness, any error in or omission from it or for any use made of it. Users of this data sheet should check for themselves the Information and the suitability of the products for their purpose and not make any assumptions based on information included or omitted. Liability for loss or damage resulting from any reliance on the Information or use of it (including liability resulting from negligence or where the Group was aware of the possibility of such loss or damage arising) is excluded. This will not operate to limit or restrict the Group's liability for death or personal injury resulting from its negligence. Multicomp is the registered trademark of the Group. © Premier Farnell plc 2012.