

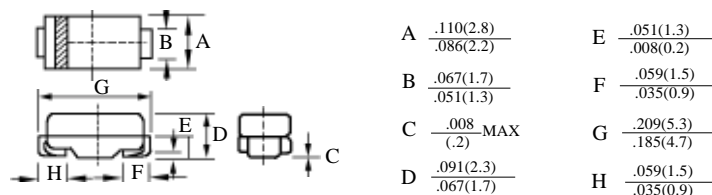
SMA TVS

片状瞬态电压抑制二极管

Transient Voltage Suppressor(TVS) 400W SMAJ5.0-SMAJ170A

型号 TYPE	打印代号 Device Marking Code	反向工作电压 Working Peak Reverse Voltage V_{WM}	击穿电压 Breakdown Voltage V_{BR}		$@I_r$	最大 箝位电压 Maximun Clamping Voltage $V_C(@I_{PPM})$	最大峰值 浪涌电流 Maximum Peak Impulse Surge Current I_{PPM}	最大反向漏电流 Maximum Reverse Leakage $I_D(V_{WM})$	外型尺寸 Package Dimensions
			(V)						
		(V)	Min	Max	(mA)	(V)	(A)	(μ A)	
SMAJ5.0	AD	5.0	6.40	7.30	10	9.60	41.6	800	DO-214AC
SMAJ5.0A	AE	5.0	6.40	7.00		9.20	43.5		
SMAJ6.0	AF	6.0	6.67	8.15		11.4	35.1		
SMAJ6.0A	AG	6.0	6.67	7.37		10.3	38.8	500	
SMAJ6.5	AH	6.5	7.22	8.82		12.3	32.5		
SMAJ6.5A	AK	6.5	7.22	7.98		11.2	35.7	500	
SMAJ7.0	AL	7.0	7.78	9.51	13.3	30.1	200		
SMAJ7.0A	AM	7.0	7.78	8.60	12.0	33.3	200		
SMAJ7.5	AN	7.5	8.33	10.2	14.3	28.0	100		
SMAJ7.5A	AP	7.5	8.33	9.21	12.9	31.0	100		
SMAJ8.0	AQ	8.0	8.89	10.9	15.0	26.5	50.0		
SMAJ8.0A	AR	8.0	8.89	9.83	13.6	29.4	50.0		
SMAJ8.5	AS	8.5	9.44	11.5	15.9	25.1	10.0		
SMAJ8.5A	AT	8.5	9.44	10.4	14.4	27.7	10.1		
SMAJ9.0	AU	9.0	10.0	12.2	16.9	23.6	5.0		
SMAJ9.0A	AV	9.0	10.0	11.1	15.4	26.0			
SMAJ10	AW	10	11.1	13.6	18.8	21.2			
SMAJ10A	AX	10	11.1	12.3	17.0	23.5			
SMAJ11	AY	11	12.2	14.9	20.1	20.0			
SMAJ11A	AZ	11	12.2	13.5	18.2	22.0			
SMAJ12	BD	12	13.3	16.3	22.0	18.1			
SMAJ12A	BE	12	13.3	14.7	19.9	20.1			
SMAJ13	BF	13	14.4	17.6	23.8	16.8			
SMAJ13A	BG	13	14.4	15.9	21.5	18.6			
SMAJ14	BH	14	15.6	19.1	25.8	15.5			
SMAJ14A	BK	14	15.6	17.2	23.2	17.2			
SMAJ15	BL	15	16.7	20.4	26.9	14.8			
SMAJ15A	BM	15	16.7	18.5	24.4	16.4			
SMAJ16	BN	16	17.8	21.8	28.8	13.8			
SMAJ16A	BP	16	17.8	19.7	26.0	15.3			
SMAJ17	BQ	17	18.9	23.1	30.5	13.1			
SMAJ17A	BR	17	18.9	20.9	27.6	14.5			
SMAJ18	BS	18	20.0	24.4	32.2	12.4			
SMAJ18A	BT	18	20.0	22.1	29.2	13.7			
SMAJ20	BU	20	22.2	27.1	35.8	11.1			
SMAJ20A	BV	20	22.2	24.5	32.4	12.3			

 备注：型号后“A”标记，表示 V_{BR} 范围 $\pm 5\% V_{BR}$ （标称）；无标记表示 V_{BR} 范围 $\pm 10\% V_{BR}$ （标称）

 Note: Devices with suffix "A" mean its V_{BR} range of $\pm 5\%$; Devices without suffix "A" indicate its V_{BR} range of $\pm 10\%$.


DO - 214AC

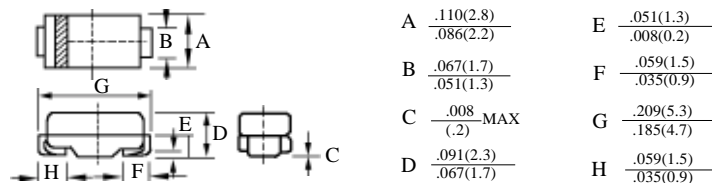
片状瞬态电压抑制二极管 (SMA TVS)

Transient Voltage Suppressor(TVS) 400W SMAJ5.0-SMAJ170A

型号 TYPE	打印代号 Device Marking Code	反向工作电压 Working Peak Reverse Voltage V_{WM}	击穿电压 Breakdown Voltage V_{BR}		$@ I_r$	最大 箝位电压 Maximun Clamping Voltage $V_C(@ I_{PPM})$	最大峰值 浪涌电流 Maximum Peak Impulse Surge Current I_{PPM}	最大反向漏电流 Maximum Reverse Leakage Current $I_D(V_{WM})$	外型尺寸 Package Dimensions
			(V)						
		(V)	Min	Max					
SMAJ22	BW	22	24.4	29.8	1.0	39.4	10.1	5.0	DO-214AC
SMAJ22A	BX	22	24.4	26.9		35.5	11.2		
SMAJ24	BY	24	26.7	32.6		43.0	9.3		
SMAJ24A	BZ	24	26.7	29.5		38.9	10.3		
SMAJ26	CD	26	28.9	35.3		46.6	8.6		
SMAJ26A	CE	26	28.9	31.9		42.1	9.5		
SMAJ28	CF	28	31.1	38.0		50.1	8.0		
SMAJ28A	CG	28	31.1	34.4		45.4	8.8		
SMAJ30	CH	30	33.3	40.7		53.5	7.5		
SMAJ30A	CK	30	33.3	36.8		48.4	8.3		
SMAJ33	CL	33	36.7	44.9		59.0	6.8		
SMAJ33A	CM	33	36.7	40.6		53.3	7.5		
SMAJ36	CN	36	40.0	48.9		64.3	6.2		
SMAJ36A	CP	36	40.0	44.2		58.1	6.9		
SMAJ40	CQ	40	44.4	54.3		71.4	5.6		
SMAJ40A	CR	40	44.4	49.1		64.5	6.2		
SMAJ43	CS	43	47.8	58.4		76.7	5.2		
SMAJ43A	CT	43	47.8	52.8		69.4	5.7		
SMAJ45	CU	45	50.0	61.1		80.3	5.0		
SMAJ45A	CV	45	50.0	55.3		72.7	5.5		
SMAJ48	CW	48	53.5	65.2	85.5	4.7			
SMAJ48A	CX	48	53.5	58.9	77.4	5.2			
SMAJ51	CY	51	56.7	69.3	91.1	4.4			
SMAJ51A	CZ	51	56.7	62.7	82.4	4.9			

备注：型号后“A”标记，表示 V_{BR} 范围 $\pm 5\% V_{BR}$ (标称) 无标记表示 V_{BR} 范围 $\pm 10\% V_{BR}$ (标称)

Note: Devices with suffix "A" mean its V_{BR} range of $\pm 5\%$; Devices without suffix "A" indicate its V_{BR} range of $\pm 10\%$.



DO - 214AC

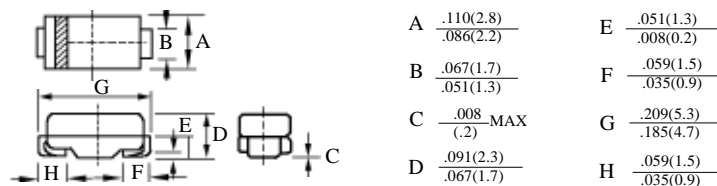
片状瞬态电压抑制二极管(SMA TVS)

Transient Voltage Suppressor(TVS) 400W SMAJ5.0-SMAJ170A

型号 TYPE	打印代号 Device Marking Code	反向工作电压 Working Peak Reverse Voltage V _{WM}	击穿电压 Breakdown Voltage V _{BR}		@ I _r	最大 箝位电压 Maximun Clamping Voltage V _C (@I _{PPM})	最大峰值 浪涌电流 Maximum Peak Impulse Surge Current I _{PPM}	最大反向漏电流 Maximum Reverse Leakage I _D (V _{WM})	外型尺寸 Package Dimensions
			(V)	(V)					
		(V)	Min	Max		(V)	(A)	(μA)	
SMAJ54	RD	54	60.0	73.3	1.0	96.3	4.2	5.0	DO-214AC
SMAJ54A	RE	54	60.0	66.3		87.1	4.6		
SMAJ58	RF	58	64.4	78.7		103.0	3.9		
SMAJ58A	RG	58	64.4	71.2		93.6	4.3		
SMAJ60	RH	60	66.7	81.5		107.0	3.7		
SMAJ60A	RK	60	66.7	73.7		113	4.1		
SMAJ64	RL	64	71.1	86.4		114.0	3.5		
SMAJ64A	RM	64	71.1	78.6		103.0	3.9		
SMAJ70	RN	70	77.8	95.1		125	3.2		
SMAJ70A	RP	70	77.8	86.0		113	4.1		
SMAJ75	RQ	75	83.3	102		134	3.0		
SMAJ75A	RR	75	83.3	92.1		121	3.3		
SMAJ78	RS	78	86.7	106		139	2.9		
SMAJ78A	RT	78	86.7	95.8		126	2.2		
SMAJ85	RU	85	94.4	115		151	2.6		
SMAJ85A	RV	85	94.4	104		137	2.9		
SMAJ90	RW	90	100	122		160	2.5		
SMAJ90A	RX	90	100	111		146	2.7		
SMAJ100	RY	100	111	136		179	2.2		
SMAJ100A	RZ	100	111	123		156	2.5		
SMAJ110	SD	110	122	149		196	2.0		
SMAJ110A	SE	110	122	135		177	2.3		
SMAJ120	SF	120	133	163		214	1.9		
SMAJ120A	SG	120	133	147		193	2.0		
SMAJ130	SH	130	144	176		230	1.7		
SMAJ130A	SK	130	144	159		209	1.9		
SMAJ150	SL	150	167	204		268	1.5		
SMAJ150A	SM	150	167	185		243	1.6		
SMAJ160	SN	160	178	218	287	1.4			
SMAJ160A	SP	160	178	197	259	1.4			
SMAJ170	SQ	170	189	231	304	1.3			
SMAJ170A	SR	170	189	209	275	1.4			

备注：型号后“A”标记，表示 V_{BR} 范围 ± 5% V_{BR} (标称) 无标记表示 V_{BR} 范围 ± 10% V_{BR} (标称)

Note: Devices with suffix "A" mean its V_{BR} range of ± 5%; Devices without suffix "A" indicate its V_{BR} range of ± 10%.



DO - 214AC