



SERIES 260 CARD LOK

RECOMMENDED GAP WIDTH

PCB + 7.62 mm (.300 in)

RECOMMENDED TORQUE

68 N-cm (6 in-lbs)
With "L" option 90 N-cm (8 in-lbs)

WEIGHT

.95 g/cm (.085 oz/in)

MATERIALS AND FINISH

BODIES AND WEDGES

Material: Aluminum Alloy 6061-T6 per ASTM-B221 or AMS-QQ-A-200/8

Finish: See finish table on opposite page

SHAFT

Material: Aluminum Alloy 6061-T6 per ASTM-B221 or AMS-QQ-A-200/8

Finish: See finish table on opposite page

SCREW, LOCK AND FLAT WASHER

.09-in. or 2.5-mm hex. socket head cap screw, depending on mounting configuration

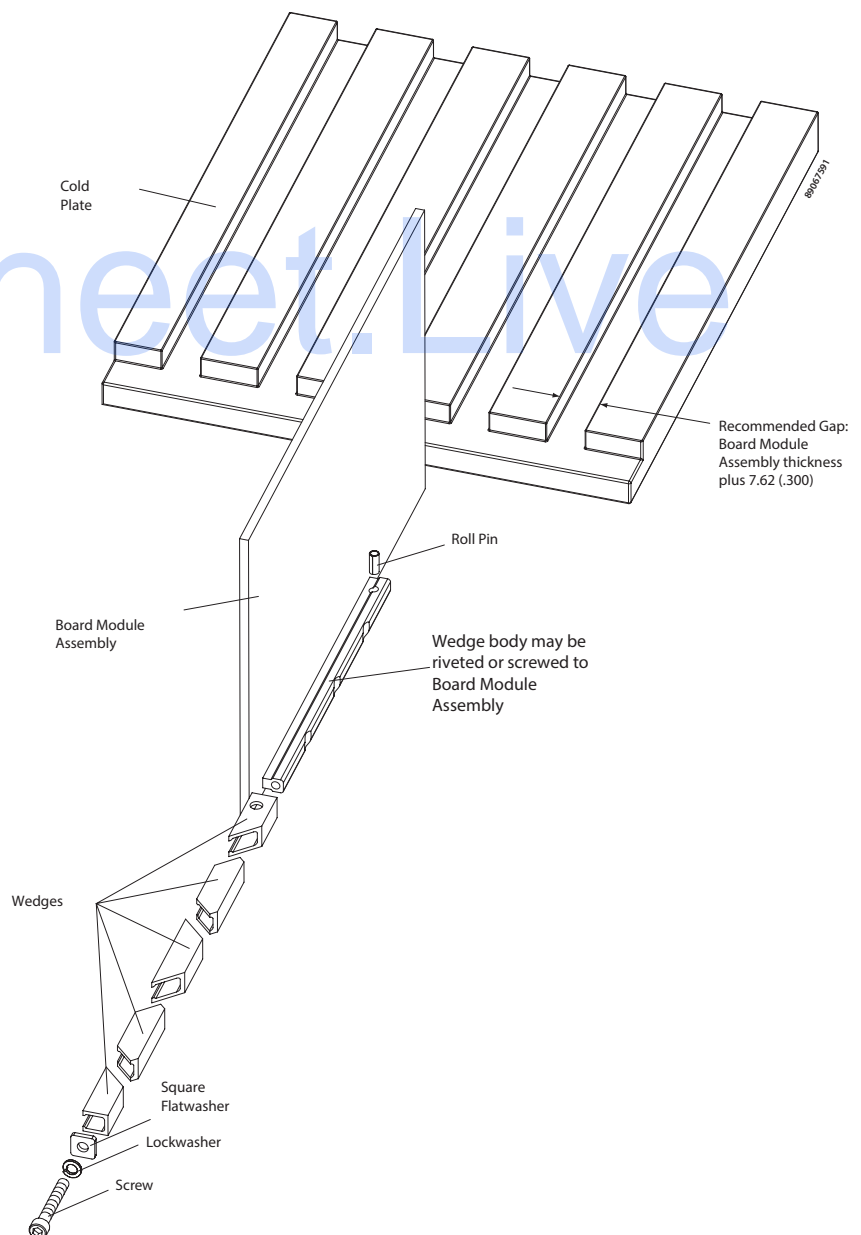
Material: Stainless steel per ASTM A-582 or NAS1352C

Finish: Passivated per AMS2700

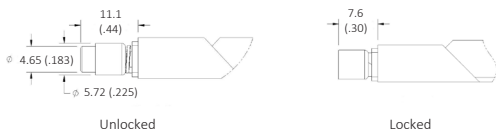
ROLL PIN

Material: 400 series stainless steel

Finish: Passivated per AMS2700

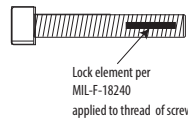


SERIES 260 CARD LOK



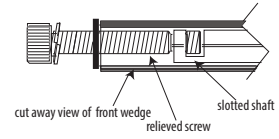
Detail "V"

Provides visual lock indication

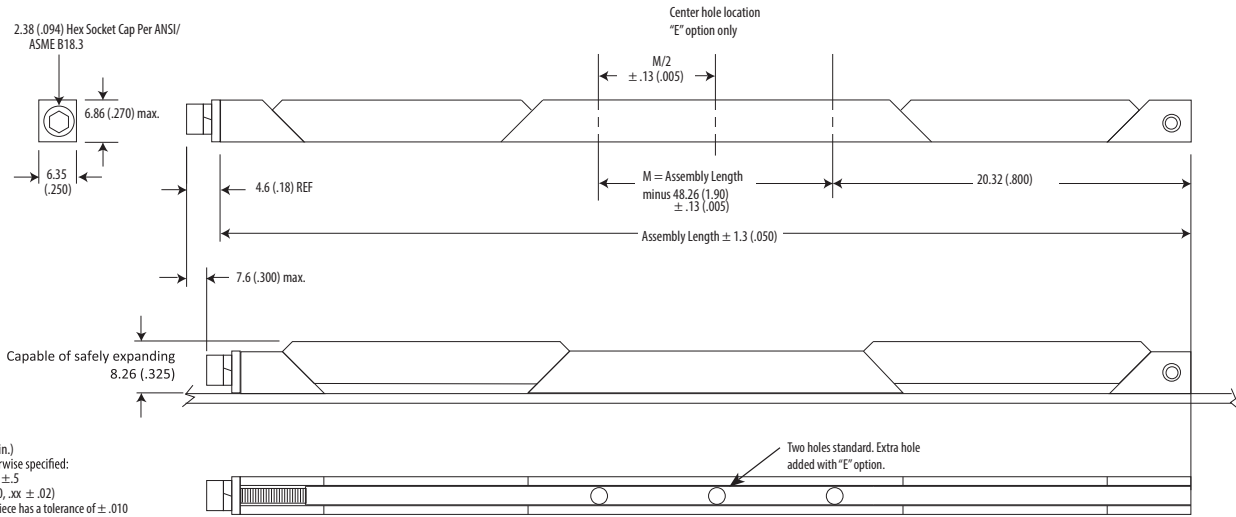


Detail "L"

Provides prevailing torque for resistance to loosening from shock and vibration. Adds 22 N-cm (2 in-lbs) torque to assembly.



Detail "K" Prevents the unintentional disassembly of screw from shaft.



Units: mm (in.)
 Unless otherwise specified:
 .xx ± .25, .x ± .5
 (.xxx ± .010, .xx ± .02)
 Note: Each piece has a tolerance of ± .010

Part Number Code	M	V	A	260	-	2.80	E	H	L	K
Screw										
Metric Screw Head M2.5 Hex Drive	M									
Standard Screw Head 3/32 Hex Drive	[Blank]									
Type										
Torque Limiting version*	TLC									
Standard version with Visual Indicator	V									
Standard version	[Blank]									
Finish										
BlackAnodized	A									
Or choose from Finish Table										
Length										
Length in 12.7 (.50) increments						71.12 [2.80]				
						to 325.12 [12.80]				
Mounting										
Additional Center Mounting Hole							E			
None							[Blank]			
Mounting Options - through mounting holes								H		
Or choose from Mounting Method Table										
Lock Patch										
Lock Patch									L	
None									[Blank]	
Captive Screw										K
None									[Blank]	

Part Number Code Example: MVA260-4.80H
 Series 260 Card-Lok with M2.5 hex drive and visual indicator, black anodized finish, 121.9 (4.80) long, and standard rivet hole mounting

FINISH TABLE

CODE LETTER	SURFACE FINISH
[blank]	CHEM FILM PER MIL-DTL-5541 CLASS 3, GOLD
R	CHEM FILM PER MIL-DTL-5541 CLASS 3, TYPE II, CLEAR
A	BLACK ANODIZE PER MIL-A-8625 TYPE II, CLASS 2
HA	HARD BLACK ANODIZE PER MIL-A-8625 TYPE III, CLASS 2
EN	ELECTROLESS NICKEL PER MIL-C-26074 CLASS 4, GRADE B, BRIGHT

MOUNTING METHOD TABLE

CODE LETTER	METHOD
H	Ø1.73/1.85 (.068/.073) DIA. THROUGH HOLES COUNTERSINK 100° x 1.52 (.060) DEEP
T0	0-80 TAPPED HOLE
T2	2-56 TAPPED HOLE
TM2	M2 x 0.40 TAPPED HOLE
TM2.5	M2.5 x 0.45 TAPPED HOLE

***NOTE:** FOR THE TORQUE LIMITING "TLC" VERSION:
 THE MINIMUM LENGTH IS 96.52 (3.80)
 THE FRONT MOUNTING HOLE, NEAREST TO THE SCREW, WILL BE REPLACED WITH AN INDEXING PIN
 VISUAL INDICATOR OPTION NOT AVAILABLE
 MUST CLICK 3+ TIMES FOR PROPER INSTALLATION



SCHROFF

nVent may modify standard parts without prior notice to or approval from customers. These modifications may change product appearance, but will not have a detrimental effect on form, fit or function. ©2018 nVent. All nVent marks and logos are owned or licensed by nVent Services GmbH or its affiliates. All other trademarks are the property of their respective owners. nVent reserves the right to change specifications without notice.