

RoHS COMPATIBLE PRODUCT NUMBER
54112-XXXXXXXXLF

STANDARD PRODUCT NUMBER
54112-XXX-XX-XXXX

PLATING

- 1 = 0.76µm GOLD/GXT ON CONTACT AREA
2µm MIN MATTE TIN ON TAIL
OVER 1.27µm Ni MIN
- 8 = 0.38µm GOLD/GXT ON CONTACT AREA
2µm MIN MATTE TIN ON TAIL
OVER 1.27µm Ni MIN
- 4 = 2µm MIN MATTE TIN
OVER 1.27µm Ni MIN

INDICATES THE PRODUCT IS RoHS COMPATIBLE
SEE NOTE 8

STACK HEIGHT
NOTE 6

TOTAL NB OF POSITIONS
04 TO 72

PLATING

- 1 = 0.76µm GOLD/GXT ON CONTACT AREA
3.81µm TIN/LEAD ON TAIL
OVER 1.27µm Ni MIN
- 8 = 0.38µm GOLD/GXT ON CONTACT AREA
3.81µm TIN/LEAD ON TAIL
OVER 1.27µm Ni MIN
- 4 = TIN LEAD
OVER 1.27µm Ni MIN

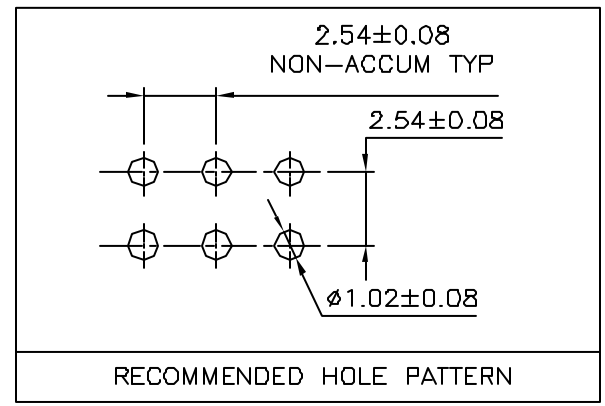
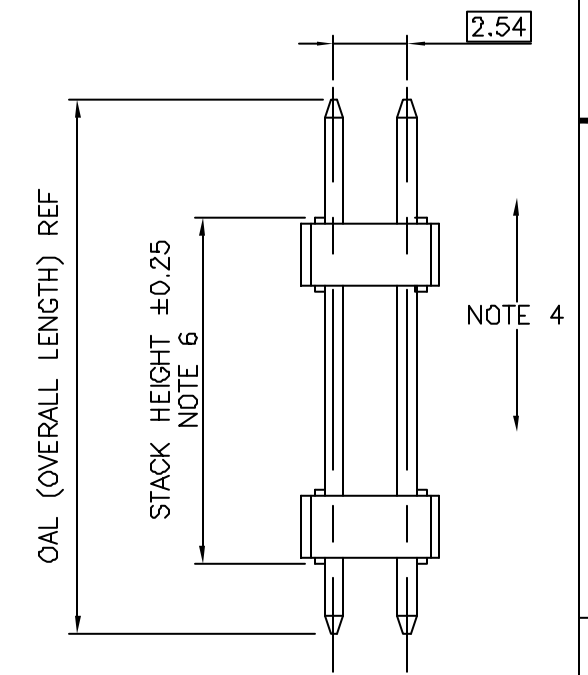
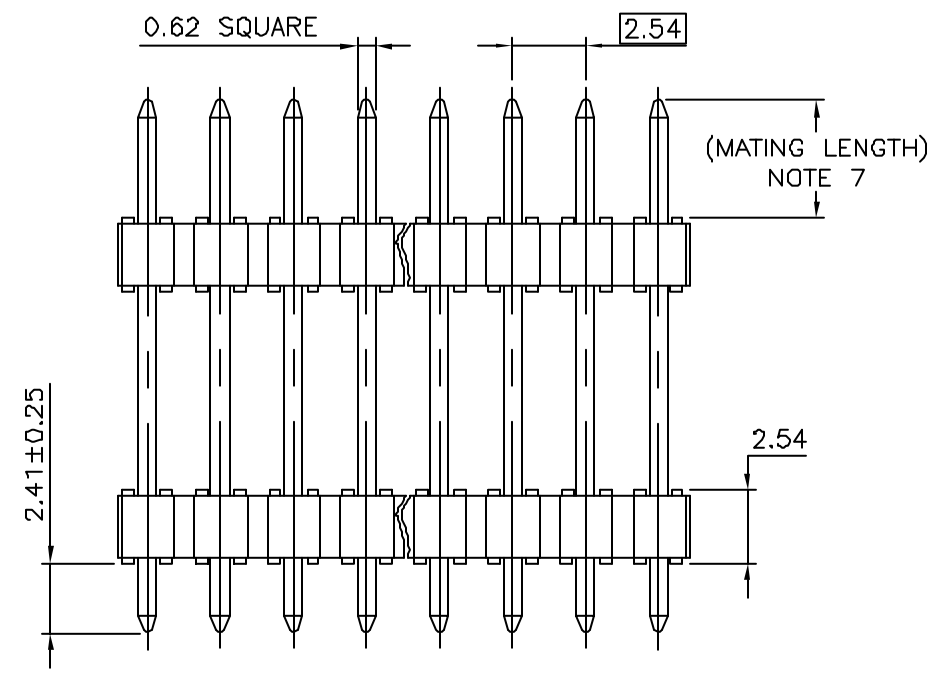
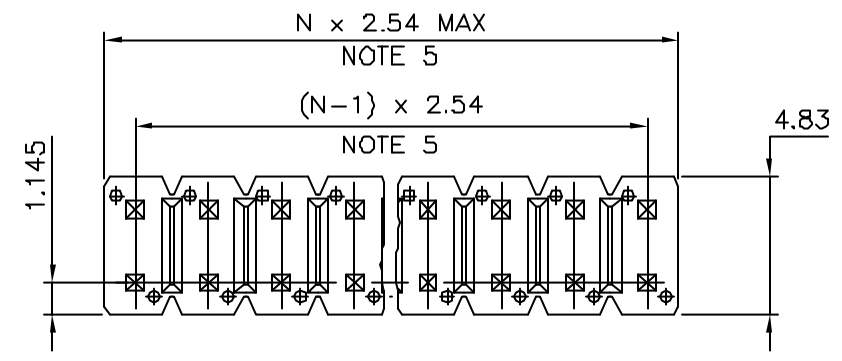
STACK HEIGHT
NOTE 6

TOTAL NB OF POSITIONS
04 TO 72

NOTES:

1. HOUSING MAT'L : HIGH TEMPERATURE THERMOPLASTIC. UL94V-0 COLOR: BLACK
2. PIN MATERIAL : PHOSPHOR BRONZE
3. PRODUCT PACKAGED IN PLASTIC BOX
4. 9N MIN RETENTION IN EITHER DIRECTION
5. TO DETERMINE DIMENSIONS :
N = NUMBER OF POSITIONS PER ROW
EXAMPLE : 8 POS PER ROW, N x 2.54 = 20.32mm
6. XXXX = MILLIMETERS
SPECIFY MILLIMETERS
8mm MIN TO 25.0mm MAX AVAILABLE
IN 0.5mm INCREMENT
EXAMPLE FOR STACK HEIGHT: 1 2 5 0 = 12.5mm
7. MATING LENGTH = (OAL)-(2.41)-(STACK HEIGHT)
8. RoHS COMPATIBLE PRODUCT SPECIFICATIONS
 - a - PLATING:
 - "LF" MEANS THE PRODUCT IS LEAD-FREE, 2µm MINIMUM MATTE TIN OVER 1.27µm MINIMUM NICKEL UNDERPLATE.
 - b - MANUFACTURING PROCESS COMPATIBILITY
 - THE HOUSING WILL WITHSTAND EXPOSURE TO 260°C ±5°C SOLDER BATH TEMPERATURE FOR 5 SECONDS IN A WAVE SOLDER APPLICATION WITH A 1.6mm MIN THICK CIRCUIT BOARD.
 - c - LABELLING:
 - MEETS PACKAGING SPECS AS PER GS-14-920
 - d - THIS PRODUCT MEETS EUROPEAN UNION DIRECTIVES AND OTHER COUNTRY REGULATIONS AS DESCRIBED IN GS-22-008

PIN STYLE	OAL
01	12.2
02	13.5
03	15.9
04	16.76
05	17.65
06	18.91
07	20.96
08	23.5
09	26.04
10	28.58
11	31.12
12	33.66
13	34
14	26.42
15	16.56
16	36.2
18	28
19	21.25



mat'l. code				surface	tolerance	projection	product family	
SEE NOTES				ISO 1302	ISO 406	ISO 1101	BERGSTIK	
Ltr	ecn	na	dr	date	tolerances unless otherwise specified	mm	title	
A	F10119	DLE		01.01.24	angles	x.x ±0.3	UNSHR.HEADER STR DR TMT	
B	F10305	JCO		01.05.03	Linear	x.xx ±0.13		
C	F03-0227	DLE		03.06.13		x.xxx ±0.05	dwg no 54112 sheet 1 of 1 size A3	
D	F04-0385	LMU		04.12.16	dr	LMU		01.01.24
E	F06-0196	LMU		06.06.13	enrg	JCO		01.01.24
F	F08-0148	RTR		08.03.31	chr	JCO		01.01.24
G	F09-0009	JCO		09.02.16	appd	JCO	01.01.24	type CUSTOMER Drawing
sheet index	revision sheet							

scale 4:1

FCJ



Copyright FCJ