

**Quality Assurance** conducts ongoing product reliability verification tests, gathering precise data on the quality of our power semiconductor vendors and the silicon chips they provide. Additional tests are performed to meet specific customer burn-in requirements.

Crydom tests are exhaustive, including **100% verification** at final test. After units are completely assembled, they must pass a complete set of electrical tests, which are performed twice, once prior to encapsulation and then again afterward.

Because of our dedication to quality, Crydom was one of the first American companies to achieve full certification to the demanding standards of ISO 9001. In addition, most Crydom products are approved by UL, CSA, VDE, TUV and carry the CE Mark signifying conformance with the latest European directives. Certain panel mount and din rail mount relays carry UL 508A SCCR ratings.

Learn how an alliance with the world leader in solid state relays can pay off for you. For details, call your authorized Crydom distributor today.

## PCB Mount

<i>ASO</i>	<i>D2W</i>	<i>LS</i>	<i>SDV/SDI</i>
<i>ASPF</i>	<i>DIP</i>	<i>MCX/MCXE</i>	<i>SPA</i>
<i>CMX</i>	<i>DO/DMO</i>	<i>MP</i>	<i>SPF</i>
<i>CTX</i>	<i>DPA</i>	<i>MPDCD3</i>	<i>UPD</i>
<i>CX/CXE</i>	<i>LC</i>	<i>MPF</i>	
<i>CX241/MCX241</i>	<i>LR</i>	<i>PF</i>	



PCB Mount

## Panel Mount

<i>53TP</i>	<i>D06D</i>	<i>PRG</i>
<i>CS</i>	<i>DUAL/QUAD</i>	<i>PS</i>
<i>CMD/CMA</i>	<i>EZ</i>	<i>Series 1</i>
<i>CW</i>	<i>H12</i>	<i>SMR/SMR-6</i>
<i>D12/D24, A12/A24</i>	<i>HD/HA</i>	<i>SSC</i>
<i>D1D/D2D/D4D/D5D</i>	<i>HD60/HA60</i>	<i>Heat Sinks</i>
<i>DC60</i>	<i>NTD/NTA</i>	<i>Accessories</i>



Panel Mount

## DIN Rail Mount

<i>CKR</i>
<i>CMR</i>
<i>HPF</i>
<i>MS11</i>



DIN Rail Mount

## Solid State Control Relays


<i>CPV</i>	<i>PCV</i>
<i>DSD/DLD</i>	<i>RPC</i>
<i>LPCV</i>	<i>SST</i>
<i>MC</i>	



Control Relays

## I/O Modules & Boards

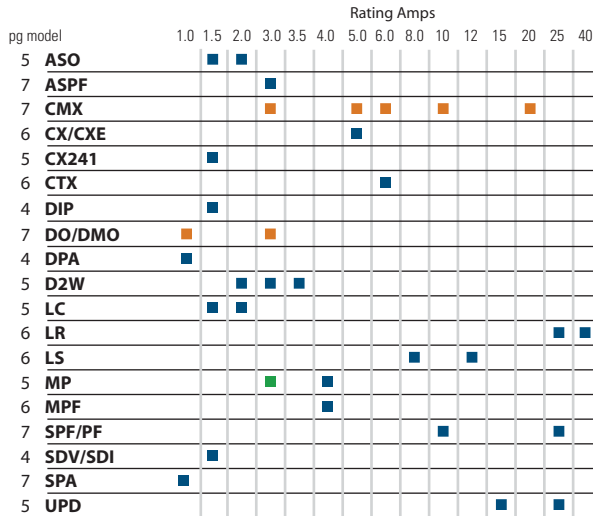
<i>06</i>	<i>Quads</i>
<i>M</i>	<i>Mounting Boards</i>
<i>SM</i>	
<i>C4</i>	



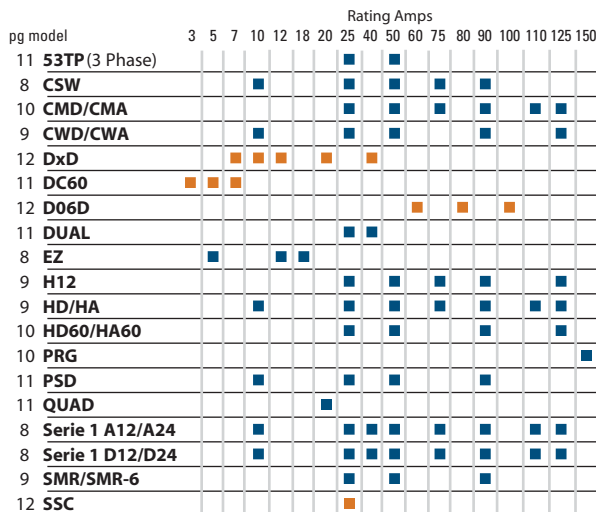
I/O Modules

## Product Index

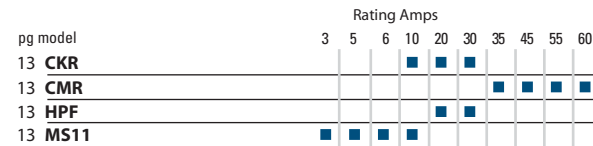
### Solid State Relays - PCB Mount



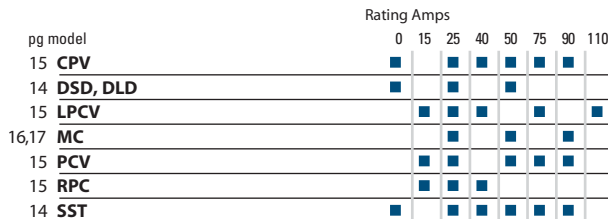
### Solid State Relays - Panel Mount



### Solid State Relays - DIN rail Mount



### Solid State Control Relays



- - AC Output Relays
- - DC Output Relays
- - AC and DC Outputs Available



**DPA**  
**1Amp**  
 120/240 Vac  
 16-Pin DIP  
 SCR AC Switch Output  
 Zero Cross Turn-On

Crydom's DPA solid state relays are compact 16-pin DIP packages that are ideal for high density automated assembled printed circuit boards.

	Line Voltage Range Vrms	Load Current Range Arms	Control Voltage Range Vdc	Control Current @ 5Vdc mA	Must Release Voltage Vdc	Surge Current 1-Cycle Apk	
DPA4119	20-140	.025-1.0	3.5-10	15	1.0	30	UL, CSA, TUV
DPA6119	20-280	.025-1.0	3.5-10	15	1.0	30	UL, CSA, TUV
DPA4111	20-140	.025-1.0	10-35	10	1.0	30	UL, CSA, TUV
DPA6111	20-280	.025-1.0	10-35	10	1.0	30	UL, CSA, TUV

Operating Temperature Range: -30°C to 80°C Isolation Voltage: 3,750Vrms



**DIP**  
**1.5Amp**  
 120/240 Vac  
 16-Pin DIP  
 SCR AC Switch Output  
 Zero Cross or Random Turn-On

Crydom's DIP solid state relays are compact 16-pin DIP packages that are ideal for high density automated assembled printed circuit boards.

	Line Voltage Range Vrms	Load Current Range Arms	Control Current Range mAdc	Must Operate Current mAdc	Must Release Current mAdc	Surge Current 1-Cycle Apk	
DIP1215	20-140	.025-1.5	10-35	10	1.0	30	CSA
DIP1215R*	20-140	.025-1.5	10-35	10	1.0	30	CSA
DIP2415	20-280	.025-1.5	10-35	10	1.0	30	CSA
DIP2415R*	20-280	.025-1.5	10-35	10	1.0	30	CSA

\* R Suffix denotes random turn-on.  
 Operating Temperature Range: -30°C to 80°C Isolation Voltage: 3,750Vrms



**SDV, SDI**  
**1.5Amp**  
 120/240 Vac  
 16-Pin DIP  
 SCR AC Switch Output  
 Zero Cross or Random Turn-On

The SDV/SDI solid state relays are compact 16-pin DIP packages that are ideal for high density automated assembled printed circuit boards.

	Line Voltage Range Vrms	Load Current Range Arms	Control Voltage Range Vdc	Control Current @ 5Vdc mA	Must Release Voltage Vdc	Surge Current 1-Cycle Apk	
SDV2415	12-280	.025-1.5	3.5-10	15	1.0	30	UL, CSA, TUV
SDV2415R*	12-280	.025-1.5	3.5-10	15	1.0	30	UL, CSA, TUV
SDI2415	12-280	.025-1.5	10-35	10	1.0	30	UL, CSA, TUV
SDI2415R*	12-280	.025-1.5	10-35	10	1.0	30	UL, CSA, TUV

\* R suffix denotes random turn-on.  
 Operating Temperature Range: -30°C to 80°C Isolation Voltage: 3,750Vrms



**ASO**  
**1.5-2Amp**  
 120/240 Vac  
 AC Mini-SIP  
 DC Control, SCR AC Switch Output  
 US Patent No. 5,134,094

Crydom's ASO solid state relays are SPST-NO miniature SIP packages rated at 1.5A/2.0A. They are designed for switching highly inductive, low current loads such as solenoids. Typical applications include: pumps, gaming, vending machines, security systems, medical equipment and appliances.

<b>dc input</b>	Line Voltage Range Vrms	Load Current Range Arms	Control Voltage Range Vdc	Control Current @ 5Vdc mA	Must Release Voltage Vdc	Surge Current 1-Cycle Apk	
<b>ASO241</b>	12-280	.025-1.5	4-10	15	1.0	40	UL, CSA
<b>ASO241R*</b>	12-280	.025-1.5	4-10	15	1.0	40	UL, CSA
<b>ASO242</b>	12-280	.06-2.0	4-10	15	1.0	120	UL, CSA
<b>ASO242R*</b>	12-280	.06-2.0	4-10	15	1.0	120	UL, CSA

\*R suffix denotes random turn-on.

Operating Temperature Range: -30°C to 80°C Isolation Voltage: 2500 Vrms



**LC241, LC242**  
**1.5 - 2.0 A**  
 120/240 Vac  
 AC Mini-SIP  
 DC Control

The LC241/LC242 offer the popular ASO circuit in cost effective package. Crydom's proprietary Triac circuitry makes snubless operation possible in most applications.

<b>dc input</b>	Line Voltage Range Vrms	Load Current Range Arms	Control Voltage Range Vdc	Control Current @ 5Vdc mA	Must Release Voltage Vdc	Surge Current 1-Cycle Apk	
<b>LC241</b>	12-280	.025-1.5	4-10	15	1.0	80	UL, CSA
<b>LC241R*</b>	12-280	.025-1.5	4-10	15	1.0	80	UL, CSA
<b>LC242</b>	12-280	.025-2.0	4-10	15	1.0	100	UL
<b>LC242R*</b>	12-280	.025-2.0	4-10	15	1.0	100	UL

\*R Suffix denotes random turn-on.

Operating Temperature Range: -40°C to 80°C Isolation Voltage: 2500 Vrms



**CX241**  
**1.5Amp**  
 120/240 Vac  
 AC SIP, SCR AC Switch Output  
 Zero Cross or Random Turn-On  
 US Patent No. 5,134,094

The CX241/R AC relays are SPST-NO solid state relays. Both models offer the ASO circuit with the popular CX pinout.

<b>dc input</b>	Line Voltage Range Vrms	Load Current Range Arms	Control Voltage Range Vdc	Control Current @ 5Vdc mA	Must Release Voltage Vdc	Surge Current 1-Cycle Apk	
<b>CX241</b>	12-280	.025-1.5	4-10	15	1.0	40	UL, CSA, VDE
<b>CX241R*</b>	12-280	.025-1.5	4-10	15	1.0	40	UL, CSA, VDE

\*R Suffix denotes random turn-on.

Operating Temperature Range: -30°C to 80°C Isolation Voltage: 4000 Vrms



**MCX241**  
 The MCX241/MCX241R offer the same specifications and performance as the CX241, the only difference is the MP style package. Add a "M" prefix to the above part numbers for this option. Pinouts are compatible with Series 6 and OAC type I/O modules. MCX241 models are UL, CSA and VDE approved.



**D2W**  
**2-3.5Amp**  
 120/240 Vac  
 AC SIP  
 Triac Output

The D2W Series features an epoxy-coated package that provides exceptional environmental protection. Pinouts are compatible with Series 6 and OAC type I/O modules.

<b>dc input</b>	Line Voltage Range Vrms	Load Current Range Arms	Control Voltage Range Vdc	Control Current @ 5Vdc mA	Must Release Voltage Vdc	Surge Current 1-Cycle Apk	
<b>D2W202F</b>	24-280	.06-2.0	3-32	3	1.0	28	UL, CSA
<b>D2W203F</b>	24-280	.06-3.0	3-32	3	1.0	70	UL, CSA
<b>D2W203F-11</b>	24-280	.06-3.5	3-32	3	1.0	80	UL, CSA

Operating Temperature Range: -30°C to 80°C Isolation Voltage: 4000 Vrms



**UPD**  
**15-25 Amp**  
 120/240Vac  
 Metal Baseplate  
 High Surge Rating  
 Zero Cross or Random Turn-On

Crydom's UPD series solid-state relays are an ideal solution for high-power switching applications with limited panel space. Single phase, dual output, or three phase versions are available with either PCB or quick-connect\* terminals, making the UPD series the perfect long-life alternative to many electromechanical relays.

<b>dc input</b>	Line Voltage Range Vrms	Load Current Range Arms	Control Voltage Range V DC	Control Current** mA	Must Release Voltage V DC	Surge Current 1-Cycle Apk
<b>UPD2415</b>	24-280	.15-15	3-15	10	1.0	120
<b>UPD2415-10</b>	24-280	.15-15	3-15	10	1.0	120
<b>UPD2425</b>	24-280	.15-25	3-15	10	1.0	250
<b>UPD2425-10</b>	24-280	.15-25	3-15	10	1.0	250

<b>Dual</b>	Line Voltage Range Vrms	Load Current Range Arms	Control Voltage Range V DC	Control Current @12Vdc mA	Must Release Voltage V DC	Surge Current 1-Cycle Apk
<b>UPD2415D</b>	24-280	.15-15	3-15	14/36	1.0	120
<b>UPD2415D-10</b>	24-280	.15-15	3-15	14/36	1.0	120
<b>UPD2425D</b>	24-280	.15-25	3-15	14/36	1.0	250
<b>UPD2425D-10</b>	24-280	.15-25	3-15	14/36	1.0	250

<b>3Phase</b>	Line Voltage Range Vrms	Load Current Range Arms	Control Voltage Range V DC	Control Current @ 5Vdc mA	Must Release Voltage V DC	Surge Current 1-Cycle Apk
<b>UPD2415TP</b>	24-280	.15-15	4.5-8	14	1.0	120
<b>UPD2415TP-10</b>	24-280	.15-15	4.5-8	14	1.0	120

\* Contact factory for availability.

\*\* Input circuit incorporates active current limiter.



**MP**  
**3-4Amp**  
 120/240 Vac  
 Triac AC Output SIP  
 5, 15 & 24 Volt Logic System Compatible

Available in 3Arms and 4Arms ratings, all are SPST-NO PC-mount relays that provide greater packaging density and compatibility with pinout of Series 6 and OAC output modules. For DC output see page 7 for the MPDCCD3.

<b>dc input</b>	Line Voltage Range Vrms	Load Current Range Arms	Control Voltage Range Vdc	Control Current @ 5Vdc mA	Must Release Voltage Vdc	Surge Current 1-Cycle Apk	
<b>MP240D2</b>	24-280	.02-2.0	3-32	2.6	1.0	50	
<b>MP120D3</b>	12-140	.02-3.0	3-32	2.6	1.0	90	UL, CSA, VDE
<b>MP240D3</b>	24-280	.02-3.0	3-32	2.6	1.0	90	UL, CSA, VDE
<b>MP120D4</b>	12-140	.02-4.0	3-32	2.6	1.0	130	
<b>MP240D4</b>	24-280	.02-4.0	3-32	2.6	1.0	130	CSA, VDE

Operating Temperature Range: -40°C to 80°C Isolation Voltage: 4000 Vrms

PCB Mount



**MPF**  
**4Amp**  
 120/240 Vac  
 SCR AC Switch Output  
 Integral Heat sink  
 US Patent No. 5,134,094

The MPF delivers high ratings in a single in-line package (SIP). Crydom's patented PowerFIN™ integral heat sink design makes for a cool compact package for PCB mounting. With natural convection in free air, it rates 4Arms at 50°C ambient.

	<b>dc input</b>		Control Voltage Range	Control Current @5Vdc	Must Release Voltage	Surge Current 1-Cycle	UL, CSA
	Vrms	Arms					
<b>MPF240D4</b>	12-280	.1-4	4-10	15	1.0	40	UL, CSA
<b>MPF240D4R*</b>	12-280	.1-4	4-10	15	1.0	40	UL, CSA

\* R suffix denotes random turn-on.

Operating Temperature Range: -30°C to 80°C Isolation Voltage: 3750 Vrms



**CX, CXE**  
**5Amp**  
 120/240/380/480 Vac  
 AC SIP, SCR AC Switch Output  
 Ultra High Surge Rating  
 US Patent No. 5,134,094

Crydom's family of SPST-NO relays provide a high power switching capability in a PC-mounted air-cooled package. Advanced features include exceptional steady state current, plus ultra-high surge ratings. Models are available to switch up to 660 Vrms with AC or DC control, and either zero-cross or random turn-on ("R") switching versions. Pinout is compatible with Series 6 and OAC type I/O modules.

	<b>dc input</b>		Control Voltage Range	Control Current @ 5/24Vdc	Must Release Voltage	Surge Current 1-Cycle	UL, CSA, VDE
	Vrms	Arms					
<b>CX240D5</b>	12-280	.06-5.0	3-15	15	1.0	250	UL, CSA, VDE
<b>CX240D5R*</b>	12-280	.06-5.0	3-15	15	1.0	250	UL, CSA, VDE
<b>CXE240D5</b>	12-280	.06-5.0	15-32	15	1.0	250	UL, CSA, VDE
<b>CXE240D5R*</b>	12-280	.06-5.0	15-32	15	1.0	250	UL, CSA, VDE
<b>CX380D5</b>	48-530	.06-5.0	4-15	15	1.0	250	UL, CSA, VDE
<b>CX380D5R*</b>	48-530	.06-5.0	4-15	15	1.0	250	UL, CSA, VDE
<b>CXE380D5</b>	48-530	.06-5.0	15-32	15	1.0	250	UL, CSA, VDE
<b>CXE380D5R*</b>	48-530	.06-5.0	15-32	15	1.0	250	UL, CSA, VDE
<b>CX480D5</b>	48-660	.06-5.0	4-15	15	1.0	250	UL, CSA
<b>CX480D5R*</b>	48-660	.06-5.0	4-15	15	1.0	250	UL, CSA
<b>CXE480D5</b>	48-660	.06-5.0	15-32	15	1.0	250	UL, CSA
<b>CXE480D5R*</b>	48-660	.06-5.0	15-32	15	1.0	250	UL, CSA


	<b>ac input</b>		Control Voltage Range	Control Current @ 120/24Vrms	Must Release Voltage	Surge Current 1-Cycle	UL, CSA
	Vrms	Arms					
<b>CX240A5</b>	12-280	.06-5.0	90-140	10	10.0	250	UL, CSA
<b>CX240A5R*</b>	12-280	.06-5.0	90-140	10	10.0	250	UL, CSA
<b>CXE240A5</b>	12-280	.06-5.0	18-36	10	2.0	250	UL, CSA
<b>CXE240A5R*</b>	12-280	.06-5.0	18-36	10	2.0	250	UL, CSA

\* R suffix denotes random turn-on. Operating Temperature Range: -30°C to 80°C Isolation Voltage: 4000 Vrms Normally closed (Form B) versions available (-B suffix)



**MCX, MCXE**  
**5Amp**  
 120/240/380/480 Vac  
 AC SIP  
 SCR AC Switch Output  
 Ultra High Surge Rating

The MCX and MCXE offer the same specifications and performance as the CX and CXE products, the only difference is the MP style package. Add a "M" prefix.



**LS**  
**8-12Amp**  
 120/240 Vac  
 Metal Baseplate  
 High Surge Rating  
 Zero Cross or Random Turn-On

Metal baseplate design for direct attachment of external heat sink to achieve maximum current ratings. Applications include; motor, heater, lamp and solenoid switching.

	<b>dc input</b>		Control Voltage Range	Control Current @ 5Vdc	Must Release Voltage	Surge Current 1-Cycle	UL, cUL, TUV
	Vrms	Arms					
<b>LS240D8</b>	24-280	.15-8	4-10	15	1.0	80	UL, cUL, TUV
<b>LS240D8R*</b>	24-280	.15-8	4-10	15	1.0	80	UL, cUL, TUV
<b>LS240D12</b>	24-280	.15-12	4-10	15	1.0	120	UL, cUL, CSA, TUV
<b>LS240D12R*</b>	24-280	.15-12	4-10	15	1.0	120	UL, cUL, CSA, TUV

\* R suffix denotes random turn-on.

Operating Temperature Range: -30°C to 80°C Isolation Voltage: 2500 Vrms 24 Vdc input versions available (LSE series)



**LR**  
**25-40Amp**  
 120/240/480 Vac  
 Zero Cross or Random Turn-On  
 SCR AC Switch Output  
 Low Profile

The LR products offer a low profile package that is perfect for printed circuit board mounting. Rated at up to 1200V transient capability. Mounting clip available, order part no. LMC-1.

	<b>dc input</b>		Control Voltage Range	Control Current @ 5Vdc	Must Release Voltage	Surge Current 1-Cycle	UL, cUL
	Vrms	Arms					
<b>Zero Cross</b>							
<b>LR600240D25</b>	24-280	.15-25	4-32	9	1.0	250	UL, cUL
<b>LR600240D40</b>	24-280	.15-40	4-32	9	1.0	400	UL, cUL
<b>LR1200480D25</b>	48-530	.15-25	4-32	9	1.0	250	UL, cUL
<b>LR1200480D40</b>	48-530	.15-40	4-32	9	1.0	400	UL, cUL
<b>Random Turn-On</b>							
<b>LR600240D25R</b>	24-280	.15-25	4-32	9	1.0	250	UL, cUL
<b>LR600240D40R</b>	24-280	.15-40	4-32	9	1.0	400	UL, cUL
<b>LR1200480D25R</b>	48-530	.15-25	4-32	9	1.0	250	UL, cUL
<b>LR1200480D40R</b>	48-530	.15-40	4-32	9	1.0	400	UL, cUL

Operating Temperature Range: -30°C to 80°C Isolation Voltage: 2500 Vrms AC input versions available



**CTX**  
**4 x 2.5Amp**  
 120/240 Vac  
 TRIAC Output  
 4 AC Relays in One  
 Compact Package

The CTX240D3Q offers four independently controlled solid state relays in one compact PCB mount package. Based on the proven Series CX product line, featuring ultra high surge rating, extra low leakage and 4-10 Vdc logic compatible input. The CTX exhibits exceptional steady-state ratings utilizing highly efficient thermal management for increased cycle life.

	<b>dc input</b>		Control Voltage Range	Control Current @ 5Vdc	Must Release Voltage	Surge Current 1-Cycle
	Vrms	Arms				
<b>CTX240D3Q</b>	24-280	0.1-6.0**	4-10	15	1.0	120
<b>CTX240D3QR*</b>	24-280	0.1-6.0**	4-10	15	1.0	120

\* R suffix denotes random turn-on. Operating Temperature Range: -30°C to 80°C Isolation Voltage: 2500 Vrms \*\*1 section ON; 2 sections ON 0.1-4.0; 3 sections ON 0.1-3.0; 4 sections ON 0.1-2.5



**PF**  
**Up to 25Amp**  
 120/240/380/480/600 Vac  
 SCR AC Switch Output  
 Ultra High Steady State Current Rating  
 US Patent No. 5,134,094

Crydom's PowerFin Series delivers the highest ratings of any single in-line package (SIP). With Crydom's integral heat sink design you can run 25 amps RMS in forced air at 85°C case temp. With natural convection in free air, it rates 10 amps RMS at 25°C ambient. Built-in advantages include Surface Mount Technology, low off-state leakage and SCR AC switch output.

dc input	Line Voltage Range	Load Current Range**	Control Voltage Range	Control Current @ 5/24Vrms	Must Release Voltage	Surge Current 1-Cycle	
	Vrms	Arms	Vdc	mA	Vdc	Apk	
PF240D25	12-280	.06-25	3-15	15	1.0	250	UL, cUL, VDE
PF240D25R*	12-280	.06-25	3-15	15	1.0	250	UL, cUL, VDE
PFE240D25	12-280	.06-25	15-32	15	1.0	250	UL, cUL, VDE
PFE240D25R*	12-280	.06-25	15-32	15	1.0	250	UL, cUL, VDE
PF380D25	48-530	.06-25	4-15	15	1.0	250	UL, cUL, VDE
PF380D25R*	48-530	.06-25	4-15	15	1.0	250	UL, cUL, VDE
PFE380D25	48-530	.06-25	15-32	15	1.0	250	UL, cUL, VDE
PFE380D25R*	48-530	.06-25	15-32	15	1.0	250	UL, cUL, VDE
PF480D25	48-660	.06-25	4-15	15	1.0	250	UL, cUL
PF480D25R*	48-660	.06-25	4-15	15	1.0	250	UL, cUL
PFE480D25	48-660	.06-25	15-32	15	1.0	250	UL, cUL
PFE480D25R*	48-660	.06-25	15-32	15	1.0	250	UL, cUL

ac input	Line Voltage Range	Load Current Range**	Control Voltage Range	Control Current @ 120/24Vrms	Must Release Voltage	Surge Current 1-Cycle	
	Vrms	Arms	Vrms	mA	Vdc	Apk	
PF240A25	12-280	.06-25	90-140	10	10.0	250	UL, cUL
PF240A25R*	12-280	.06-25	90-140	10	10.0	250	UL, cUL
PFE240A25	12-280	.06-25	18-36	10	2.0	250	UL, cUL
PFE240A25R*	12-280	.06-25	18-36	10	2.0	250	UL, cUL

\* R suffix denotes random turn-on. \*\* Forced Air, .06-10 in convection air.  
 Operating Temperature Range: -30°C to 80°C Isolation Voltage: 4000 Vrms



**SPF**  
**Up to 25Amp**  
 120/240/380/480/600 Vac  
 SCR AC Switch Output  
 Ultra High Steady State Current Rating  
 Works in both the vertical or horizontal orientation. US Patent No. 5,134,094

The SPF is identical to the PF products in specifications and performance, the only difference is the package configuration. The SPF utilizes a low profile integral heat sink that provides decreased package width for higher density applications. To order the SPF configuration simply add the "S" prefix to any of the above PF model numbers. All SPF and SPFE models are UL and cUL approved.



**ASPF**  
**3Amp**  
 120/240 Vac  
 AC Mini-SIP, Integral Heat Sink  
 SCR AC Switch Output  
 US Patent No. 5,134,094

The ASPF Series delivers high ratings in a single in-line package (SIP). Crydom's patented PowerFIN™ integral heat sink design makes for a cool package with high ratings. With natural convection in free air, it rates 3 Arms at 45°C ambient.

dc input	Line Voltage Range	Load Current Range	Control Voltage Range	Control Current @5Vdc	Must Release Voltage	Surge Current 1-Cycle	
	Vrms	Arms	Vdc	mA	Vdc	Apk	
ASPF240D3	24-280	.1-3	4-10	15	1.0	40	UL, CSA
ASPF240D3R*	24-280	.1-3	4-10	15	1.0	40	UL, CSA

\* R suffix denotes random turn-on.  
 Operating Temperature Range: -30°C to 80°C Isolation Voltage: 3750 Vrms



**SPA**  
**1Amp**  
 120/240 Vac  
 AC Mini-SIP, Zero Cross Turn-On  
 SCR AC Switch Output  
 US Patent No. 5,134,094

The SPA package is perfect for high density printed circuit boards. Typical applications include: pumps, gaming, vending machines, security systems, medical equipment and appliances.

dc input	Line Voltage Range	Load Current Range	Control Voltage Range	Control Current @5Vdc	Must Release Voltage	Surge Current 1-Cycle	
	Vrms	Arms	Vdc	mA	Vdc	Apk	
SPA4191	20-140	.025-1.0	10-35	10	1.0	30	
SPA6191	20-280	.025-1.0	10-35	10	1.0	30	

Operating Temperature Range: -30°C to 80°C Isolation Voltage: 2500 Vrms

PCB Mount

**PCB Mount SSRs - DC Output**



**DO, DMO**  
**1-3Amp**  
 60 Vdc  
 DC Mini-SIP  
 DC Control  
 Bipolar or MOSFET Output

SPST-NO DC output relays in epoxy-coated packages utilize the popular .10" grid lead spacing. They are available with either bipolar transistor output (DO), or the DMO063 with MOSFET output is rated at 3A/60 VDC.

dc input	Line Voltage Range	Load Current Range	Control Voltage Range	Control Current @ 5Vdc	Must Release Voltage	Surge Current 1 Sec	
	Vdc	Adc	Vdc	mA	Vdc	Adc	
DO061A	3-60	.02-1.0	3-9	15	1.0	5.0	
DO061B	3-60	.02-1.0	1.7-9	15	0.8	5.0	
DMO063	0-60	0-3.0	3-10	20	1.0	12 (@ 10msec)	

Operating Temperature Range: -30°C to 80°C Isolation Voltage: 2500 Vrms, 4000 Vrms (DO)  
 Normally closed (Form B) versions available for DO series (-B suffix)



**MPDCD3**  
**3Amp**  
 60 Vdc  
 DC Output SIP  
 5, 15 & 24 Volt Logic System Compatible

A SPST-NO PC-mount relay that provide greater packaging density and compatibility with pinout of Series 6 and ODC output modules.

dc input	Line Voltage Range	Load Current Range	Control Voltage Range	Control Current @ 5Vdc	Must Release Voltage	Surge Current	
	Vdc	Adc	Vdc	mA	Vdc	Adc	
MPDCD3	3-60	.02-3	3-32	2.6	1.0	5.0	UL, cUL

Operating Temperature Range: -40°C to 80°C Isolation Voltage: 4000 Vrms



**CMX**  
**3-20Amp**  
 60/100/200 Vdc  
 DC SIP, MOSFET Output  
 Extra Low On-state Resistance  
 US Patent No. 5,134,094

DC output SPST-NO solid state relays use MOSFET output for high switching capabilities in a PC-mount air-cooled package. Pinouts are compatible with Series 6 and ODC type I/O modules.

dc input	Line Voltage Range	Load Current Range	Control Voltage Range	Control Current @ 5Vdc	Must Release Voltage	Surge Current 10 ms	
	Vdc	Adc	Vdc	mA	Vdc	Adc	
CMX60D5	0-60	0-5	3-10	15	1.0	60	
CMX60D10	0-60	0-10	3-10	15	1.0	100	UL, cUL
CMX60D20	0-60	0-20	3-10	15	1.0	200	
CMX100D6	0-100	0-6	3-10	15	1.0	100	UL, cUL
CMX200D3	0-200	0-3	4-10	15	1.0	30	UL, cUL

Operating Temperature Range: -30°C to 80°C Isolation Voltage: 2500 Vrms



**EZ**  
**5-18Amp**  
 120/240/480 Vac  
 SCR AC Switch Output  
 Low Profile - Quick Connect Terminals  
 24V Control Available (EZE)

The Series EZ is a SPST-NO AC output relays offer a low profile package and is the preferred choice for replacement of Electro-mechanical relays. Random Turn-On models (R suffix) are available.

<b>dc input</b>	Line Voltage Range Vrms	Load Current Range Arms	Control Voltage Range Vdc	Control Current @5/24Vdc mA	Must Release Voltage Vdc	Surge Current 1-Cycle Apk	
<b>EZ240D5</b>	24-280	.15-5	4-15	13	1.0	40	UL, cUL
<b>EZ240D12</b>	24-280	.15-12	3-15	15	1.0	150	UL, CSA, VDE
<b>EZ240D18</b>	24-280	.15-18	3-15	15	1.0	200	UL, CSA, VDE
<b>EZE240D12</b>	24-280	.15-12	15-32	15	1.0	150	UL, CSA, VDE
<b>EZE240D18</b>	24-280	.15-18	15-32	15	1.0	200	UL, CSA, VDE
<b>EZ480D12</b>	48-660	.15-12	4-15	15	1.0	150	UL, CSA
<b>EZ480D18</b>	48-660	.15-18	4-15	15	1.0	200	UL, CSA
<b>EZE480D12</b>	48-660	.15-12	15-32	15	1.0	150	UL, CSA
<b>EZE480D18</b>	48-660	.15-18	15-32	15	1.0	200	UL, CSA

<b>ac input</b>	Line Voltage Range Vrms	Load Current Range Arms	Control Voltage Range Vrms	Control Current @ 120/24Vrms mA	Must Release Voltage Vrms	Surge Current 1-Cycle Apk	
<b>EZ240A12</b>	24-280	.15-12	90-140	10	10.0	150	UL, CSA
<b>EZ240A18</b>	24-280	.15-18	90-140	10	10.0	200	UL, CSA
<b>EZE240A12</b>	24-280	.15-12	18-36	10	2.0	150	UL, CSA
<b>EZE240A18</b>	24-280	.15-18	18-36	10	2.0	200	UL, CSA
<b>EZ480A12</b>	48-660	.15-12	90-140	10	10.0	150	UL, CSA
<b>EZ480A18</b>	48-660	.15-18	90-140	10	10.0	200	UL, CSA
<b>EZE480A12</b>	48-660	.15-12	18-36	10	2.0	150	UL, CSA
<b>EZE480A18</b>	48-660	.15-18	18-36	10	2.0	200	UL, CSA

Operating Temperature Range: -40°C to 80°C, Isolation Voltage: 4000 Vrms



**NTD, NTA**  
**5-25Amp**  
 120/240 Vac  
 Zero Cross or Random Turn-On (-10)

The NT products are available with either DC control (NTD) or AC control (NTA) with a wide output range (24-280 Vrms).

<b>dc input</b>	Line Voltage Range Vrms	Load Current Range Arms	Control Voltage Range Vdc	Control Current @5Vdc mA	Must Release Voltage Vdc	Surge Current 1-Cycle Apk	
<b>NTD2405</b>	24-280	.15-5	4-15	13	1.0	40	CSA, CSAus
<b>NTD2410</b>	24-280	.15-10	3-32	10	1.0	120	UL, CSA
<b>NTD2425</b>	24-280	.15-25	3-32	10	1.0	250	UL, CSA

<b>ac input</b>	Line Voltage Range Vrms	Load Current Range Arms	Control Voltage Range Vrms	Control Current @ 120Vrms mA	Must Release Voltage Vrms	Surge Current 1-Cycle Apk	
<b>NTA2410</b>	24-280	.15-10	90-140	10	10	120	UL, CSA
<b>NTA2425</b>	24-280	.15-25	90-140	10	10	250	UL, CSA

Operating Temperature Range: -40°C to 80°C, Isolation Voltage: 3750 Vrms  
 Random turn-on, phase controllable (-10 suffix)



**Series 1**  
**10-125Amp**  
 120/240 Vac  
 SCR AC Switch Output  
 Zero Voltage or Random Turn-On

Featuring state-of-the-art Surface Mount Technology, these SPST-NO relays deliver proven reliability in the most demanding applications. Relay output consists of an SCR AC switch and is available in either AC or DC (coil) control. Options include; zero-cross, random turn-on, phase controllable (add "-10" suffix); normally closed (Form B) version (add "-B" suffix); 24 Vac control models (add "E" suffix). UL 508A SCCR Approved, consult Crydom for actual ratings.

**D12, D24**

<b>dc input</b>	Line Voltage Range Vrms	Load Current Range Arms	Control Voltage Range Vdc	Control Current @ 5Vdc mA	Must Release Voltage Vdc	Surge Current 1-Cycle Apk	
<b>D1210</b>	24-140	.04-10	3-32	3.4	1.0	120	UL, CSA, VDE
<b>D1225</b>	24-140	.04-25	3-32	3.4	1.0	250	UL, CSA, VDE
<b>D1240</b>	24-140	.04-40	3-32	3.4	1.0	625	UL, CSA, VDE
<b>D2410</b>	24-280	.04-10	3-32	3.4	1.0	120	UL, CSA, VDE
<b>D2425</b>	24-280	.04-25	3-32	3.4	1.0	250	UL, CSA, VDE
<b>D2450</b>	24-280	.04-50	3-32	3.4	1.0	625	UL, CSA, VDE
<b>D2475</b>	24-280	.04-75	3-32	3.4	1.0	1000	UL, CSA, VDE
<b>D2490</b>	24-280	.04-90	3-32	3.4	1.0	1200	UL, CSA, VDE
<b>D24110</b>	24-280	.15-110	3-32	3.4	1.0	1500	UL, cUL
<b>D24125</b>	24-280	.15-125	3-32	3.4	1.0	1750	UL, cUL

**A12, A24**

<b>ac input</b>	Line Voltage Range Vrms	Load Current Range Arms	Control Voltage Range Vrms	Control Current @ 120Vrms mA	Must Release Voltage Vrms	Surge Current 1-Cycle Apk	
<b>A1210</b>	24-140	.04-10	90-280	2.0	10.0	120	UL, CSA, VDE
<b>A1225</b>	24-140	.04-25	90-280	2.0	10.0	250	UL, CSA, VDE
<b>A1240</b>	24-140	.04-40	90-280	2.0	10.0	625	UL, CSA, VDE
<b>A2410</b>	24-280	.04-10	90-280	2.0	10.0	120	UL, CSA, VDE
<b>A2425</b>	24-280	.04-25	90-280	2.0	10.0	250	UL, CSA, VDE
<b>A2450</b>	24-280	.04-50	90-280	2.0	10.0	625	UL, CSA, VDE
<b>A2475</b>	24-280	.04-75	90-280	2.0	10.0	1000	UL, CSA, VDE
<b>A2490</b>	24-280	.04-90	90-280	2.0	10.0	1200	UL, CSA, VDE
<b>A24110</b>	24-280	.15-110	90-280	2.0	10.0	1500	UL, cUL
<b>A24125</b>	24-280	.15-125	90-280	2.0	10.0	1750	UL, cUL

Operating Temperature Range: -40°C to 80°C, Isolation Voltage: 4000 Vrms, Minimum Off-State dv/dt: 500V/µsec



**CSW**  
**10-90Amp**  
 120/240 Vac  
 Low Leakage  
 SCR AC Switch Output

The Series CSW has an SCR AC switch output featuring low off-state leakage (1mA, snubberless), zero-voltage switching and a broadened operating range (24-280Vrms). This wide range permits optimum performance at both 120Vac and 240Vac line voltages.

<b>dc input</b>	Line Voltage Range Vrms	Load Current Range Arms	Control Voltage Range Vdc	Control Current @ 5Vdc mA	Must Release Voltage Vdc	Surge Current 1-Cycle Apk	
<b>CSW2410</b>	24-280	.15-10	3-32	13	1.0	120	UL, CSA, VDE
<b>CSW2425</b>	24-280	.15-25	3-32	13	1.0	250	UL, CSA, VDE
<b>CSW2450</b>	24-280	.15-50	3-32	13	1.0	625	UL, CSA, VDE
<b>CSW2475</b>	24-280	.25-75	3-32	13	1.0	1000	UL, CSA, VDE
<b>CSW2490</b>	24-280	.25-90	3-32	13	1.0	1200	UL, CSA, VDE

Operating Temperature Range: -40°C to 80°C, Isolation Voltage: 4000 Vrms Minimum Off-State dv/dt: 500V/µsec  
 Random turn-on, phase controllable (-10 suffix)

Panel Mount



**CWD, CWA**  
**10-125Amp**  
 120/240/480/600 Vac  
 SCR AC Switch Output  
 Integrated IP20 Fingerproof Cover  
 EMC Compliant Design

The CW series offers a SCR AC switch output featuring low off-state leakage (1mA, snubberless), zero cross or random turn-on (-10) switching and a wide operating range (28-280Vrms) for optimum performance at 120V ac and 240Vac line voltages. High thermal ratings with reduced power dissipation result in reduced heat sink requirements for optimum performance. Additional features include; integrated, removable finger-proof cover, LED status indication and user-friendly connectors. UL 508A SCCR Approved, consult Crydom for actual ratings.

dc input	Line Voltage Range	Load Current Range	Control Voltage Range	Control Current @ 12Vdc	Must Release Voltage	Surge Current 1-Cycle		
	Vrms	Arms	Vdc	mA	Vdc	Apk		
CWD2410	24-280	.15-10	3-32	10	1.0	400	UL, CSA, VDE	
CWD2425	24-280	.15-25	3-32	10	1.0	600	UL, CSA, VDE	
CWD2450	24-280	.15-50	3-32	10	1.0	850	UL, CSA, VDE	
CWD2490	24-280	.25-90	3-32	10	1.0	1350	UL, CSA, VDE	
CWD24125	24-280	.25-125	3-32	10	1.0	2000	UL, CSA, VDE	
CWD4810	48-660	.15-10	4-32	10	1.0	400	UL, CSA, VDE	
CWD4825	48-660	.15-25	4-32	10	1.0	600	UL, CSA, VDE	
CWD4850	48-660	.15-50	4-32	10	1.0	850	UL, CSA, VDE	
CWD4890	48-660	.25-90	4-32	10	1.0	1350	UL, CSA, VDE	
CWD48125	48-660	.25-125	4-32	10	1.0	2000	UL, cUL	

ac input	Line Voltage Range	Load Current Range	Control Voltage Range	Control Current @ 120Vrms	Must Release Voltage	Surge Current 1-Cycle		
	Vrms	Arms	Vrms	mA	Vrms	Apk		
CWA2410	24-280	.15-10	90-280	6.0	10.0	400	UL, CSA, VDE	
CWA2425	24-280	.15-25	90-280	6.0	10.0	600	UL, CSA, VDE	
CWA2450	24-280	.15-50	90-280	6.0	10.0	850	UL, CSA, VDE	
CWA2490	24-280	.25-90	90-280	6.0	10.0	1350	UL, CSA, VDE	
CWA24125	24-280	.25-125	90-280	6.0	10.0	2000	UL, CSA, VDE	
CWA4810	48-660	.15-10	90-280	6.0	10.0	400	UL, CSA, VDE	
CWA4825	48-660	.15-25	90-280	6.0	10.0	600	UL, CSA, VDE	
CWA4850	48-660	.15-50	90-280	6.0	10.0	850	UL, CSA, VDE	
CWA4890	48-660	.25-90	90-280	6.0	10.0	1350	UL, CSA, VDE	
CWA48125	48-660	.25-125	90-280	6.0	10.0	2000	UL, cUL	

Operating Temperature Range: -40°C to 80°C, isolation Voltage: 4000 Vrms, Minimum Off-State dv/dt: 500V/μsec  
 24 Vac input versions available (E suffix)



**SMR, SMR-6**  
**25-90Amp**  
 120/240/480 Vac  
 SCR AC Switch Output  
 Versatile System Monitoring SSR  
 LED Status Indicators, Alarm Output

The SMR system monitoring SSR's offer a wide range of built-in fault condition alarms to the end-user. Loss of voltage, open circuit load, relay damage and loss of DC supply are constantly monitored. LED status indicators complete the package for early detection of equipment problems. SMR-6 models offer the user the capability to configure the relay with either inverting or non-inverting control and alarm. The alarm circuit can sink or source up to 100mA.

dc input	Line Voltage Range	Load Current Range	Control Voltage Range	Control Current @ 12Vdc	Alarm Output Current	Surge Current 1-Cycle		
	Vrms	Arms	Vdc	mA	mA (max.)	Apk		
SMR2425	60-280	.04-25	8-32	6	100	250	UL, CSA, VDE	
SMR2450	60-280	.04-50	8-32	6	100	625	UL, CSA, VDE	
SMR2490	60-280	.04-90	8-32	6	100	1200	UL, CSA, VDE	
SMR2425-6	60-280	.04-25	8-32	6	100	250	UL, CSA, VDE	
SMR2450-6	60-280	.04-50	8-32	6	100	625	UL, CSA, VDE	
SMR2490-6	60-280	.04-90	8-32	6	100	1200	UL, CSA, VDE	
SMR4825-6	96-530	.04-25	8-32	6	100	250	CSA, VDE	
SMR4850-6	96-530	.04-50	8-32	6	100	625	CSA, VDE	
SMR4890-6	96-530	.04-90	8-32	6	100	1200	CSA, VDE	

Operating Temperature Range: -40°C to 80°C, Isolation Voltage: 4000 Vrms, Minimum Off-State dv/dt: 500V/μsec



**H12**  
**25-125Amp**  
 480/600 Vac  
 SCR AC Switch Output  
 1200 Volt Blocking

High voltage relays use IC driven circuits for switching loads up to 660 VAC. All models come with 1200 Volts blocking standard. Types CA, CD and WD are snubberless and feature low off-state leakage. UL 508A SCCR Approved, consult Crydom for actual ratings.

dc input	Line Voltage Range	Load Current Range	Control Voltage Range	Control Current @ 5Vdc	Must Release Voltage	Surge Current 1-Cycle		
	Vrms	Arms	Vdc	mA	Vdc	Apk		
H12WD4825	48-660	.15-25	4-32	15	1.0	250	UL, VDE	
H12WD4850	48-660	.15-50	4-32	15	1.0	625	UL, CSA, VDE	
H12WD4875	48-660	.15-75	4-32	15	1.0	1000	VDE	
H12WD4890	48-660	.15-90	4-32	15	1.0	1200	UL, CSA, VDE	
H12WD48125	48-660	.15-125	4-32	15	1.0	1750	UL, cUL	
H12D4825	48-530	.15-25	4-32	15	1.0	250	UL, cUL, VDE	
H12D4850	48-530	.15-50	4-32	15	1.0	625	UL, CSA, VDE	
H12D4875	48-530	.15-75	4-32	15	1.0	1000	VDE	
H12D4890	48-530	.15-90	4-32	15	1.0	1200	UL, CSA, VDE	
H12CD4825	48-660	.15-25	4-15	15	1.0	250	UL, CSA, VDE	
H12CD4850	48-660	.15-50	4-15	15	1.0	625	UL, CSA, VDE	
H12CD4890	48-660	.15-90	4-15	15	1.0	1200	UL, CSA, VDE	

ac input	Line Voltage Range	Load Current Range	Control Voltage Range	Control Current @ 120Vrms	Must Release Voltage	Surge Current 1-Cycle		
	Vrms	Arms	Vrms	mA	Vrms	Apk		
H12CA4825	48-660	.15-25	90-140	15	10.0	250	UL, CSA, VDE	
H12CA4850	48-660	.15-50	90-140	15	10.0	625	UL, CSA, VDE	
H12CA4890	48-660	.15-90	90-140	15	10.0	1200	UL, CSA, VDE	

Operating Temperature Range: -40°C to 80°C, Isolation Voltage: 4000 Vrms, Minimum Off-State dv/dt: 500V/μsec  
 Random turn-on, phase controllable (-10 suffix)



**HD, HA**  
**12-125Amp**  
 480Vac  
 Zero Voltage or Random Turn-on  
 Ultra Low Control Current

Crydom's HD (DC control) and HA (AC control) relays incorporate the same proven technologies as our Series 1. All models come with 1200 volts blocking as standard and are available in either zero-cross or random turn-on and phase controllable (-10) switching versions.

dc input	Line Voltage Range	Load Current Range	Control Voltage Range	Control Current @ 5Vdc	Must Release Voltage	Surge Current 1-Cycle		
	Vrms	Arms	Vdc	mA	Vdc	Apk		
HD4812	48-530	.04-12	3-32	2.0	1.0	140	UL, CSA, VDE	
HD4825	48-530	.04-25	3-32	2.0	1.0	250	UL, CSA, VDE	
HD4850	48-530	.04-50	3-32	2.0	1.0	625	UL, CSA, VDE	
HD4875	48-530	.04-75	3-32	2.0	1.0	1000	UL, CSA, VDE	
HD4890	48-530	.04-90	3-32	2.0	1.0	1200	UL, CSA, VDE	
HD48110	48-530	.15-110	3-32	2.0	1.0	1500	UL, cUL	
HD48125	48-530	.15-125	3-32	2.0	1.0	1750	UL, cUL	

ac input	Line Voltage Range	Load Current Range	Control Voltage Range	Control Current @ 120Vrms	Must Release Voltage	Surge Current 1-Cycle		
	Vrms	Arms	Vrms	mA	Vrms	Apk		
HA4812	48-530	.04-12	90-280	2.0	10.0	140	UL, CSA, VDE	
HA4825	48-530	.04-25	90-280	2.0	10.0	250	UL, CSA, VDE	
HA4850	48-530	.04-50	90-280	2.0	10.0	625	UL, CSA, VDE	
HA4875	48-530	.04-75	90-280	2.0	10.0	1000	UL, CSA, VDE	
HA4890	48-530	.04-90	90-280	2.0	10.0	1200	UL, CSA, VDE	
HA48110	48-530	.15-110	90-280	2.0	10.0	1500	UL, cUL	
HA48125	48-530	.15-125	90-280	2.0	10.0	1750	UL, cUL	

Operating Temperature Range: -40°C to 80°C, Isolation Voltage: 4000 Vrms, Minimum Off-State dv/dt: 500V/μsec  
 24 Vac input versions available (E suffix)



**HD60, HA60**  
**25-125Amp**  
 600 Vac  
 Zero Voltage or Random Turn-on  
 Ultra Low Control Current

Crydom's HD60 (DC control) and HA60 (AC control) relays incorporate the same proven technologies as the HD/HA products with up to 660 Vac load voltage range, preferred choice in Canada. All models come with 1200 volts blocking as standard and are available in either zero-cross or random turn-on and phase controllable (-10) switching versions.

<b>dc input</b>	Line Voltage Range Vrms	Load Current Range Arms	Control Voltage Range Vdc	Control Current @ 5Vdc mA	Must Release Voltage Vdc	Surge Current 1-Cycle Apk	
<b>HD6025</b>	48-660	.04-25	3-32	2.0	1.0	250	UL, CSA, VDE
<b>HD6050</b>	48-660	.04-50	3-32	2.0	1.0	625	UL, CSA, VDE
<b>HD6090</b>	48-660	.04-90	3-32	2.0	1.0	1200	UL, CSA, VDE
<b>HD60125</b>	48-660	.15-125	3-32	2.0	1.0	1750	UL, CSA

<b>ac input</b>	Line Voltage Range Vrms	Load Current Range Arms	Control Voltage Range Vrms	Control Current @ 120Vrms mA	Must Release Voltage Vrms	Surge Current 1-Cycle Apk	
<b>HA6025</b>	48-660	.04-25	90-280	2.0	10.0	250	UL, CSA, VDE
<b>HA6050</b>	48-660	.04-50	90-280	2.0	10.0	625	UL, CSA, VDE
<b>HA6090</b>	48-660	.04-90	90-280	2.0	10.0	1200	UL, CSA, VDE
<b>HA60125</b>	48-660	.15-125	90-280	2.0	10.0	1750	UL, CSA

Operating Temperature Range: -40°C to 80°C, Isolation Voltage: 4000 Vrms, Minimum Off-State dv/dt: 500V/µsec  
 24 Vac input versions available (E suffix)



**PRG**  
**150Amp**  
 120/240/480 Vac  
 SCR AC Switch Output  
 High Steady-State Current  
 Internal Snubber

Designed for the most demanding application, the PRG SPST-NO Solid State Relays offer an exceptionally high (150 Arms current rating). They are designed for a wide range of applications including; high-intensity incandescent lamp dimming, motor speed control, reversing and switching, heater or pump controls and more.

<b>dc input</b>	Line Voltage Range Vrms	Load Current Range Arms	Control Voltage Range Vdc	Control Current @ 5Vdc mA	Must Release Voltage Vdc	Surge Current 1-Cycle Apk	
<b>PRGD24150</b>	24-280	.15-150	3-15	15	1.0	1750	
<b>PRGD24150-10</b>	24-280	.15-150	3-15	15	1.0	1750	
<b>PRGD48150</b>	48-530	.15-150	4-15	15	1.0	1750	
<b>PRGD48150-10</b>	48-530	.15-150	4-15	15	1.0	1750	

<b>ac input</b>	Line Voltage Range Vrms	Load Current Range Arms	Control Voltage Range Vrms	Control Current @ 120Vrms mA	Must Release Voltage Vrms	Surge Current 1-Cycle Apk	
<b>PRGA24150</b>	24-280	.15-150	90-140	10	10	1750	
<b>PRGA24150-10</b>	24-280	.15-150	90-140	10	10	1750	
<b>PRGA48150</b>	48-530	.15-150	90-140	10	10	1750	
<b>PRGA48150-10</b>	48-530	.15-150	90-140	10	10	1750	

-10 suffix denotes random turn-on.

Operating Temperature Range: -30°C to 80°C Isolation Voltage: 4000 Vrms



**CMD, CMA**  
**25-125Amp**  
 120/240/480/600 Vac  
 SCR AC Switch Output  
 Zero Cross or Random Turn-on

These Propack SPST-NO solid state relays offer box clamp connections for safety and ease-of-use. The on-board LED provides visible status indication. Also available with DIN rail mount and integral heat sink, (see CMR products on page 14). Model choices include zero-voltage or random turn-on (phase controllable) switching (add suffix -10).

<b>dc input</b>	Line Voltage Range Vrms	Load Current Range Arms	Control Voltage Range Vdc	Control Current @ 5Vdc mA	Must Release Voltage Vdc	Surge Current 1-Cycle Apk	
<b>CMD2425</b>	24-280	.15-25	3-32	17	1.0	250	UL, CSA, VDE
<b>CMD2450</b>	24-280	.15-50	3-32	17	1.0	625	UL, CSA, VDE
<b>CMD2475</b>	24-280	.25-75	3-32	17	1.0	1000	UL, CSA, VDE
<b>CMD2490</b>	24-280	.25-90	3-32	17	1.0	1200	UL, CSA, VDE
<b>CMD24110</b>	24-280	.25-110	3-32	17	1.0	1500	UL, CSA
<b>CMD24125</b>	24-280	.25-125	3-32	17	1.0	1750	UL, CSA
<b>CMD4825</b>	48-530	.15-25	4-32	14	1.0	250	UL, CSA, VDE
<b>CMD4850</b>	48-530	.15-50	4-32	14	1.0	625	UL, CSA, VDE
<b>CMD4875</b>	48-530	.25-75	4-32	14	1.0	1000	UL, CSA, VDE
<b>CMD4890</b>	48-530	.25-90	4-32	14	1.0	1200	UL, CSA, VDE
<b>CMD48110</b>	48-530	.25-110	4-32	14	1.0	1500	UL, CSA
<b>CMD48125</b>	48-530	.25-125	4-32	14	1.0	1750	UL, CSA
<b>CMD6025</b>	48-660	.15-25	4-32	14	1.0	250	UL, CSA, VDE
<b>CMD6050</b>	48-660	.15-50	4-32	14	1.0	625	UL, CSA, VDE
<b>CMD6075</b>	48-660	.25-75	4-32	14	1.0	1000	UL, CSA, VDE
<b>CMD6090</b>	48-660	.25-90	4-32	14	1.0	1200	UL, CSA, VDE
<b>CMD60110</b>	48-660	.25-110	4-32	14	1.0	1500	UL, CSA
<b>CMD60125</b>	48-660	.25-125	4-32	14	1.0	1750	UL, CSA

<b>ac input</b>	Line Voltage Range Vrms	Load Current Range Arms	Control Voltage Range Vrms	Control Current @ 120Vrms mA	Must Release Voltage Vrms	Surge Current 1-Cycle Apk	
<b>CMA2425</b>	24-280	.15-25	90-140	15	10	250	UL, CSA, VDE
<b>CMA2450</b>	24-280	.15-50	90-140	15	10	625	UL, CSA, VDE
<b>CMA2475</b>	24-280	.25-75	90-140	15	10	1000	UL, CSA, VDE
<b>CMA2490</b>	24-280	.25-90	90-140	15	10	1200	UL, CSA, VDE
<b>CMA24110</b>	24-280	.25-110	90-140	15	10	1500	UL, CSA
<b>CMA24125</b>	24-280	.25-125	90-140	15	10	1750	UL, CSA
<b>CMA4825</b>	48-530	.15-25	90-140	15	10	250	UL, CSA, VDE
<b>CMA4850</b>	48-530	.15-50	90-140	15	10	625	UL, CSA, VDE
<b>CMA4875</b>	48-530	.25-75	90-140	15	10	1000	UL, CSA, VDE
<b>CMA4890</b>	48-530	.25-90	90-140	15	10	1200	UL, CSA, VDE
<b>CMA48110</b>	48-530	.25-110	90-140	15	10	1500	UL, CSA
<b>CMA48125</b>	48-530	.25-125	90-140	15	10	1750	UL, CSA
<b>CMA6025</b>	48-660	.15-25	90-140	15	10	250	UL, CSA, VDE
<b>CMA6050</b>	48-660	.15-50	90-140	15	10	625	UL, CSA, VDE
<b>CMA6075</b>	48-660	.25-75	90-140	15	10	1000	UL, CSA, VDE
<b>CMA6090</b>	48-660	.25-90	90-140	15	10	1200	UL, CSA, VDE
<b>CMA60110</b>	48-660	.25-110	90-140	15	10	1500	UL, CSA
<b>CMA60125</b>	48-660	.25-125	90-140	15	10	1750	UL, CSA

Operating Temperature Range: -40°C to 80°C, Isolation Voltage: 4000 Vrms, Minimum Off-State dv/dt: 500V/µsec  
 24 Vac input versions available (E suffix)





**Dual Relays, Quad Relays**  
**120/240/480 Vac**  
 SCR AC Switch Output  
 Industry Standard Package  
 Zero Cross or Random Turn-On

Two (Dual) or four (Quad) independent AC output relays come in a single standard panel-mount package. Utilizing an AC switch output with internal snubber, relays provide greater protection against false triggering. Model choices include zero cross or random turn-on (phase controllable) switching (add suffix -10). For 24Vdc Control (add suffix E). UL 508A SCCR Approved, consult Crydom for actual ratings.

### Duals

<b>dc input</b>	Line Voltage Range Vrms	Load Current Range Arms	Control Voltage Range Vdc	Control Current @ 5Vdc mA	Must Release Voltage Vdc	Surge Current 1-Cycle Apk	
<b>D2425D</b>	24-280	.15-25	4-15	13	1.0	250	UL, CSA, VDE
<b>D2440D</b>	24-280	.15-40	4-15	13	1.0	625	UL, CSA, VDE
<b>H12D4825D</b>	48-530	.15-25	4-15	13	1.0	250	UL, cUL, VDE
<b>H12D4840D</b>	48-530	.15-40	4-15	13	1.0	625	UL, cUL, VDE

### Quads

<b>dc input</b>	Line Voltage Range Vrms	Load Current Range Arms	Control Voltage Range Vdc	Control Current @ 5Vdc mA	Must Release Voltage Vdc	Surge Current 1-Cycle Apk	
<b>TD2420Q</b>	24-280	.15-20	4-15	12	1.0	250	UL, CSA
<b>TD2420Q-10</b>	24-280	.15-20	4-15	12	1.0	250	UL, CSA

Operating Temperature Range: -40°C to 80°C, Isolation Voltage: 4000 Vrms (Dual), 2500 Vrms (Quad)



**53TP**  
**25-50Amp 3 PHASE**  
 120/240/480 Vac  
 SCR AC Switch Output  
 LED Status Indicator

Three-phase solid state relays switch up to 530 Vrms directly to loads such as motors, transformers, heating elements, etc. Available with either AC or DC input (coil) control in zero-voltage or random turn-on switching versions (add suffix -10). For 24Vac Control (add suffix E).

<b>dc input</b>	Line Voltage Range Vrms	Load* Current Range Arms	Control Voltage Range Vdc	Control Current @ 5Vdc mA	Must Release Voltage Vdc	Surge* Current 1-Cycle Apk	
<b>D53TP25D</b>	48-530	.05-25	3-32	10	1.0	250	UL, CSA, VDE
<b>D53TP50D</b>	48-530	.05-50	3-32	10	1.0	625	UL, CSA, VDE
<b>D53DP25D**</b>	48-530	.05-25	4-32	20	1.0	250	UL, cUL, VDE
<b>D53DP50D**</b>	48-530	.05-50	4-32	20	1.0	625	UL, cUL, VDE

<b>ac input</b>	Line Voltage Range Vrms	Load* Current Range Arms	Control Voltage Range Vrms	Control Current @ 120Vrms mA	Must Release Voltage Vrms	Surge* Current 1-Cycle Apk	
<b>A53TP25D</b>	48-530	.05-25	90-280	2.2	10.0	250	UL, CSA, VDE
<b>A53TP50D</b>	48-530	.05-50	90-280	2.2	10.0	625	UL, CSA, VDE
<b>A53DP25D**</b>	48-530	.05-25	90-280	5	10.0	250	UL, cUL, VDE
<b>A53DP50D**</b>	48-530	.05-50	90-280	5	10.0	625	UL, cUL, VDE

\*Current and Surge Ratings are per phase.

\*\* DP is two controlled phases with the third connected straight through (A1 - A2).

Operating Temperature Range: 40°C to 80°C, Isolation Voltage: 4000 Vrms



**PSD**  
**10-90Amp**  
 120/240/480 Vac  
 Peak Switching  
 Internal Snubber

Output consists of an SCR AC switch turning on at the next peak of sinusoidal AC wave form after the input has been activated. Continuing to conduct normally until the input is deactivated and then turning off at the next current zero cross. Suitable for switching transformers and other highly inductive loads where significant inrush current may otherwise cause problems.

<b>dc input</b>	Line Voltage Range Vrms	Load Current Range Arms	Control Voltage Range Vdc	Control Current @ 5Vdc mA	Must Release Voltage Vdc	Surge Current 1-Cycle Apk	
<b>PSD2410</b>	90-280	.04-10	3-32	2.0	1.0	120	UL, cUL
<b>PSD2425</b>	90-280	.04-25	3-32	2.0	1.0	250	UL, cUL
<b>PSD2450</b>	90-280	.04-50	3-32	2.0	1.0	625	UL, cUL
<b>PSD2490</b>	90-280	.04-90	3-32	2.0	1.0	1200	UL, cUL
<b>PSD4810</b>	48-530	.04-10	4-32	8	1.0	140	
<b>PSD4825</b>	48-530	.04-25	4-32	8	1.0	250	
<b>PSD4850</b>	48-530	.04-50	4-32	8	1.0	625	
<b>PSD4890</b>	48-530	.04-90	4-32	8	1.0	1200	

Operating Temperature Range: -40°C to 80°C, Isolation Voltage: 4000 Vrms, Minimum Off-State dv/dt: 500V/µsec

## Panel Mount - DC Output



**DC60**  
**3-7Amp**  
 60 Vdc  
 DC Bipolar Output  
 AC or DC Control  
 Economical Panel Mount Package

The DC60 products provide bipolar transistor DC output switching with high (4000 Vrms) isolation voltage. Only Crydom offers AC input/DC output relays in this economical standard panel-mount package.

<b>dc input</b>	Line Voltage Range Vdc	Load Current Range Adc	Control Voltage Range Vdc	Control Current @ 5Vdc mA	Must Release Voltage Vdc	Surge Current 1 sec. Adc	
<b>DC60S3</b>	3-60	.02-3	3.5-32	2.2	1.0	6	UL, cUL
<b>DC60S5</b>	3-60	.02-5	3.5-32	2.2	1.0	10	UL, cUL
<b>DC60S7</b>	3-60	.02-7	3.5-32	2.2	1.0	14	UL, cUL

<b>ac input</b>	Line Voltage Range Vdc	Load Current Range Adc	Control Voltage Range Vrms	Control Current @ 120Vrms mA	Must Release Voltage Vrms	Surge Current 1 sec. Adc	
<b>DC60SA3</b>	3-60	.02-3	90-280	2	10	6	UL, cUL
<b>DC60SA5</b>	3-60	.02-5	90-280	2	10	10	UL, cUL
<b>DC60SA7</b>	3-60	.02-7	90-280	2	10	14	UL, cUL

Operating Temperature Range: -30°C to 80°C Isolation Voltage: 4000 Vrms

Normally closed (Form B) versions available (-B suffix)



**D06D**  
**60-100Amp**  
 60 Vdc  
 DC MOSFET Output  
 Low On-State Resistance

The D06D products feature MOSFET technology and the proven durability of the D1D models with up to 100 Amps output in a single industry standard package.

	Line Voltage Range Vdc	Load Current Range Adc	Control Voltage Range Vdc	Control Current @ 5Vdc mA	Must Release Voltage Vdc	Surge Current 10 ms Adc
<b>D06D60</b>	0-60	.005-60	3.5-32	1.6	1.0	180
<b>D06D80</b>	0-60	.005-80	3.5-32	1.6	1.0	220
<b>D06D100</b>	0-60	.005-100	3.5-32	1.6	1.0	270

Operating Temperature Range: -30°C to 80°C Isolation Voltage:2500 Vrms



**SSC**  
**25Amp**  
 High Voltage, 0-1000 Vdc  
 Solid State DC Contactor

SSC solid state DC contactors feature IGBT technology for high voltage DC switching applications.

	Line Voltage Range Vdc	Load Current Range Adc	Control Voltage Range Vdc	Control Current @12/24/36Vdc mA	Must Release Voltage Vdc	Surge Current 10 ms Adc
<b>SSC800-25-12</b>	0-800	.02-25	8-16	15	1.0	75
<b>SSC800-25-24</b>	0-800	.02-25	20-28	15	1.0	75
<b>SSC800-25-36</b>	0-800	.02-25	32-40	15	1.0	75
<b>SSC1000-25-12</b>	0-1000	.02-25	8-16	15	1.0	75
<b>SSC1000-25-24</b>	0-1000	.02-25	20-28	15	1.0	75
<b>SSC1000-25-36</b>	0-1000	.02-25	32-40	15	1.0	75

SSC 800, includes overvoltage protection  
 Operating Temperature Range: -30°C to 80°C, Isolation Voltage: 2500 Vrms



**D1D, D2D, D4D, D5D**  
**7-40Amp**  
 0-500 Vdc  
 MOSFET Output  
 Low On-State Resistance  
 Paralleling Capability for Higher Currents

DC output relays feature MOSFET technology for low on-state resistance, assuring easy paralleling and switching capabilities to 40 amps at 100 Vdc. Lower current models are also available to 500 Vdc.

	Line Voltage Range Vdc	Load Current Range Adc	Control Voltage Range Vdc	Control Current @ 5Vdc mA	Must Release Voltage Vdc	Surge Current 10 ms Adc
<b>D1D07</b>	0-100	.02-7	3.5-32	1.6	1.0	15
<b>D1D12</b>	0-100	.02-12	3.5-32	1.6	1.0	28
<b>D1D20</b>	0-100	.02-20	3.5-32	1.6	1.0	42
<b>D1D40</b>	0-100	.02-40	3.5-32	1.6	1.0	106
<b>D2D07</b>	0-200	.02-7	3.5-32	1.6	1.0	22
<b>D2D12</b>	0-200	.02-12	3.5-32	1.6	1.0	27
<b>D2D40</b>	0-200	.02-40	3.5-32	1.6	1.0	106
<b>D4D07</b>	0-400	.02-7	3.5-32	1.6	1.0	17
<b>D4D12</b>	0-400	.02-12	3.5-32	1.6	1.0	36
<b>D5D07</b>	0-500	.02-7	3.5-32	1.6	1.0	19
<b>D5D10</b>	0-500	.02-10	3.5-32	1.6	1.0	29

Operating Temperature Range: -30°C to 80°C Isolation Voltage:2500 Vrms

## Panel Mount - Accessories

### Crydom Heat Sinks

Meet or Exceed Crydom's Heat Dissipation Requirements  
 Pre-Drilled and Tapped

Thermal management is a important consideration in the use of panel solid state relays due to the contact dissipation (typically 1W per Amp). Crydom heat sinks are engineered to match the heat dissipation requirements of Crydom solid state relays. Pre-drilled and tapped for quick, seamless installations.

	K/W	SSR	Mounting
<b>HS-1</b>	2.1	Single Phase	Panel Mount
<b>HS-2</b>	1.5	Single Phase	Panel Mount
<b>HE-54</b>	0.7	Single Phase	Panel Mount
<b>HE-90</b>	0.4	(3) Single Phase or (1) Three Phase	Panel Mount
<b>HS8.1</b>	2.0	Single Phase	DIN Mount
<b>HS8.3</b>	3.5	Single Phase	DIN Mount
<b>HE13DR</b>	0.8	(3) Single Phase or (1) Three Phase	DIN Mount
<b>MS1</b>	1.4	Single Phase	DIN Mount
<b>MS2</b>	2.5	Single Phase	DIN Mount
<b>MS3</b>	1.0	(3) Single Phase or (1) Three Phase	DIN Mount
<b>MS4</b>	4.5	Single Phase	DIN Mount

### Heat Transfer Pads

**TP01, TP03, TPEZ, TPCM**

Maximize Thermal Conductivity, 100% Grease-Free

Crydom Heat Transfer Pads offer a clean, easy-to-use and grease-free alternative to conventional mica or grease while maximizing the thermal conductivity. Installation is simple, pads are die cut to fit perfectly with Crydom SSRs. To order heat transfer pad attached to panel mount relays, add suffix "H" to part number.

<b>TP01</b>	All Single Phase Panel Mount SSRs and Auxiliary Function Modules and M50 Power Modules, non-adhesive	<b>TP03</b>	Three Phase (53TP)
		<b>TPEZ</b>	EZ
		<b>TPCM</b>	CMD, CMA



### Protective Covers

**KS100, KS300, KS100-SMR**

Protects Terminals for Safety  
 Custom Fit for Most Crydom SSRs

Made of durable, clear polycarbonate, these removable covers provide additional protection from electrical shock by covering the SSR terminals.

<b>KS100</b>	Standard Package, Single Phase SSRs
<b>KS300</b>	Three Phase (53TP)
<b>KS100-SMR</b>	SMR, SMR-6 Series and MC Series



### SSR Filters

**Single and Three Phase**

Suppresses EMI Noise  
 Simple Installation

All AC Solid State Relays generate low frequency thyristor noise which may exceed some industrial standards (e.g. EN50061) at the lower end of the frequency spectrum (150-250kHz). Crydom's patented filter design connects easily and offer up to 50% reduction in thyristor noise

<b>1F25</b>	SSR Filter - Single Phase
<b>3F20</b>	SSR Filter - Three Phase (53TP)
<b>3F20-4</b>	SSR Filter - Three Phase (with neutral)



**MS11**

LED Status Indicator (Input)  
DIN rail Mount for PCB products

Designed specifically for a variety of Crydom's PCB mount solid state relays, the MS11 provides a secure and convenient DIN rail mount with an input status LED.

	Line Voltage Range	Load Current Range	Control Voltage Range	Control Current @5/24Vdc	Must Release Voltage	Surge Current 1-Cycle	
<b>AC Output</b>	<b>Vrms</b>	<b>Arms</b>	<b>Vdc</b>	<b>mA</b>	<b>Vdc</b>	<b>Apk</b>	
<b>MS11-CX240D5</b>	12-280	.06-5	3-15	15	1.0	250	
<b>MS11-CXE240D5</b>	12-280	.06-5	15-32	15	1.0	250	
	Line Voltage Range	Load Current Range	Control Voltage Range	Control Current @5Vdc	Must Release Voltage	Surge Current 10ms	
<b>DC Output</b>	<b>Vdc</b>	<b>Adc</b>	<b>Vdc</b>	<b>mA</b>	<b>Vdc</b>	<b>Apk</b>	
<b>MS11-CMX60D5</b>	0-60	0-5	3-10	15	1.0	60	
<b>MS11-CMX60D10</b>	0-60	0-10	3-10	15	1.0	100	
<b>MS11-CMX100D6</b>	0-100	0-6	3-10	15	1.0	100	
<b>MS11-CMX200D3</b>	0-200	0-3	3-10	15	1.0	30	



**CKR**

**10-30Amp**  
120/240/480/600 Vac  
SCR AC Switch Output  
Zero Cross or Random Turn-on  
LED Status Indicator  
Slim Package, Only 22mm Wide

Crydom's proprietary thermal management technology makes for an efficient and compact package. Safe and easy-to-use box clamp terminals with integral heat sink complete the package. Model choices include zero-voltage or random turn-on (phase controllable) switching (add suffix -10). UL 508A SCCR Approved, consult Crydom for actual ratings.

	Line Voltage Range	Load Current Range	Control Voltage Range	Control Current @12Vdc	Must Release Voltage	Surge Current 1-Cycle	
<b>CKRD2410</b>	24-280	.15-10	4.5-32	15	1.0	120	UL, CSA, VDE
<b>CKRD2420</b>	24-280	.15-20	4.5-32	15	1.0	250	UL, CSA, VDE
<b>CKRD2430</b>	24-280	.15-30	4.5-32	15	1.0	625	UL, CSA, VDE
<b>CKRD4810</b>	48-530	.15-10	4.5-32	15	1.0	120	UL, CSA, VDE
<b>CKRD4820</b>	48-530	.15-20	4.5-32	15	1.0	250	UL, CSA, VDE
<b>CKRD4830</b>	48-530	.15-30	4.5-32	15	1.0	625	UL, CSA, VDE
<b>CKRD6010</b>	48-660	10	4.0-32	12	1.0	120	UL, CSA, VDE
<b>CKRD6020</b>	48-660	20	4.0-32	12	1.0	250	UL, CSA, VDE
<b>CKRD6030</b>	48-660	30	4.0-32	12	1.0	625	UL, CSA, VDE

	Line Voltage Range	Load Current Range	Control Voltage Range	Control Current @120Vrms	Must Release Voltage	Surge Current 1-Cycle	
<b>CKRA2410</b>	24-280	.15-10	90-280	2	10	120	UL, CSA, VDE
<b>CKRA2420</b>	24-280	.15-20	90-280	2	10	250	UL, CSA, VDE
<b>CKRA2430</b>	24-280	.15-30	90-280	2	10	625	UL, CSA, VDE
<b>CKRA4810</b>	48-530	.15-10	90-280	2	10	120	UL, CSA, VDE
<b>CKRA4820</b>	48-530	.15-20	90-280	2	10	250	UL, CSA, VDE
<b>CKRA4830</b>	48-530	.15-30	90-280	2	10	625	UL, CSA, VDE
<b>CKRA6010</b>	48-660	10	90-280	2	10	120	UL, CSA, VDE
<b>CKRA6020</b>	48-660	20	90-280	2	10	250	UL, CSA, VDE
<b>CKRA6030</b>	48-660	30	90-280	2	10	625	UL, CSA, VDE

Operating Temperature Range: -40°C to 80°C Isolation Voltage: 4000 Vrms  
24Vac input versions available (E suffix)



**CMR**

**35-65Amp**  
120/240/480/600 Vac  
SCR AC Switch Output  
Zero Cross or Random Turn-on

Crydom's Coolpak™ integral heat sink technology creates a package that is efficient with the convenience of DIN rail mounting. These SPST-NO solid state relays offer box clamp connections for safety and ease-of-use. The on-board LED provides visible status indication. Model choices include zero-voltage or random turn-on (phase controllable) switching (add suffix -10). UL 508A SCCR Approved, consult Crydom for actual ratings

	Line Voltage Range	Load Current Range	Control Voltage Range	Control Current @5Vdc	Must Release Voltage	Surge Current 1-Cycle	
<b>CMRD2435</b>	24-280	.15-35	3-32	17	1.0	250	UL, CSA, VDE
<b>CMRD2445</b>	24-280	.15-45	3-32	17	1.0	625	UL, CSA, VDE
<b>CMRD2455</b>	24-280	.25-55	3-32	17	1.0	1000	UL, CSA, VDE
<b>CMRD2465</b>	24-280	.25-65	3-32	17	1.0	1200	UL, CSA, VDE
<b>CMRD4835</b>	48-530	.15-35	4-32	14	1.0	250	UL, CSA, VDE
<b>CMRD4845</b>	48-530	.15-45	4-32	14	1.0	625	UL, CSA, VDE
<b>CMRD4855</b>	48-530	.25-55	4-32	14	1.0	1000	UL, CSA, VDE
<b>CMRD4865</b>	48-530	.25-65	4-32	14	1.0	1200	UL, CSA, VDE
<b>CMRD6035</b>	48-660	.15-35	4-32	14	1.0	250	UL, CSA, VDE
<b>CMRD6045</b>	48-660	.15-45	4-32	14	1.0	625	UL, CSA, VDE
<b>CMRD6055</b>	48-660	.25-55	4-32	14	1.0	1000	UL, CSA, VDE
<b>CMRD6065</b>	48-660	.25-65	4-32	14	1.0	1200	UL, CSA, VDE

	Line Voltage Range	Load Current Range	Control Voltage Range	Control Current @120Vrms	Must Release Voltage	Surge Current 1-Cycle	
<b>CMRA2435</b>	24-280	.15-35	90-140	15	10	250	UL, CSA, VDE
<b>CMRA2445</b>	24-280	.15-45	90-140	15	10	625	UL, CSA, VDE
<b>CMRA2455</b>	24-280	.25-55	90-140	15	10	1000	UL, CSA, VDE
<b>CMRA2465</b>	24-280	.25-65	90-140	15	10	1200	UL, CSA, VDE
<b>CMRA4835</b>	48-530	.15-35	90-140	15	10	250	UL, CSA, VDE
<b>CMRA4845</b>	48-530	.15-45	90-140	15	10	625	UL, CSA, VDE
<b>CMRA4855</b>	48-530	.25-55	90-140	15	10	1000	UL, CSA, VDE
<b>CMRA4865</b>	48-530	.25-65	90-140	15	10	1200	UL, CSA, VDE
<b>CMRA6035</b>	48-660	.15-35	90-140	15	10	250	UL, CSA, VDE
<b>CMRA6045</b>	48-660	.15-45	90-140	15	10	625	UL, CSA, VDE
<b>CMRA6055</b>	48-660	.25-55	90-140	15	10	1000	UL, CSA, VDE
<b>CMRA6065</b>	48-660	.25-65	90-140	15	10	1200	UL, CSA, VDE

Operating Temperature Range: -40°C to 80°C Isolation Voltage: 4000 Vrms  
24Vac input versions available (E suffix)



**HPF**

**20-30Amp**  
120/240/480 Vac  
SCR AC Switch Output  
Zero Cross or Random Turn-on  
Low Leakage

The HPF series offers an efficient and compact package capable of switching up to 660Vac. Box clamp terminals with integral heat sink complete the package. Options include zero-voltage or random turn-on (R suffix) phase controllable switching.

	Line Voltage Range	Load Current Range	Control Voltage Range	Control Current @5Vdc	Must Release Voltage	Surge Current 1-Cycle	
<b>HPF240D20</b>	12-280	.15-20	4-32	5	1.0	250	UL, CSA
<b>HPF240D30</b>	12-280	.15-30	4-32	5	1.0	625	CSA
<b>HPF480D20</b>	48-660	.15-20	4.5-32	5	1.0	250	CSA
<b>HPF480D30</b>	48-660	.15-30	4.5-32	5	1.0	625	CSA

Operating Temperature Range: -40°C to 80°C Isolation Voltage: 4000 Vrms

DIN Rail Mount

## Solid State Control Relays

Crydom's recognized global leadership in solid-state relays (SSRs) is taken a step further with our extensive line of solid state control relays. They can incorporate control circuitry, intelligence, indication and feedback to an SSR function, further enhancing the cost-performance benefits for the end user. Housed in familiar electrically isolated-base packages, many commonly used power switching/control functions are incorporated into a single relay. Crydom's renowned advanced thermal management techniques are utilized to ensure ease of mounting and cooling for long life and reliable operation. Significant cost savings are realized from reductions in design, volume, cooling, field maintenance, parts count, acquisition and inventory costs.

### Typical Applications

Appliances	Motor controls, Universal
Blow Molding Equipment	Motor-starter
Centrifuges	Ovens
Closed Loop Control	Polishing Equipment
Conveyors	Power supplies
DC-choppers	Printing Equipment
Elevator controls	Pump Controls
Furnaces	Reflow Soldering
Gaming Equipment	Slow-start controls
Heater controls	Steamers
HVAC controls	Sterilizers
Incubators	Temperature Controls
Inverters	Three-phase switching
Lamp controls	Traction
Light Dimmers	Transformer Switching
Marine Equipment	Transportation
Medical electronics	UPS systems
Motor controls, AC	Welding
Motor controls, Induction	

### Custom Designs

Crydom's Sales and Technical Support teams will work closely with you to define and develop customized solutions for your unique requirements. We can help you get that competitive edge necessary to be a leader in your industry. In-house capabilities include ceramic substrate production, SMT (surface mount technology) placement/insertion robotics assembly and elevated/low temperature monitored testing. All this interprets into fast-track design, prepare prototypes, test, evaluate, adjust and finalize as necessary to achieve the stated performance criteria. Upon final customer approval we can quickly gear up to meet your production schedules in our ISO9001 certified manufacturing environment.



**SST**  
**Solid State Soft-Start**  
**Control Module/Relay**  
 10-90Amp  
 SCR AC Switch Output  
 120/240 Vac

Models SST120 and SST240 control modules gradually apply power to the load when energized by the control voltage. They must be used with Crydom Series 1 random turn-on solid state relays. Consult factory for SST wiring diagrams and about use with 480 Vac loads. For a complete set (control module and solid state relay) order 10SST120, 25SST120, etc.

	Line Voltage Range Vrms	Load Current Range Arms	Control Voltage Range Vdc	Control Current @ 5Vdc mA	Must Release Voltage Vdc	Surge Current 1-Cycle Apk	Crydom Solid State Relay (Incl.) Part No.	
<b>SST120*</b>	90-140	*	3.5-10	1.6	1.0	*	none	UL, cUL
<b>10SST120</b>	90-140	.04-10	3.5-10	1.6	1.0	120	D2410-10	UL, cUL
<b>25SST120</b>	90-140	.04-25	3.5-10	1.6	1.0	250	D2425-10	UL, cUL
<b>50SST120</b>	90-140	.04-50	3.5-10	1.6	1.0	625	D2450-10	UL, cUL
<b>SST240*</b>	180-280	*	3.5-10	1.6	1.0	*	none	UL, cUL
<b>10SST240</b>	180-280	.04-10	3.5-10	1.6	1.0	120	D2410-10	UL, cUL
<b>25SST240</b>	180-280	.04-25	3.5-10	1.6	1.0	250	D2425-10	UL, cUL
<b>50SST240</b>	180-280	.04-50	3.5-10	1.6	1.0	625	D2450-10	UL, cUL
<b>75SST240</b>	180-280	.04-75	3.5-10	1.6	1.0	1000	D2475-10	
<b>90SST240</b>	180-280	.04-90	3.5-10	1.6	1.0	1200	D2490-10	

\* Control Module Only, Must be used with -10 (Series 1) DC input relay  
 Operating Temperature Range: -30°C to 80°C Isolation Voltage: 4000 Vrms



**DSD, DLD**  
**Solid State Time Delay Control Relay**  
 10-50Amp  
 120/240 Vac  
 SCR AC Switch Output  
 Externally Adjustable

These "on-operate" (pull-in) time-delay solid state relays are housed in a single industry standard package. AC output is controlled by a DC input and has an externally adjustable time delays. Choices include models with two time-delay ranges (DSD models: 0.1 sec to 8.3 sec.; DLD models: 1.6 sec. to 133 sec.)

	Line Voltage Range Vrms	Load Current Range Arms	Control Voltage Range Vdc	Control Current @ 5Vdc mA	Must Release Voltage Vdc	Surge Current 1-Cycle Apk	
<b>DSD2410</b>	48-280	.04-10	3.5-15	3.4	1.0	120	UL, cUL
<b>DSD2425</b>	48-280	.04-25	3.5-15	3.4	1.0	250	UL, cUL
<b>DSD2450</b>	48-280	.04-50	3.5-15	3.4	1.0	625	UL, cUL
<b>DLD2410</b>	48-280	.04-10	3.5-15	3.4	1.0	120	UL, cUL
<b>DLD2425</b>	48-280	.04-25	3.5-15	3.4	1.0	250	UL, cUL
<b>DLD2450</b>	48-280	.04-50	3.5-15	3.4	1.0	625	UL, cUL

Timing Resistances

	0 (Short)	10KΩ	100KΩ	470KΩ	1.0MΩ
<b>DSD</b>	0.10 sec	0.19 sec	0.94 sec	4.0 sec	8.3 sec
<b>DLD</b>	1.6 sec	3.1sec	15 sec	64 sec	133 sec

Operating Temperature Range: -30°C to 80°C Isolation Voltage: 4000 Vrms



**LPCV**  
**Solid State Linear Proportional Control Relay**  
 15-110Amp  
 120/240 Vac  
 SCR AC Switch Output  
 Precise Proportional Load Control

The LPCV solid state linear proportional control relays control loads up to 110 amps. Changes in the input signal linearly vary the firing angle of the thyristor load control device.

Control circuitry and power switch are in a single package.

**PS-120 (120V), PS-240 (240V)** These power supplies are designed for use with the Series LPCV control relays to provide the 20Vac required in addition to the control voltage.

	Line Voltage Range Vrms	Load Current Range Arms	Control Range	Turn-On Threshold	Input Impedance Ohms	Surge Current 1-Cycle Apk
5LPCV2415	20-300	.10-15	0-5Vdc	.25Vdc	12.7K	150
5LPCV2425	20-300	.10-25	0-5Vdc	.25Vdc	12.7K	250
5LPCV2440	20-300	.10-40	0-5Vdc	.25Vdc	12.7K	625
5LPCV2475	20-300	.15-75	0-5Vdc	.25Vdc	12.7K	1000
5LPCV24110	20-300	.20-110	0-5Vdc	.25Vdc	12.7K	1500
10LPCV2415	20-300	.10-15	0-10Vdc	.5Vdc	25K	150
10LPCV2425	20-300	.10-25	0-10Vdc	.5Vdc	25K	250
10LPCV2440	20-300	.10-40	0-10Vdc	.5Vdc	25K	625
10LPCV2475	20-300	.15-75	0-10Vdc	.5Vdc	25K	1000
10LPCV24110	20-300	.20-110	0-10Vdc	.5Vdc	25K	1500
20LPCV2415	20-300	.10-15	4-20mA	4.5mA	460	150
20LPCV2425	20-300	.10-25	4-20mA	4.5mA	460	250
20LPCV2440	20-300	.10-40	4-20mA	4.5mA	460	625
20LPCV2475	20-300	.15-75	4-20mA	4.5mA	460	1000
20LPCV24110	20-300	.20-110	4-20mA	4.5mA	460	1500

Operating Temperature Range: -30°C to 80°C, Isolation Voltage: 2500 Vrms



**CPV**  
**Solid State Phase Control Module/Relay**  
 10-90Amp  
 120/240 Vac  
 0-5Vdc Phase Control

Models CPV120 and CPV240 solid state control modules provide control of the phased turn-on of a solid state relay, in response to the application of a 0-5 Vdc control signal. They must be used with Crydom Series 1 random turn-on solid state relays. Consult factory for wiring diagrams and about use with 480 Vac loads. For a complete set (control relay and solid state relay) order 10CPV120, 25CPV120, etc.

	Line Voltage Range Vrms	Load Current Range Arms	Logic Supply Voltage Vdc	Control Voltage Range Vdc	Surge Current 1-Cycle Apk	Crydom Solid State Relay (Incl.) Part No.
CPV120*	90-140	*	3.5-10	0-5	*	none
10CPV120	90-140	.04-10	3.5-10	0-5	120	D1210-10
25CPV120	90-140	.04-25	3.5-10	0-5	250	D1225-10
40CPV120	90-140	.04-40	3.5-10	0-5	625	D1240-10
CPV240*	180-280	*	3.5-10	0-5	*	none
10CPV240	180-280	.04-10	3.5-10	0-5	120	D2410-10
25CPV240	180-280	.04-25	3.5-10	0-5	250	D2425-10
50CPV240	180-280	.04-50	3.5-10	0-5	625	D2450-10
75CPV240	180-280	.04-75	3.5-10	0-5	1000	D2475-10
90CPV240	180-280	.04-90	3.5-10	0-5	1200	D2490-10

\* Control Module Only, Must be used with -10 (Series 1) DC input relay  
 Operating Temperature Range: -30°C to 80°C Isolation Voltage: 4000 Vrms



**RPC**  
**Solid State Proportional Control**  
 15-40Amp  
 120/240/480 Vac  
 Economical Potentiometer Control

The RPC series provides a cost effective method of controlling power in many different application such as heaters or incandescent lamps. A customer provided potentiometer is all that is required for control. All RPC products are supplied with KS100 protective cover.

	Line Voltage Range Vrms	Load Current Range Arms	Off-State Leakage mA	Potentiometer Resistance Ohms	Potentiometer Wattage W	Surge Current 1-Cycle Apk
RPC1215	90-130	.07-15	10	150K	1	150
RPC1225	90-130	.08-25	10	150K	1	250
RPC1240	90-130	.09-40	10	150K	1	625
RPC2415	200-240	.07-15	7	1 Meg	.5	150
RPC2425	200-240	.08-25	7	1 Meg	.5	250
RPC2440	200-240	.09-40	7	1 Meg	.5	625
RPC4815	400-480	.07-15	3	1 Meg	.5	150
RPC4825	400-480	.08-25	3	1 Meg	.5	250
RPC4840	400-480	.09-40	3	1 Meg	.5	625

Operating Temperature Range: -30°C to 80°C Isolation Voltage: 2500 Vrms (Load to baseplate only)  
 Note: Control to load is not isolated, exercise care in handling this product to avoid the risk of electric shock.



**PCV**  
**Solid State Analog Input Power Control Relays**  
 15-90Amp  
 120/240 Vac  
 SCR AC Switch Output

The PCV Series solid state proportional control relays are self contained power control relays integrating a complete phase fired logic control system and a solid state relay in the same standard package.

	Line Voltage Range Vrms	Load Current Range Arms	Off-State Leakage mA	Control Voltage Range Vdc	Control Current @ 5Vdc mA	Surge Current 1-Cycle Apk	
7PCV2415	100-240	.15-15	10	2-7	4	150	UL, CSA
7PCV2425	100-240	.15-25	15	2-7	4	250	UL, CSA
10PCV2415	100-240	.15-15	10	2-10	4	150	UL, CSA
10PCV2425	100-240	.15-25	15	2-10	4	250	UL, CSA
10PCV2450	100-240	.15-50	20	2-10	4	625	UL, CSA
10PCV2475	100-240	.15-75	20	2-10	4	1000	UL, CSA
10PCV2490	100-240	.15-90	20	2-10	4	1200	UL, CSA

Operating Temperature Range: -30°C to 80°C Isolation Voltage: 2500 Vrms



**MCTC**  
**Solid State Temperature Control Relay**

25-90Amp  
120/480 Vac  
AC Output

- Temperature Control/SSR in One Package
- Direct J or K Internally Compensated Thermocouple Input
- Four Heating Ranges Available with Burst Fire Control
- Setpoint is Adjustable by Voltage or 4-20mA Control
- Separate Output Enable/Disable Control
- SCR Based Output Load Switching
- Open Thermocouple Protection Feature
- One Refrigeration Range Available with Built-In 2 Minute Short-Cycle Protection

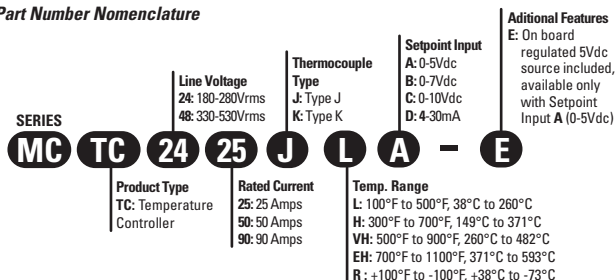
The Crydom MCTC is a unique self-contained state of the art basic Temperature Control Relay that combines all the necessary functions into one easy to set up and use standard size package. The MCTC is ideal for temperature control users that do not need multiple built-in options, displays, and functions that they will never use.

The MCTC requires only a single, non-regulated low current DC source, (10-32Vdc at 32mA max.), and a type J or K thermocouple, to be able to accurately control heater and cooling compressor loads up to 530Vac at 90A. The unit incorporates an internally compensated thermocouple input, 5 available temperature ranges including an inverse function refrigeration version, with adjustable setpoint using analog low voltage or 4-20mA inputs, separate output enable/disable control, and built in Crydom Solid State Relay technology for load control. With integrated zerocross burst firing, and proportional derivative control to avoid set-point overshoot, the unit also includes 2 LED status indicators for visual reference of operation and setpoint conditions.

	Line Voltage Range	Load Current Range	Thermocouple Type	Temp. Range °F	Setup Input Range	
	Vrms	Arms			Vdc	
MCTC2425JLA	24-280	.15-25	J	100 to 500	0-5	UL
MCTC2450JLA	24-280	.15-50	J	100 to 500	0-5	UL
MCTC2490JLA	24-280	.15-90	J	100 to 500	0-5	UL
MCTC2425JHB	24-280	.15-25	J	300 to 700	0-7	UL
MCTC2450JHB	24-280	.15-50	J	300 to 700	0-7	UL
MCTC2490JHB	24-280	.15-90	J	300 to 700	0-7	UL
MCTC2425JHC	24-280	.15-25	J	300 to 700	0-10	UL
MCTC2450JHC	24-280	.15-50	J	300 to 700	0-10	UL
MCTC2490JHC	24-280	.15-90	J	300 to 700	0-10	UL
MCTC4825JLA	48-530	.15-25	J	100 to 500	0-5	UL
MCTC4850JLA	48-530	.15-50	J	100 to 500	0-5	UL
MCTC4890JLA	48-530	.15-90	J	100 to 500	0-5	UL
MCTC4825JHB	48-530	.15-25	J	300 to 700	0-7	UL
MCTC4850JHB	48-530	.15-50	J	300 to 700	0-7	UL
MCTC4890JHB	48-530	.15-90	J	300 to 700	0-7	UL
MCTC4825JHC	48-530	.15-25	J	300 to 700	0-10	UL
MCTC4850JHC	48-530	.15-50	J	300 to 700	0-10	UL
MCTC4890JHC	48-530	.15-90	J	300 to 700	0-10	UL

Other ranges available

**Part Number Nomenclature**



**MCPC**  
**Solid State Proportional Control Relay**

25-90Amp  
120/480 Vac  
AC Output

- Phase Angle Control/SSR in One Package
- Low Voltage, Current or Potentiometer Control
- Output Status Indicator (Load Open, No Voltage)
- 0-100% Control Range
- Separate Output Enable/Disable Control
- SCR Based Output Load Switching
- Internal Snubber Network

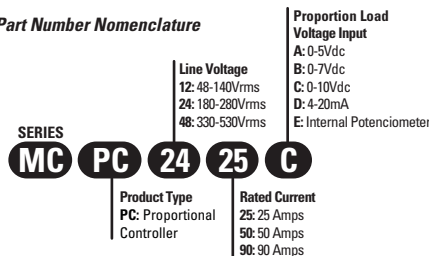
The Crydom MCPC series of Proportional Control Relays incorporate a complete phase-fired logic system and Solid State Relay in one small industry standard package. The MCPC uses microprocessor control relay logic, accepts a wide range input logic power supply, provides an output load status indicator, and five modes of analog control input along with an Enable/Disable control.

The MCPC does not require any calibration adjustment, is optically isolated to 4000Vrms, includes an internal snubber network, and is available in load ratings up to 90A and 530Vac. The Crydom MCPC series is particularly suited to applications such as tungsten lamp dimming, vibratory feeders, universal motor control, and resistive heating element control.

	Line Voltage Range	Load Current Range	Analog Input Range	
	Vrms	Arms	Vdc	
MCPC2425A	180-280	.15-25	0-5	UL
MCPC2450A	180-280	.15-50	0-5	UL
MCPC2490A	180-280	.15-90	0-5	UL
MCPC2425B	180-280	.15-25	0-7	UL
MCPC2450B	180-280	.15-50	0-7	UL
MCPC2490B	180-280	.15-90	0-7	UL
MCPC2425C	180-280	.15-25	0-10	UL
MCPC2450C	180-280	.15-50	0-10	UL
MCPC2490C	180-280	.15-90	0-10	UL
MCPC4825A	330-530	.15-25	0-5	UL
MCPC4850A	330-530	.15-50	0-5	UL
MCPC4890A	330-530	.15-90	0-5	UL
MCPC4825B	330-530	.15-25	0-7	UL
MCPC4850B	330-530	.15-50	0-7	UL
MCPC4890B	330-530	.15-90	0-7	UL
MCPC4825C	330-530	.15-25	0-10	UL
MCPC4850C	330-530	.15-50	0-10	UL
MCPC4890C	330-530	.15-90	0-10	UL

Other ranges available

**Part Number Nomenclature**





**MCS**  
**Solid State Soft-Start / Soft-Stop Control Relay**

25-90Amp  
120/480 Vac  
AC Output

- Soft-Start/Stop Control and SSR in One Package
- Microcontroller Based Technology
- Adjustable Ramp Rates
- Low Voltage, 4-20mA, or Potentiometer Control
- LED Status Indicator
- SCR Based Output Load Switching
- Built-In Internal Snubber

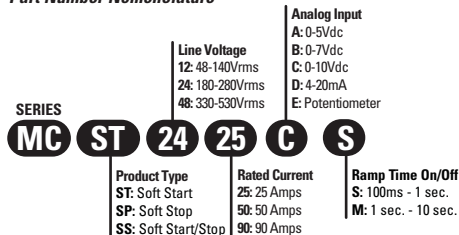
The MCST, MCSP and MCSS series of controls is designed to provide adjustable surge reducing soft-start and soft-stop control for any load which would benefit from a gradual application or shutdown of power, and provide Crydom SSR switching within one package.

The MCS Control Relays are available with either soft-start, or soft-stop functions separately, or as a combined soft-start/soft-stop control. With adjustable ramp times from 100ms to 10 seconds in two ranges, these controls are ideal for reducing starting current surges in motors, in preventing saturation when switching transformers, or in reducing reverse EMF surges when de-energizing large inductive loads. Incorporating 4000 volt isolation from input to output, the MCS series allows real time adjustment of the ramp rates from a remote source using analog voltage or current control. Once the desired ramp rate is set using the analog input, a simple digital signal applied to the ON/OFF control input will operate the control. The MCS is also available with a built-in potentiometer for use where remote or continuous adjustment is not needed.

Line Voltage Range	Load Current Range		Analog Input Range	Ramp Time On/Off	Type	UL
	Vrms	Arms				
180-280	.15-25	0-5	0-5	.1-1	Soft Start	UL
180-280	.15-50	0-5	0-5	.1-1	Soft Start	UL
180-280	.15-90	0-5	0-5	.1-1	Soft Start	UL
180-280	.15-25	0-7	0-7	1-10	Soft Stop	UL
180-280	.15-50	0-7	0-7	1-10	Soft Stop	UL
180-280	.15-90	0-7	0-7	1-10	Soft Stop	UL
180-280	.15-25	0-10	0-10	1-10	Soft Start/Stop	UL
180-280	.15-50	0-10	0-10	1-10	Soft Start/Stop	UL
180-280	.15-90	0-10	0-10	1-10	Soft Start/Stop	UL
300-530	.15-25	0-5	0-5	.1-1	Soft Start	UL
300-530	.15-50	0-5	0-5	.1-1	Soft Start	UL
300-530	.15-90	0-5	0-5	.1-1	Soft Start	UL
300-530	.15-25	0-7	0-7	1-10	Soft Stop	UL
300-530	.15-50	0-7	0-7	1-10	Soft Stop	UL
300-530	.15-90	0-7	0-7	1-10	Soft Stop	UL
300-530	.15-25	0-10	0-10	1-10	Soft Start/Stop	UL
300-530	.15-50	0-10	0-10	1-10	Soft Start/Stop	UL
300-530	.15-90	0-10	0-10	1-10	Soft Start/Stop	UL

Other ranges available

**Part Number Nomenclature**



**MCBC**  
**Solid State Burst Fire Control Relay**

25-90Amp  
120/480 Vac  
AC Output

- Burst Fire Control/SSR in One Package
- Low Voltage, Current, or Potentiometer Control
- Output Status Indicator (Load Open, No Voltage)
- 0-100% Control Range
- 2 Time Base Periods Available
- Separate Output Enable / Disable Control
- SCR Based Output Load Switching
- Internal Snubber Network Included

The Crydom MCBC series of Burst fire Controls, incorporate a complete burst Fire logic system and Solid State Relay in one small industry standard package. The MCBC uses microprocessor control relay logic, accepts a wide range input logic power supply, provides an output load status indicator, and five modes of analog input control along with an Enable / Disable control.

With 2 time base periods available, (10 and 20 AC cycles), the MCBC provides a smooth proportional control that minimizes electrical noise by utilizing zero-cross detection and switching, firing only complete AC cycles.

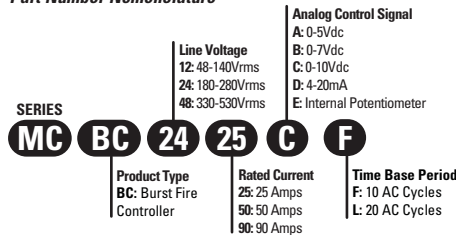
The MCBC does not require any calibration adjustment, is optically isolated up to 4000 Vrms, and is available in load rating up to 90 A and 530 Vac. In addition, specialized AC Phase Detection Circuitry allows the MCBC to be connected to only one side of the load, minimizing installation wiring.

The MCBC series is particularly suited to electrical heating applications where the electrical noise generated by typical phase angle controller can not be tolerated.

Line Voltage Range	Load Current Range		Analog Input Range	UL
	Vrms	Arms		
180-280	.15-25	0-5	0-5	UL
180-280	.15-50	0-5	0-5	UL
180-280	.15-90	0-5	0-5	UL
180-280	.15-25	0-7	0-7	UL
180-280	.15-50	0-7	0-7	UL
180-280	.15-90	0-7	0-7	UL
180-280	.15-90	0-7	0-7	UL
180-280	.15-25	0-10	0-10	UL
180-280	.15-50	0-10	0-10	UL
180-280	.15-90	0-10	0-10	UL
330-530	.15-25	0-5	0-5	UL
330-530	.15-50	0-5	0-5	UL
330-530	.15-90	0-5	0-5	UL
330-530	.15-25	0-7	0-7	UL
330-530	.15-50	0-7	0-7	UL
330-530	.15-90	0-7	0-7	UL
330-530	.15-25	0-10	0-10	UL
330-530	.15-50	0-10	0-10	UL
330-530	.15-90	0-10	0-10	UL

Other ranges available

**Part Number Nomenclature**



Control Relays



## I/O Modules

Industry Standard Packaging  
UL Recognized, CSA Certified,  
CE Compliant

Crydom offers a broad line of digital I/O modules and mounting boards. Designed for long, reliable service in demanding industrial environments, these modules provide optical isolation between logic-level control systems and external loads, such as motors, valves, solenoids, resistive heating elements, etc.. Output modules within the offer can switch loads up to 5 Amps at 24-280 VAC (Form A, SPST-NO, zero-crossing output), or up to 5A/3A at 100/200 VDC (Form A SPST-NO). Input modules provide digital feedback to the control system when the load is energized and are available with inputs up to 280Vac / 48 VDC, with either a 5 VDC or 24 VDC logic-level output.

## Mounting boards available

	Number of Modules					
	4	6	8	16	24	32
<b>0.6" Modules</b>	■		■	■	■	■
<b>M Series</b>			■	■	■	■
<b>SM Series</b>			■	■	■	■
<b>C4 Series</b>	■		■	■	■	■
<b>Quads</b>	■	■	■			

### 0.6" Modules

- AC Inputs for 24 V, 120 V, 240 V
- DC Inputs for 3.3 to 32 V, 10 to 48 V
- 4 kV Optical Isolation
- Plugs into 0.6" Mounting boards

### M Series

- AC Inputs for 24 V, 120 V, 240 V
- DC Inputs for 3.3 to 32 V, 10 to 48 V
- 4 kV Optical Isolation
- Plugs into M Series Mounting boards

### SM Series

- AC Inputs for 24 V, 120 V, 240 V
- DC Inputs for 3.3 to 32 V, 10 to 48 V
- 4 kV Optical Isolation
- Plugs into SM Series Mounting boards

### C4 Series

- Built-in LED Status Indicator
- Regulated Supply Voltage
- 4 kV Optical Isolation
- Replaceable 2 AG Type Fuse (output modules)
- Plugs into C4 Series Mounting boards

### Quads

- 4 Input Circuits per module
- AC Inputs for 24 V, 120 V, and 240 V
- DC Inputs for 4 to 32 V, 10 to 60 V
- 4kV Optical Isolation
- Plugs into mounting boards for quad-pack modules

## Terminology

**Control Voltage Range** - The range of voltage when applied across the SSR Input terminals, will maintain an ON condition across the Output terminals.

**Control Current** - Current drain on the control source at specified SSR input voltages and On/Off conditions.

**dv/dt** - Maximum rate of rise of voltage applied across the output terminals that the SSR can withstand without turning ON. A characteristic of thyristors used in AC SSRs.

**dv/dt Off State (Static)** - Specified as a minimum dv/dt withstand capability of SSRs in the off or blocking state.

**Form, Contact** - Contact or output configuration, as in Form A for Single Pole, Single Throw, Normally Open (SPST-NO)

**Holding Current** - The minimum load current required to maintain a thyristor in its conducting state.

**Input Current (Maximum)** - Current drain on the control source at specified SSR input voltages and On/Off conditions.

**Isolation Voltage** - The value of dielectric strength measured between the input and output, input to base, or output to base.

**LED** - Light Emitting Diode, commonly used for status indication on some models of SSRs and as the light source in a photocoupler .

**Line Voltage Range** - The range of voltages applied to the output, over which the SSR will continuously block or switch and otherwise perform as specified.

**Load Current Range** - The range of current applied to the output, over which the SSR will continuously block or switch and otherwise perform as specified.

**MOSFET** - Metal Oxide Semiconductor Field-Effect Transistor. The control electrode (gate) is generally isolated from the source electrode by a layer of silicon oxide. A voltage applied between the gate and the source will provide a current flow between the drain and the source.

**Normally Open (NO)** - A contact or SSR output that is open when no control power is present at the input (coil). This is a Form A device.

**Normally Closed (NC)** - A contact or SSR output that is closed when no control power is present at the input (coil). This is a Form B device.

**Off-State Voltage** - The maximum transient voltage that an SSR output can withstand without malfunction or damage.

**On-State Voltage (Maximum)** - The peak voltage that appears across the SSR output terminals at full rated load current.

**Phase Control** - Turn-On of a non-zero switching SSR (each half cycle), at a phase angle determined by the control signal source.

**Photocoupler/Isolator** - A combination of light-emitting diode and light-sensitive semiconductor used to transmit information optically while providing electrical isolation. Commonly used isolating element for coupling the control signal to the output in an SSR.

**Power Dissipation** - The maximum average power dissipation (Watts) resulting from the effective voltage drop (power loss) in the SSR output semiconductor.

**Rectifier** - Asemiconductor used to convert AC power to DC. It allows current to flow in one direction (forward) and prevents the flow of current in the opposite directions (reverse).

**SCR** - Silicon Controlled Rectifier. Unidirectional semiconductor of the thyristor family with latching properties.

**Snubber** - A resistor-capacitor combination placed across the SSR output terminals to reduce dv/dt and transients in thyristor circuits.

**Solid State Relay (SSR)** - Isolated On-Off switch composed of non-moving electrical parts (primarily semiconductors, transformers and passive components).

**Surge Current** - The maximum allowable SSR momentary current flow for a specific time duration. Typically specified as a peak value for one line cycle for AC.

**Thermal Resistance** - Expressed in degrees Celsius per watt (°C/W). This value defines the temperature gradient in the path between the power generated in the output SSR semiconductor and the final dissipating medium (heat sink/air).

**Thyristor** - A semiconductor bistable device comprising three or more junctions (PNPN, etc). The generic name for a family of gate controlled switches including SCRs and triacs.

**Triac** - Bidirectional semiconductor of the thyristor family. Performance is similar to that of an inverse pair of SCRs, triggered by a single gate electrode.

**Trigger** - To turn on an SCR or triac.

**Turn-Off Voltage (Must Release)** - The voltage applied to the SSR input at or below which the output must be in the Off-State (Normally-Open).

**Turn-On Voltage (Must Operate)** - The voltage applied to the SSR input at or above which the output must be in the on state (Normally-Open).