


3.5" SubCompact Board with Intel® Pentium® N4200/ Celeron® N3350 Processor SoC

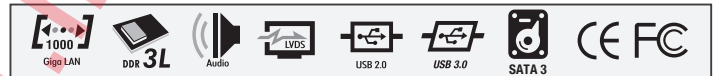


Features

- Intel® Pentium® N4200/ Celeron® N3350 Processor SoC
- DDR3L 1866 MHz SODIMM x 1, up to 8 GB
- VGA/LVDS1/LVDS2 (LVDS1 Co-design with eDP)
- SATA 6.0 Gb/s x 1, GPIO x 8
- USB 3.0 x 2, USB 2.0 x 8, COM x 12
- mSATA x 1 (Full size), Mini Card x 1 (Full size) with uSIM
- DC 12V Only, AT/ATX Mode

Specifications

System	
Form Factor	3.5" SubCompact Board
CPU	Intel® Pentium® N4200/ Celeron® N3350 Processor SoC
CPU Frequency	Up to 2.5 GHz
Chipset	Intel® Pentium® N4200/ Celeron® N3350 Processor SoC
Memory Type	DDR3L 1866MHz, SODIMM x 1
Max. Memory Capacity	Up to 8GB
BIOS	AMI
Wake on LAN	Yes
Watchdog Timer	255 Levels
Power Requirement	12V Only
Power Supply Type	AT/ ATX
Power Consumption (Typical)	Intel® N4200,DDR3L 1600MHz 8GB,1.61A@+12V
Dimension (L x W)	5.75" x 4" (146 mm x 101.7 mm)
Operating Temperature	32°F ~ 140°F (0°C ~ 60°C)
Storage Temperature	-40°F ~ 176°F (-40°C ~ 85°C)
Operating Humidity	0% ~ 90% relative humidity, non-condensing
MTBF (Hours)	126,000
Certification	CE/FCC
Display	
VGA/LCD Controller	Intel® Pentium® N4200/ Celeron® N3350 Processor SoC
Video Output	VGA/LVDS1 (Option: LVDS2/eDP)
Backlight inverter supply	Max 12V, 2A
I/O	
Ethernet	Realtek RTL-8111E, RJ-45 x 2
Audio	High Definition Audio Interface (Option 2W Amp)
USB Port	Rear I/O: USB 3.0 x 2 Internal: USB2.0 x 8
Serial Port	Rear I/O: COM x 2 (COM2 is RS-232/422/485) Internal: COM x 4 (Option to COM x 10) COM2-5 support 5V/12V/RI
Parallel Port	—
HDD Interface	SATA 3.0 x 1
FDD Interface	—
SSD	mSATA x 1 (Full, optional for mini-card)
Expansion Slot	Mini-card x 1 (Full size)
DIO	8-bit
SIM	Micro SIM x 1 (Option)
TPM	—
Touch	—



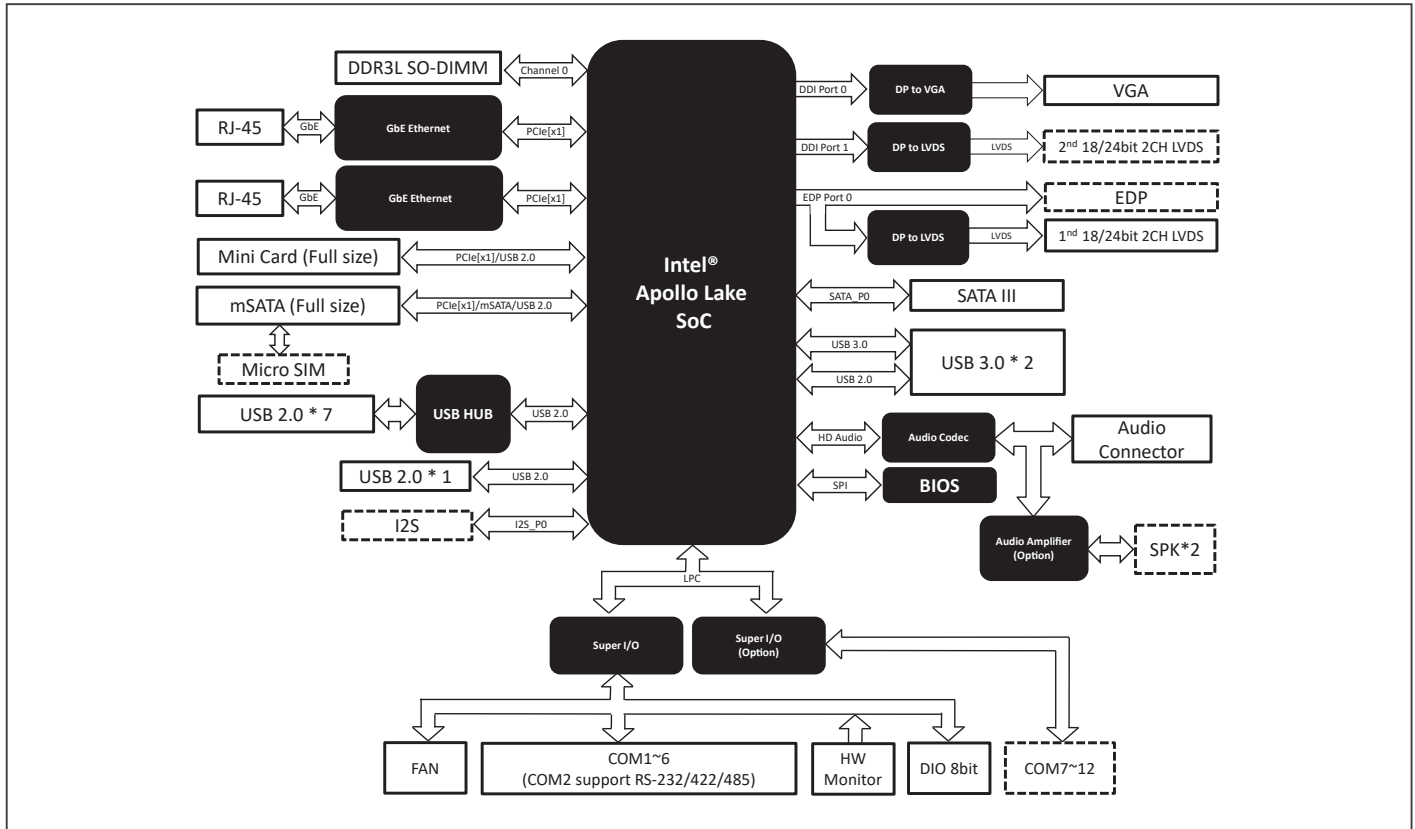
Packing List

- GENE-APL7

Optional Accessories

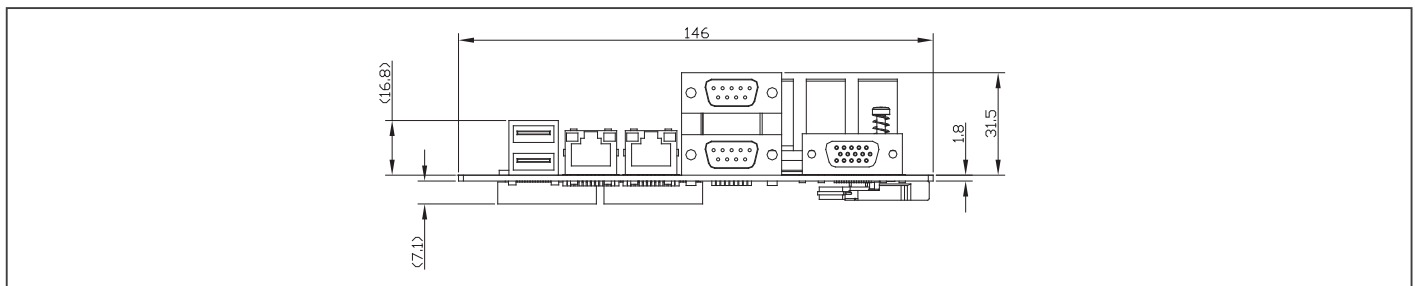
Part Number	Description	QTY
1700050207	(TF)USB CABLE.1*5P Pitch=1.25mm Housinh. 20cm. for PFM-945C	8
1701090150	(TF)Flat Cable.D-Sub 9(M).9P Housing.9P 1.25mm pitch Housing. 15cm	10
1709100254	(TF)PHONE JACK Cable. 3P AUDIO JACK. 1*10P 1.25mm HOUSING(F). 25cm	1
1702150155	(TF)Power Cable. 15P SATA(F). 2P 2.0mm Housing(PH). 15cm	1
170204010R	(TF)Power Cable. Double 4P 5.08mm Housing(M). 10cm	1
1709150151	(TF)CRT CABLE. 1*13P Pitch=1.25mm Housing. 15cm (VGA D-SUB connector co-layout with internal pin header by option)	1
GENE-APL7-HSK01	Heatsink	1

Block Diagram



Dimension

Unit: mm



Ordering Information

Part Number	CPU	Fan/Fanless	Display	LVDS	Storage	LAN	USB	RS-232	RS-232/422/485	Expansion Slot	Power	Power Temp	Others
GENE-APL7-A10-0001	N3350	w/o HS	VGA/LVDS	24bit, 2CH	SATA x 1 mSATA x 1 (full size)	GbE x 2	USB 3.0 x 2 USB 2.0 x 8	5	1	MiniCard x 1 (Full)	12V	0°C - 60°C	Audio, DIO x 8
GENE-APL7-A10-0002	N3350	w/o HS	VGA/LVDS/ LVDS2	24bit, 2CH	SATA x 1 mSATA x 1 (full size)	GbE x 2	USB 3.0 x 2 USB 2.0 x 8	11	1	MiniCard x 1 (Full)	12V	0°C - 60°C	Micro SIM, DIO x 8, Audio, 2W AMP