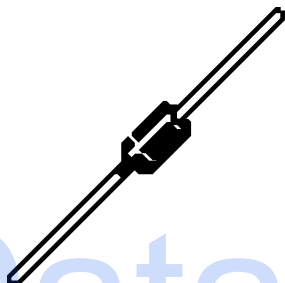


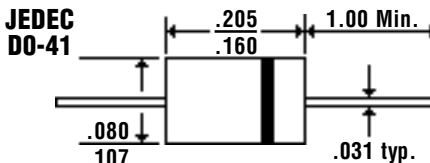
1.0 Amp GLASS PASSIVATED MINIATURE PLASTIC SILICON RECTIFIERS

1N4001G . . . 4007G Series

Description



Mechanical Dimensions



Features

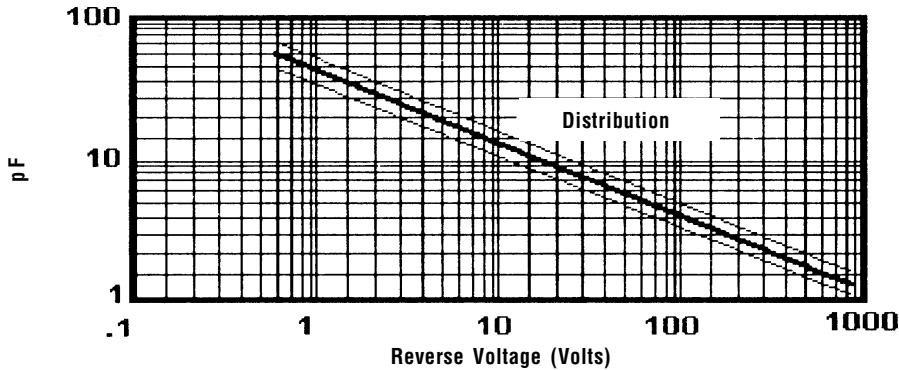
- GLASS PASSIVATED DIE
- LOW LEAKAGE
- DIFFUSED JUNCTION
- MEETS UL SPECIFICATION 94V-0

Electrical Characteristics @ 25°C.	1N4001G . . . 4007G Series							Units
Maximum Ratings	1N4001G	1N4002G	1N4003G	1N4004G	1N4005G	1N4006G	1N4007G	
Peak Repetitive Reverse Voltage... V_{RRM}	50	100	200	400	600	800	1000	Volts
RMS Reverse Voltage... $V_{R(rms)}$	35	70	140	280	420	560	700	Volts
DC Blocking Voltage... V_{DC}	50	100	200	400	600	800	1000	Volts
Average Forward Rectified Current... $I_{F(av)}$ $T_A = 75^\circ\text{C}$ (Note 3)			1.0			Amps
Non-Repetitive Peak Forward Surge Current... I_{FSM} @ Rated Current & Temp			30			Amps
Forward Voltage @ 1.0A... V_F			1.1			Volts
Working Peak Reverse Current... I_{PR} @ Full Cycle .375" Lead Length, $T_J = 75^\circ\text{C}$			30			μAmps
DC Reverse Current @ 25°C... I_R @ Rated DC Blocking Voltage @ 100°C			5.0			μAmps
Typical Junction Capacitance... C_J (Note 1)			15			pF
Typical Thermal Resistance... $R_{\theta JC}$ (Note 2)			50			$^\circ\text{C} / \text{W}$
Operating & Storage Temperature Range... T_J, T_{STRG}			-65 to 175			$^\circ\text{C}$

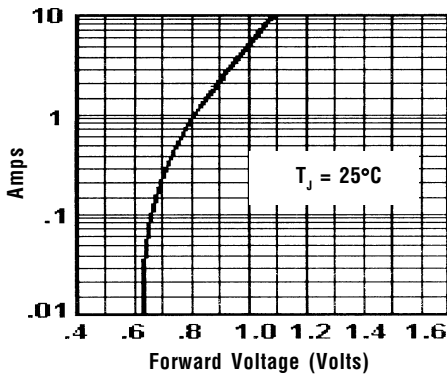
1.0 Amp GLASS PASSIVATED MINIATURE PLASTIC SILICON RECTIFIERS

1N4001G . . . 4007G Series

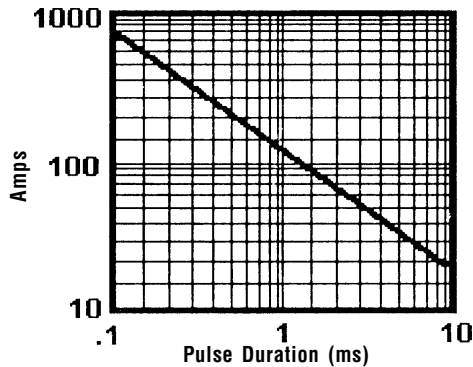
Typical Junction Capacitance



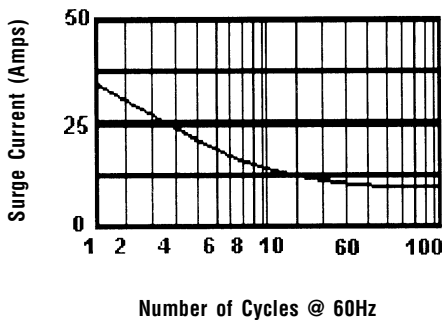
Typical Forward Characteristics



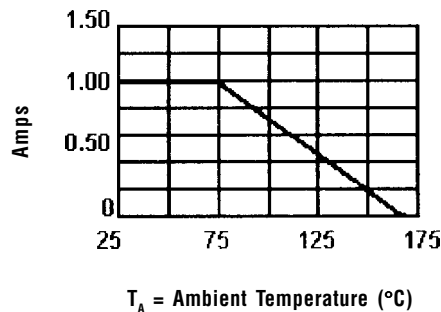
Peak Forward Surge Current



Maximim Non-Repetitive Surge Current



Forward Current Derating Curve



Ratings at 25 Deg. C ambient temperature unless otherwise specified.

Single Phase Half Wave, 60 HZ Resistive or Inductive Load.

For Capacitive Load, Derate Current by 20%.

- NOTES:**
1. Measured @ 1 MHz and applied reverse voltage of 4.0V.
 2. Thermal Resistance Junction to Ambient, Jedec Method.
 3. When Mounted to heat sink, from body.