

TSM-118-01-T-SV

**ELP**  
EXTENDED LIFE PRODUCT  
10 year Mixed Flowing Gas with 30µ" Gold  
2,500 cycles when mated with BCS  
2,500 cycles when mated with SSM

(2,54mm) .100"

TSM SERIES

# SMT .025" SQ POST HEADER

**Mates with:**

SSW, SSQ, SSM, BSW,  
ESW, ESQ, BCS, SLW,  
CES, HLE, IDSS, IDSD

**SPECIFICATIONS**

For complete specifications and recommended PCB layouts see [www.samtec.com?TSM](http://www.samtec.com?TSM)

**Insulator Material:**

Black Liquid  
Crystal Polymer  
**Terminal Material:**  
Phosphor Bronze

**Plating:**

Au or Sn over  
50µ" (1,27µm) Ni

**Operating Temp Range:**

-55°C to +105°C with Tin;  
-55°C to +125°C with Gold

**Voltage Rating:**

475 VAC -SV/-DV mated with  
BCS or SSM

**RoHS Compliant:**

Yes

**Lead-Free Solderable:**

Yes

**-DH/-SH Lead Coplanarity:**

(0,15mm) .006" max (02-36)

**-DV/-SV Lead Coplanarity:**

(0,10mm) .004" max (02-05)

(0,13mm) .005" max (06-10)

(0,15mm) .006" max (11-36)

AMBIENT TEMPERATURE	CURRENT RATING
20°C	7A
40°C	6A
60°C	4A
80°C	3A

**TSM** - **1** **NO. PINS PER ROW** - **LEAD STYLE** - **PLATING OPTION** - **ROW OPTION**

02 thru 36

**-01** = .230" (5,84mm) Post Height  
(Mates with SSW, BCS, SSM, IDSS, IDSD)

**-02** = .320" (8,13mm) Post Height  
(Mates with SSM -DH)

**-03** = .420" (10,67mm) Post Height  
(For Bottom Mount & Pass Through)

**-04** = .120" (3,05mm) Post Height  
(Mates with SLW, CES, HLE)

**-L** = 10µ" (0,25µm) Gold on post, Matte Tin on tail

**-SS** = 30µ" (0,76µm) Gold stripe on contact area, Gold flash to tip, Matte Tin on tail  
(-MT & lead styles -02, -03 & -04 N/A)  
(Mates only with SSW, BCS, SSM, SSQ, ESW, ESQ)

**-S** = 30µ" (0,76µm) Gold on post, Matte Tin on tail

**-T** = Matte Tin

Specify **-SS** for cost-effective heavy Gold where it counts!

Edge Mount available. Call Samtec.

**-SV**  
= Single Row Vertical Pin

**-DV**  
= Double Row Vertical Pin

**-SH**  
= Single Row Horizontal Pin

**-DH**  
= Double Row Horizontal Pin (Style -01, -02 or -03 only)

**-MT**  
= Mixed Technology Pin (Style -01, -02 or -03 only)

**APPLICATIONS**

SSM TSM


HORIZONTAL

**Note:** Other Gold plating options available. Contact Samtec.

**Note:** Some lengths, styles and options are non-standard, non-returnable.



Due to technical progress, all designs, specifications and components are subject to change without notice.

[WWW.SAMTEC.COM](http://WWW.SAMTEC.COM)



TSM-118-01-L-DH

TSM-115-01-T-SH-A



TSM-110-01-T-DV

## OTHER OPTIONS

### -A

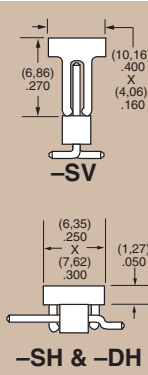
= Alignment Pin metal or plastic at Samtec discretion (Not available with -TV, TM or -MT) (02 positions min.) (N/A with -LC)

### -K

= (6,50mm) .256" DIA Polyimide Film Pick & Place Pad (-SH: 4 positions minimum without -TR; 2 & 3 positions available with -TR) (-DH: 4 positions minimum without -TR)

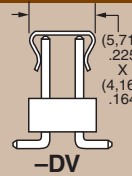
### -P

= Plastic Pick & Place Pad (-DV: 4 positions minimum without -TR; 2 & 3 positions available with -TR) (-SH: 4 positions minimum without -TR; 2 & 3 positions available with -TR) (-DH: 5 positions minimum without -TR) (-SV: 4 positions minimum without -TR; 2 & 3 positions available with -TR)



### -M

= Metal Pick & Place Pad (4 positions minimum without -TR) (2 & 3 positions available with -TR) Styles -01 & -04 only (N/A with -T plating)



### -TR

= Tape & Reel Packaging (-SV = 02-22 positions; 02 & 03 positions only available with -P) (-DV = 02-28 positions; 02 & 03 positions only available with -TR) (-SH = 02-30 positions; 02 position only available with -P) (-DH = 02-36 positions; 02 & 03 positions only available with -K and -P, 04 positions only with -P)

N/A with -MT, -TV or -TM

### -LC

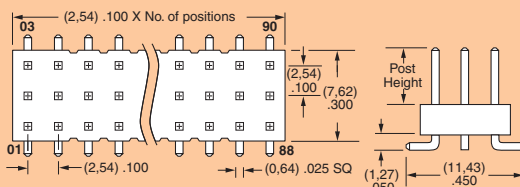
= Locking Clip (N/A with -TV or -TM) (3 positions min.) (N/A with -A) (Manual placement required)

- "XXX" = Polarized Position

### -TV

= Triple Row Vertical Surface Mount (Style -01 only)

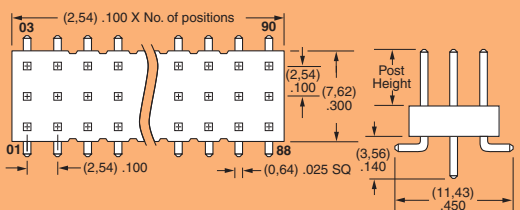
02 thru 30 positions only



### -TM

= Triple Row Vertical Mixed Technology (Style -01 only)

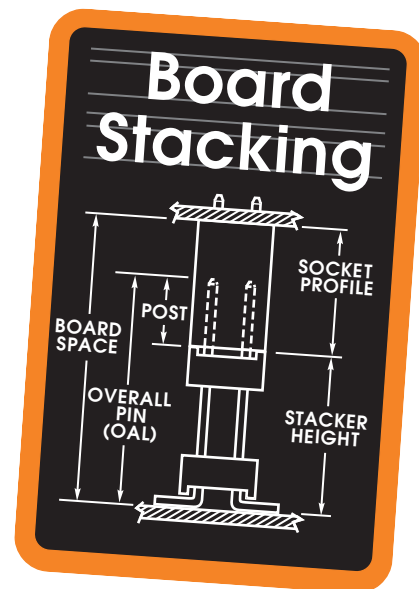
02 thru 30 positions only



**TAPE & REEL AVAILABILITY**  
No tooling charges. Minimum order is the lesser of a full reel quantity or 125 pieces. Order any quantity above minimum. In-house design, manufacture. Quick turn-around. Call Samtec for specifications and ordering information.

## APPLICATION SPECIFIC OPTIONS

Edge Mount and Locking Clips for -SV, Solder Locks for -DH and Shrouds for -DV. Call Samtec.



Due to technical progress, all designs, specifications and components are subject to change without notice.

[WWW.SAMTEC.COM](http://WWW.SAMTEC.COM)