

May 2008

(408) 432-1900
www.linear.com

Product Selection Guide

- Operational Amplifiers
- Data Converters
- Linear Regulators
- Switching Regulators
- μ Module DC/DC Converters
- Battery Chargers
- Hot Swap
- Interface
- Filters
- High Frequency
- Silicon Oscillators
- Comparators
- μ P Supervisor
- References

datasheet.Live



Amps, Refs, Filters, Comps	Amplifiers, References, Filters, Comparators, Oscillators, RMS-to-DC.....	2
	Amplifiers	2
	Op Amps Numeric Order.....	4
	Precision.....	10
	Precision Zero Drift.....	13
	Precision Low Bias Current.....	14
	Precision Rail-to-Rail.....	16
	Instrumentation.....	17
	High Speed.....	17
	High Speed ADC Drivers.....	21
Power Management	High Speed Voltage Feedback Amplifiers.....	22
	High Speed Current Feedback Amplifiers.....	24
	High Speed Low Power.....	25
	High Speed Rail-to-Rail.....	26
	Video RGB Amplifiers.....	27
	Video Multiplexer Products.....	27
	Video Difference Amplifiers.....	28
	Over-The-Top® Amplifiers.....	28
	Low Power (<1mA/Amplifier).....	28
	Single Supply.....	31
Data Conversion	Low Noise.....	35
	Low BIAS Current.....	39
	SOT-23 and DFN.....	42
	High Temperature Op Amps (–40°C to 125°C).....	44
	High Output Drive.....	45
	C-Load.....	46
	Special Function Amplifiers	
	Current Sense Amplifiers.....	50
	Programmable Gain Amplifiers.....	50
	Gain Selectable Amplifiers.....	50
Differential Amplifiers with Integrated Filter.....	50	
Interface	References	
	References.....	51
	High Temperature References.....	57
	References Plus Amplifier or Comparator.....	57
	Filters.....	57
	Comparators	
	High Speed Comparators.....	59
	Micropower Comparators.....	59
	Application Specific Comparators.....	60
	Silicon Oscillators.....	60
RMS-to-DC Conversion.....	60	
Power Management.....	61	
Linear Regulators (LDOs).....	64	
Switching Regulators.....	62	
Monolithic Buck (Step-Down).....	65	
High Voltage Monolithic Buck.....	68	
Micropower Buck.....	73	
Buck Controllers (Step-Down).....	70	
Micropower Buck Controllers.....	70	

PolyPhase® DC/DC Controllers.....	73
Active Bus Terminators.....	74
Digitally Programmable CPU Core Power.....	74
Monolithic Boost (Step-Up).....	75
Micropower Boost Regulators.....	77
Boost Controllers (Step-Up).....	78
Inverters.....	79
Multiple Output Step-Down.....	80
Multiple Output Boost/Inverters.....	82
Buck-Boost.....	82
SEPIC.....	83
CCFL Backlight and LCD Bias.....	84
Xenon Photo Flash and Supercapacitor Chargers.....	86
High Temperature Power Supplies.....	88
Digital Power DC/DC Controllers.....	88
Power Management ICs, (PMICs).....	89
µModule™ DC/DC Converters.....	91
Charge Pump DC/DC Converters.....	92
Step-Up, Inverting.....	92
Step-Down & Buck Boost.....	92
Unregulated & GaAs FET Supplies.....	93
LED Drivers.....	85
Boost LED Drivers.....	85
Charge Pump LED Drivers.....	85
Buck High Current LED Drivers.....	85
High Current LED Drivers for Photo Flash/Torch Lighting.....	85
Ultralow Noise Regulators.....	87
Battery Chargers (All).....	93
Battery Chargers with Power Managers.....	96
Battery Chargers PMICs.....	96
Battery Charger Support Functions.....	97
Battery Chargers - 4.1V Float Voltage.....	97
Power Control.....	98
PowerPath™ Controllers.....	98
High Side Switches and MOSFET Drivers.....	98
PCMCIA Switches.....	99
Bridge Drivers.....	99
Controllers for Isolated Supplies.....	99
24V/48V DC/DC Controllers.....	99
Optocoupler Driver.....	101
PWM Controllers.....	101
Offline Controllers/Power Factor Correction.....	101
Hot Swap™ (ALL).....	102
High Voltage Hot Swap.....	103
Low Voltage Hot Swap.....	104
PCI Hot Swap.....	105
PoE Controllers.....	105
System Monitoring and Control.....	105
µP Supervisor.....	105
Pushbutton Controllers.....	107
Trackers and Sequencers.....	107
Power Monitors.....	108

Data Conversion.....	109
ADCs (All).....	110
General Purpose ADCs.....	115
High Speed ADCs.....	117
No Latency Delta-Sigma™ ADCs.....	119
DACs (All).....	121
High Speed DACs.....	123
Voltage Output DACs.....	123
Current Output DACs.....	126
Special Function DACs.....	126
Mixed Signal Modules.....	127
MUXes and Switches.....	127
Interface.....	128
RS232.....	129
RS422/RS485.....	130
SIM Interface.....	131
Multiprotocol.....	131
Multiprotocol Kits.....	132
I²C and Bus Buffers.....	132
High Frequency.....	133
RF Power Detectors.....	134
Upconverting & Downconverting Mixers.....	134
Quadrature Modulators & Demodulators.....	135
Power Amplifier Controllers.....	135
High Speed ADC Drivers II.....	136
VCSEL Laser Diode Driver.....	136
Radiation Hardened (RH).....	138
Reference Material.....	140
General Information.....	141
Application Notes.....	143
Design Notes.....	151
Package Cross Reference.....	155
Top Markings.....	158
Package Rail and Reel Counts.....	168
Thermal Resistance Table.....	170
Data Conversion Values.....	171
Standard 1% and 5% Resistor Values.....	171
Passive Suppliers.....	172
Complete Product Index.....	173

NOTES

Regarding 1K Quantity Pricing: Price shown is unit price (lowest cost package version) when purchased in quantities of 1000.

TRADEMARKS

LT, LTC, LTM, Burst Mode, OPTI-LOOP, Over-The-Top and PolyPhase are registered trademarks of Linear Technology Corporation. Adaptive Power, Bat-Track, Bits-to-Nits, BodeCAD, C-Load, DirectSense, Easy Drive, FilterCAD, FilterView, Hot Swap, LTBiCMOS, LTCMOS, LinearView, µModule, Micropower SwitcherCAD, Multimode Dimming, No Latency ΔΣ, No Latency Delta-Sigma, No R_{SENSE}, Operational Filter, PanelProtect, PowerPath, PowerSOT, SafeSlot, SmartStart, SNEAK-A-BIT, SoftSpan, Stage Shedding, Super Burst, SwitcherCAD, ThinSOT, TimerBlox, Triple Mode, True Color PWM, UltraFast and VLDO are trademarks of Linear Technology Corporation. All other trademarks are the property of their respective owners.

Linear Technology High Performance Analog ICs

<p>Amplifiers (Op Amps)</p> <p>Page 4</p>	<p>Battery Chargers</p> <p>Page 93</p>	<p>Charge Pump DC/DC Converters</p> <p>Page 92</p>	<p>Comparators</p> <p>Page 59</p>	<p>Controllers for Isolated Supplies</p> <p>Page 99</p>	<p>Data Conversion</p> <p>Page 109</p>
<p>Filters</p> <p>Page 57</p>	<p>High Frequency</p> <p>Page 133</p>	<p>Hot Swap Controllers</p> <p>Page 102</p>	<p>Interface</p> <p>Page 128</p>	<p>Linear Regulators (LDOs)</p> <p>Page 64</p>	<p>μModule DC/DC Converters</p> <p>Page 91</p>
<p>Power Control</p> <p>Page 98</p>	<p>References</p> <p>Page 51</p>	<p>RMS-to-DC</p> <p>Page 60</p>	<p>Silicon Oscillators</p> <p>Page 60</p>	<p>Switching Regulators</p> <p>Page 62</p>	<p>System Monitor and Control</p> <p>Page 105</p>
<p>PowerPath Controllers High Side Switches and MOSFET Drivers PCMCIA Switches Bridge Drivers</p>	<p>Wireless Communications RF Power Control High Speed ADC Drivers Optical Communications</p>	<p>Hot Swap Controllers Power Over Ethernet</p>	<p>RS232, RS485, CAN, SIM Multiprotocol I²C/SMBus Buffers</p>	<p>24V/48V DC/DC Controllers PWM Controllers Offline Controllers and PFC</p>	<p>ADCs DACs MUXes and Switches</p>

Amps, Refs,
Filters, Comps

Power
Management

Data
Conversion

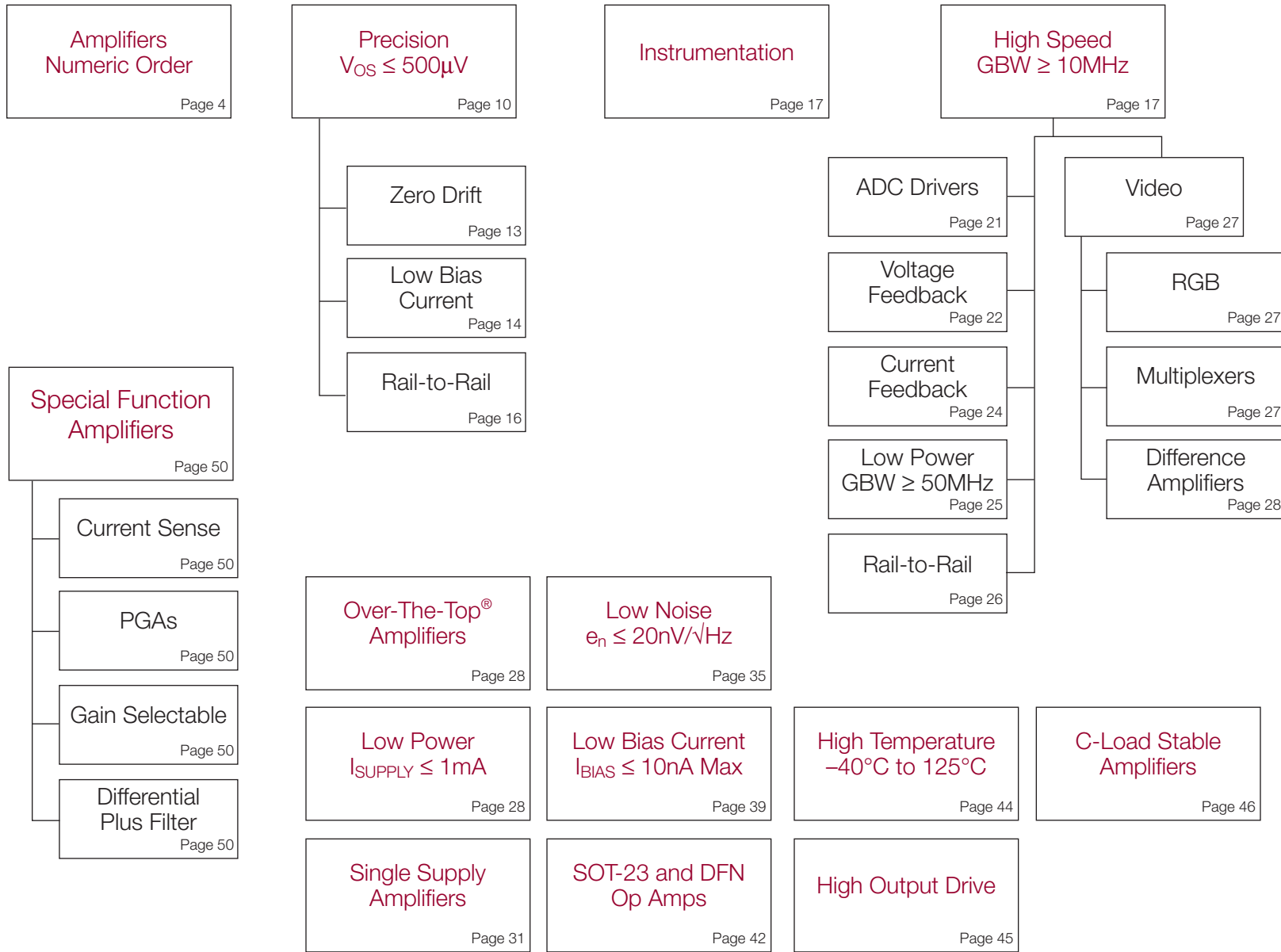
Interface

High
Frequency

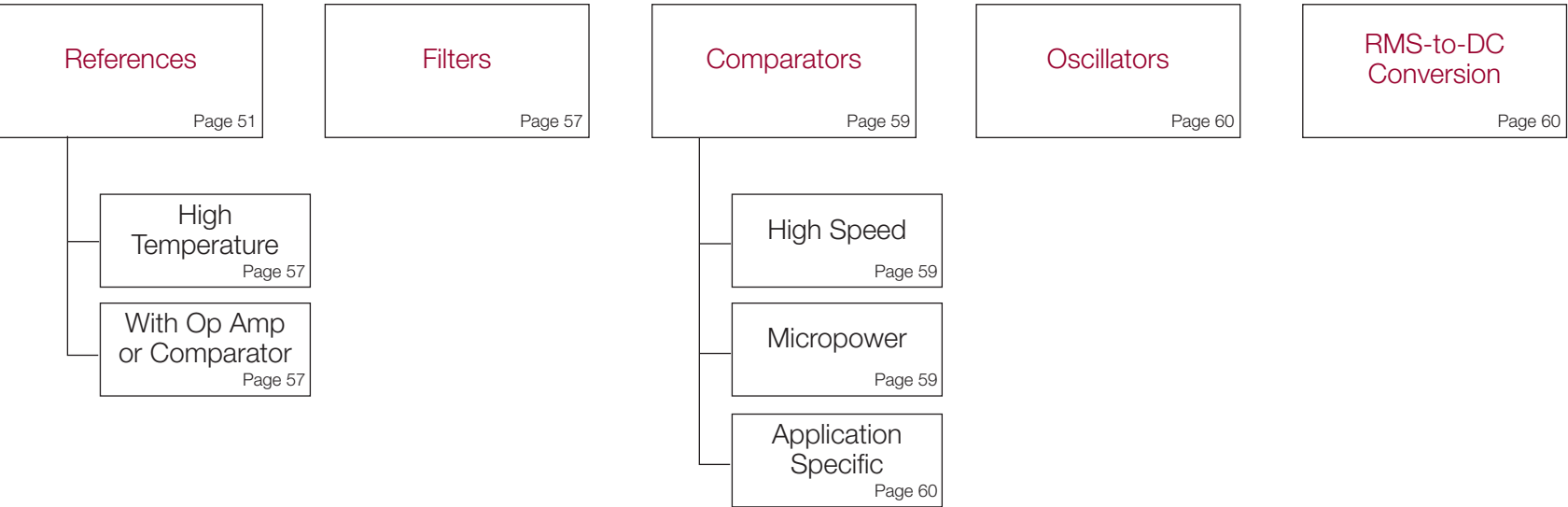
Reference
Material

Amps, Refs, Filters, Comps
 Power Management
 Data Conversion
 Interface
 High Frequency
 Reference Material

Amplifiers



References, Filters, Comparators, Oscillators, RMS-to-DC



AMPLIFIERS NUMERIC ORDER

Amps, Refs, Filters, Comps
AMPS, NUMERIC
Power Management
Data Conversion
Interface
High Frequency
Reference Material

† Part Number	Amplifiers Per Package	V _{OS} Max 25°C (μV)	TC of V _{OS} Max (μV/°C)	I _{BIAS} Max 25°C (nA)	GBW Typ 25°C (MHz)	Slew Rate Typ 25°C (V/μs)	Settle Time to 0.1% Typ 25°C (ns)	A _{VO} L Typ 25°C (V/mV)	E _{NOISE} Typ 25°C (nV/√Hz)	I _{NOISE} Typ 25°C (pA/√Hz)	I _{OUT} Min 25°C (mA)	I _{SUPPLY} Max 25°C (mA)	V _{SUPPLY} Min (V)	V _{SUPPLY} Max (V)	Rail-to-Rail I/O ⁽¹⁾	Package	C-Load Stable (pF)	Type ⁽²⁾	Av Min Stable Typ 25°C (V/V)	Price 1K Qty
LT1001	1	25	0.6	2	0.8	0.25		800	9.6	0.1	12	2.5	6	44		DIP-8/SO-8	20000	VFB	1	\$1.65
LT1002	2	60	0.9	3	0.8	0.25		800	9.6	0.1	12	2.5	6	44		DIP-14	20000	VFB	1	\$2.85
LT1006	1	50	1.3	15	0.6	0.4		2500	22	0.07	6.5	0.52	4	44	ss	DIP-8/SO-8	10	VFB	1	\$1.55
LT1007	1	25	0.6	35	8	2.5		20000	2.5	0.04	18.3	4	4	44		DIP-8/SO-8	100	VFB	1	\$1.90
LT1008	1	120	1.5	0.1	1	0.2		2000	14	0.02	1.3	0.6	4	40		DIP-8/SO-8	600	VFB	1	\$2.95
LT1010	1	150000		250000	30	200		1000	20		150	9	4.5	44		DIP-8/T-5/DFN-10	330000	BUF	1	\$2.40
LT1012	1	25	0.6	0.1	1	0.2		2000	14	0.02	1.3	0.5	2.4	40		DIP-8/SO-8	1000	VFB	1	\$1.60
LT1013	2	150	2	20	0.8	0.4		8000	22	0.07	6.5	0.5	4	44	ss	SO-8/DIP-8	100	VFB	1	\$1.90
LT1014	4	150	2	20	0.8	0.4		8000	22	0.07	6.5	0.5	4	44	ss	DIP-14/SOW-16	100	VFB	1	\$3.45
LT1022	1	250	5	0.05	8.5	26	900	400	14	0.0018	6	7	8	40		DIP-8	100	JFET	1	\$2.80
LT1024	2	50	1.5	0.12	1	0.2		2000	14	0.02	10 Typ	0.6	4	40		DIP-14	1000	VFB	1	\$4.75
LT1028	1	40	0.8	90	75	15		30000	0.85	1	18.3	9.5	8	44		DIP-8/SO-8/SOW-16	300	VFB	2	\$4.75
LT1037	1	25	0.6	35	60	15		20000	2.5	0.4	18.3	4.3	8	44		DIP-8/SO-8	100	VFB	5	\$1.90
LT1055	1	700	12	0.05	4.5	12	600	400	15	0.0018	30 Typ	4	8	40		DIP-8/SO-8	100	JFET	1	\$1.90
LT1056	1	800	12	0.05	5.5	14	400	400	15	0.0018	30 Typ	7	8	40		DIP-8/SO-8	100	JFET	1	\$1.90
LT1057	2	450	10	0.05	5	14	600	350	13	0.0015	20 Typ	2.5	8	40		DIP-8/SO-8/SOW-16	8000	JFET	1	\$2.45
LT1058	4	600	15	0.05	5	14	600	350	13	0.0015	20 Typ	2.5	8	40		DIP-14/SOW-16	8000	JFET	1	\$4.20
LT1077	1	40	1.6	9	0.23	0.08		1000	27	0.065	5.5	0.06	2.2	44	ss	DIP-8/SO-8	1500	VFB	1	\$1.60
LT1078	2	70	1.8	8	0.2	0.07		1000	28	0.06	5.5	0.05	2.2	44	ss	DIP-8/SO-8	1800	VFB	1	\$2.70
LT1079	4	100	1.8	8	0.2	0.07		1000	28	0.06	5.5	0.05	2.2	44	ss	DIP-14/SOW-16	1800	VFB	1	\$3.40
LT1097	1	50	1.2	0.25	0.7	0.2		2500	14	0.008	5.75	0.56	2	40		DIP-8/SO-8	10000	VFB	1	\$1.75
LT1101	1	160	2	8	0.37	0.1			43	0.06	5.5	0.13	1.8	44		DIP-8/SOW-16	30000	IA	10	\$4.75
LT1102	1	600	8	0.04	3.5	30	1800		19	1.5	6	5	18	40		DIP-8	50000	IA	10	\$4.75
LT1112	2	60	0.5	0.25	0.75	0.3		5000	14	0.0008	5.5	0.4	2	40		DIP-8/SO-8	All	VFB	1	\$2.35
LT1113	2	1500	1.5	0.45	5.6	3.9		4800	4.5	0.01	12	6.25	9	40		DIP-8/SO-8	10000	JFET	1	\$3.15
LT1114	4	60	1.1	0.25	0.75	0.3		5000	14	0.008	5.5	0.4	2	40		DIP-14/SO-16	All	VFB	1	\$4.40
LT1115	1	200	8.5 Typ	380	70	15		20000	0.9	1.2	18.3	11.5	8	44		DIP-8/SOW-16	4000	VFB	1	\$2.90
LT1122	1	600	18	0.075	14	80	340	500	14	0.002	19.1	10	20	40		DIP-8/SO-8	500	JFET	1	\$2.45
LT1124	2	70	1	20	12.5	4.5		17000	2.7	0.3	6.25	2.75	8	44		DIP-8/SO-8	15	VFB	1	\$3.50
LT1125	4	90	1	20	12.5	4.5		17000	2.7	0.3	6.25	2.75	8	44		DIP-14/SOW-16	15	VFB	1	\$5.70
LT1126	2	70	1	20	65	11		17000	2.7	0.3	6.25	3.1	8	44		SO-8/DIP-8	15	VFB	10	\$3.50
LT1127	4	90	1	20	65	11		17000	2.7	0.3	6.25	3.1	8	44		DIP-14/SOW-16	15	VFB	10	\$5.70
LT1128	1	40	0.8	90	20	6		30000	0.85	1	18.3	9.5	8	44		DIP-8/SO-8	500	VFB	1	\$4.75
LT1167	1	40	0.3	0.35	1	1.2	14000		7.5	0.124	20	1.3	4.6	40		DIP-8/SO-8	1000	IA	1	\$3.20
LT1168	1	40	0.3	0.25	0.4	0.5	30000		10	0.074	20	0.53	4.6	40		DIP-8/SO-8	1000	IA	1	\$3.70
LT1169	2	2000	50	0.02	5.3	4.2		4500	6	0.001	12	6.5	9	40		DIP-8/SO-8	1000	VFB	1	\$3.85
LT1178	2	70	3	5	0.085	0.04		2500	49	0.00001	5.5	0.017	2	44	ss	DIP-8/SO-8/SOW-16	2500	VFB	1	\$2.95
LT1179	4	100	0.3	5	0.085	0.04		2500	49	0.00001	5.5	0.017	2	44	ss	DIP-14/SOW-16	2500	VFB	1	\$3.70
LT1187	1	10000	13 Typ	2000	50	165	100	5.5	65	1.5	21.3	16	4	18		DIP-8/SO-8	10	VIDEO	2	\$2.90
LT1189	1	3000	13 Typ	2000	180	220	1000	14	30	1.25	21.3	16	4	18		DIP-8/SO-8	10	VIDEO	10	\$2.90
LT1190	1	10000	16 Typ	2500	50	450	140	22	50	4	50	38	4	18		DIP-8/SO-8	10	VFB	1	\$1.70
LT1191	1	5000	8 Typ	2500	90	450	110	45	25	4	50	38	4	18		DIP-8/SO-8	30	VFB	1	\$1.70
LT1192	1	2500	2 Typ	2500	350	450	90	180	9	4	50	38	4	18		DIP-8/SO-8	50	VFB	5	\$1.70
LT1193	1	12000	20 Typ	3500	80	500	180	17	50	4	64	40	4	18		DIP-8/SO-8	30	VIDEO	2	\$2.90
LT1194	1	6000	6 Typ	3500	350	500	200		15	4	64	40	4	18		DIP-8/SO-8	50	VIDEO	10	\$2.90
LT1195	1	8000	12 Typ	2000	50	165	220	11	70	2	20	16	4	18		DIP-8/SO-8	10	VFB	1	\$1.70
LT1203	1	30000	10 Typ	5000	150	300	85	1			4.5	14	9	36		DIP-8/SO-8	100	VIDEO	1	\$1.50
LT1204	1	14000	19 Typ		95	1000	70		7	1.5	35	24	9	36		DIP-16/SOW-16	4000	VIDEO	1	\$4.80
LT1205	2	30000	10 Typ	5000	150	300	85	1			4.5	14	9	36		SO-16	100	VIDEO	1	\$2.60
LT1206	1	10000	20 Typ		66	900			3.6	2	250	30	10	36		DDPAK-7/DIP-8/SO-8/TO-220	10000	CFA	1	\$3.40
LT1207	2	10000	20 Typ		66	900			3.6	2	250	30	10	36		SO-16	10000	CFA	1	\$6.90
LT1208	2	3000	7 Typ	8000	45	400	90	7	22	1.1	24	9	8	36		DIP-8/SO-8	All	VFB	1	\$4.25
LT1209	4	3000	7 Typ	8000	45	400	90	7	22	1.1	24	9	8	36		DIP-14/SO-16	All	VFB	1	\$6.65

† Primary Sort Column

AMPLIFIERS NUMERIC ORDER

† Part Number	Amplifiers Per Package	V _{OS} Max 25°C (μV)	TC of V _{OS} Max (μV/°C)	I _{BIAS} Max 25°C (nA)	GBW Typ 25°C (MHz)	Slew Rate Typ 25°C (V/μs)	Settle Time to 0.1% Typ 25°C (ns)	A _{VOL} Typ 25°C (V/mV)	E _{NOISE} Typ 25°C (nV/√Hz)	I _{NOISE} Typ 25°C (pA/√Hz)	I _{OUT} Min 25°C (mA)	I _{SUPPLY} Max 25°C (mA)	V _{SUPPLY} Min (V)	V _{SUPPLY} Max (V)	Rail-to-Rail I/O ⁽¹⁾	Package	C-Load Stable (pF)	Type ⁽²⁾	Av Min Stable Typ 25°C (V/V)	Price 1K Qty
LT1210	1	15000	35 Typ		66	900			3	2	1100	50	8	36		DDPAK-7/SO-16/TO-220	10000	CFA	1	\$6.40
LT1211	2	150	1.5	100	13	7	900	560	12	0.2	20	1.8	2.5	36	ss	DIP-8/SO-8	8000	VFB	1	\$2.85
LT1212	4	275	3	125	13	7	900	560	12	0.2	20	1.8	2.5	36	ss	DIP-14/SO-16	8000	VFB	1	\$5.10
LT1213	2	150	1.5	160	28	8.5	500	850	10	0.2	30	3.8	2.5	36	ss	DIP-8/SO-8	1000	VFB	1	\$2.85
LT1214	4	275	3	200	28	8.5	500	250	10	0.2	30	3.8	2.5	36	ss	DIP-14/SO-16	1000	VFB	1	\$5.10
LT1215	2	300	2.5	500	23	30	250	150	12	0.5	30	6.6	2.5	36	ss	DIP-8/SO-8	1000	VFB	1	\$2.85
LT1216	4	450	5	600	23	30	250	600	12	0.5	30	6.6	2.5	36	ss	DIP-14/SO-16	1000	VFB	1	\$5.10
LT1217	1	3000			10	500	280	177	6.5	0.7	50	2	10	36		DIP-8/SO-8	5000	CFA	1	\$3.20
LT1218	1	90	3	70	0.3	0.1		1000	33	0.09	5	0.42	2	36	yes	SO-8/DIP-8	1000	VFB	1	\$4.75
LT1218L	1	90	3	70	0.3	0.1		1000	33	0.09	5	0.42	2	16	yes	SO-8/DIP-8	1000	VFB	1	\$2.90
LT1219	1	90	3	70	0.15	0.05		1000	33	0.09	5	0.42	2	36	yes	SO-8/DIP-8	100000	VFB	1	\$4.75
LT1219L	1	90	3	70	0.15	0.05		1000	33	0.09	5	0.42	2	16	yes	SO-8/DIP-8	100000	VFB	1	\$2.90
LT1220	1	1000	8 Typ	300	45	250	75		17	2	24	10.5	5	36		SO-8/DIP-8	100000	VFB	1	\$3.40
LT1221	1	1000	8 Typ	300	150	250	90	100	6	2	24	10.5	5	36		SO-8/DIP-8	1000	VFB	4	\$3.30
LT1222	1	300	8 Typ	300	500	200	75	200	3	2	24	10.5	5	36		SO-8/DIP-8	1000	VFB	10	\$3.40
LT1223	1	3000			100	1000	75	5000	33	2.2	50	10	5	36		SO-8/DIP-8	1800	CFA	1	\$2.85
LT1224	1	2000	7 Typ	8000	45	400	90		22	1.5	24	9	5	36		SO-8/DIP-8	1000	VFB	1	\$2.85
LT1225	1	1000	7 Typ	8000	150	400	90	20	7.5	1.5	24	9	5	36		SO-8/DIP-8	1000	VFB	5	\$2.85
LT1226	1	1000	7 Typ	8000	1000	400	100	150	2.6	1.5	24	9	5	36		SO-8/DIP-8	1000	VFB	25	\$2.85
LT1227	1	10000	10 Typ		140	1100	50		3.2	1.7	30	15	4	36		DIP-8/SO-8	2000	CFA	1	\$2.40
LT1228	1	5000	9 Typ	1000	100	500	45		20	1.4	30	15	4	36		DIP-8/SO-8	2000	CFA	1	\$3.75
LT1229	2	10000	6 Typ		100	700	45		3.2	1.4	30	9.5	4	36		DIP-8/SO-8	2000	CFA	1	\$3.75
LT1230	4	10000	6 Typ		100	700	45		3.2	1.4	30	9.5	4	36		DIP-14/SO-14	2000	CFA	1	\$7.00
LT1251	1	5000	13.5 Typ	30000	40	300	65		2.7	1.5	30	17	5	36		DIP-14/SO-14	100	CFA	1	\$5.85
LT1252	1	15000			250	250		1.5	3	1.5	30	18	4	28		DIP-8/SO-8	100	CFA	1	\$1.70
LT1253	2	15000			250	250		1.5	3	1.5	30	11	4	28		DIP-8/SO-8	100	CFA	1	\$2.45
LT1254	4	15000			250	250		1.5	3	1.5	30	11	4	28		SO-14/DIP-14	100	CFA	1	\$4.40
LT1256	1	5000	13.5 Typ		40	300	65		2.7	1.5	30	17	5	36		DIP-14/SO-14	100	CFA	1	\$5.85
LT1259	2	12000	5 Typ		130	1600	75	3.98	3.6	1.3	30	7.5	4	36		DIP-14/SO-14	1000	CFA	1	\$2.45
LT1260	3	12000	5 Typ		130	1600	75	3.98	3.6	1.3	30	7.5	4	36		DIP-16/SO-16	1000	CFA	1	\$2.60
LT1351	1	600	8	50	3	200	700	80	14	0.5	30	0.33	5	36		SO-8/MS-8/DIP-8	All	VFB	1	\$2.45
LT1352	2	600	8	50	3	200	700	80	14	0.5	30	0.33	5	36		SO-8	All	VFB	1	\$3.80
LT1353	4	600	8	50	3	200	700	80	14	0.5	30	0.33	5	36		SO-14	All	VFB	1	\$6.70
LT1354	1	800	8	300	12	400	230	36	10	0.6	30	1.25	5	36		SO-8/DIP-8	All	VFB	1	\$2.30
LT1355	2	800	8	300	12	400	230	36	10	0.6	25	1.25	5	36		SO-8/DIP-8	All	VFB	1	\$3.80
LT1356	4	800	8	300	12	400	230	36	10	0.6	25	1.25	5	36		SO-16/DIP-14	All	VFB	1	\$6.45
LT1357	1	600	8	500	25	600	115	65	8	0.8	24	2.5	5	36		SO-8/DIP-8	All	VFB	1	\$2.45
LT1358	2	600	8	500	25	600	115	65	8	0.8	24	2.5	5	36		SO-8/DIP-8	All	VFB	1	\$3.90
LT1359	4	600	8	500	25	600	115	65	8	0.8	24	2.5	5	36		SO-16/SO-14/DIP-14	All	VFB	1	\$6.50
LT1360	1	1000	12	1000	50	800	60	9	9	0.9	26	4.8	3	36		SO-8/DIP-8	All	VFB	1	\$2.20
LT1361	2	1000	12	1000	50	800	60	9	9	0.9	26	4.8	5	36		SO-8/DIP-8	All	VFB	1	\$3.40
LT1362	4	1000	12	1000	50	800	60	9	9	0.9	26	4.8	5	36		SO-16/DIP-14	All	VFB	1	\$6.00
LT1363	1	1500	13	2000	70	1000	50	9	9	1	50	7.5	3	36		SO-8/DIP-8	All	VFB	1	\$2.40
LT1364	2	1500	13	1000	70	1000	60	9	9	1	50	7.2	3	36		SO-8/DIP-8	All	VFB	1	\$3.70
LT1365	4	1500	13	2000	70	1000	50	9	9	1	50	7.2	3	36		DIP-14/SO-16	All	VFB	1	\$6.45
LT1366	2	475	6	35	0.4	0.13	30000	2000	29	0.07	30	0.52	2	36	yes	DIP-8/SO-8	1000	VFB	1	\$3.50
LT1367	4	800	6	35	0.4	0.13	30000	2000	29	0.07	30	0.52	2	36	yes	SO-14	1000	VFB	1	\$6.10
LT1368	2	475	6	35	0.16	0.065		2000	29	0.07	30	0.52	2	36	yes	DIP-8/SO-8	100000	VFB	1	\$3.45
LT1369	4	800	6	35	0.16	0.065		2000	29	0.07	30	0.52	2	36	yes	SO-14	100000	VFB	1	\$6.10
LT1395	1	10000	15		400	800	25		4.5	6	80	6.5	3	12.6		SO-8/SOT23-5/SOT23-6	1000	CFA	1	\$1.30
LT1396	2	10000	15		400	800	25		4.5	6	80	6.5	3	12.6		DFN-8/MS-8/SO-8	1000	CFA	1	\$1.95
LT1397	4	10000	15		400	800	25		4.5	6	80	6.5	3	12.6		DFN-14/SO-14/SSOPN-16	1000	CFA	1	\$2.75

† Primary Sort Column

AMPS, NUMERIC

Power Management

Data Conversion

Interface

High Frequency

Reference Material

Amps, Refs, Filters, Comps



AMPLIFIERS NUMERIC ORDER

Amps, Refs,
Filters, Comps
AMPS, NUMERIC

Power
Management

Data
Conversion

Interface

High
Frequency

Reference
Material

† Part Number	Amplifiers Per Package	V _{OS} Max 25°C (μV)	TC of V _{OS} Max (μV/°C)	I _{BIAS} Max 25°C (nA)	GBW Typ 25°C (MHz)	Slew Rate Typ 25°C (V/μs)	Settle Time to 0.1% Typ 25°C (ns)	A _{VOL} Typ 25°C (V/mV)	E _{NOISE} Typ 25°C (nV/√Hz)	I _{NOISE} Typ 25°C (pA/√Hz)	I _{OUT} Min 25°C (mA)	I _{SUPPLY} Max 25°C (mA)	V _{SUPPLY} Min (V)	V _{SUPPLY} Max (V)	Rail-to-Rail I/O ⁽¹⁾	Package	C-Load Stable (pF)	Type ⁽²⁾	Av Min Stable Typ 25°C (V/V)	Price 1K Qty
LT1398	2	10000	15		300	800	25		4.5	6	80	6.5	3	12.6		SO-16	1000	CFA	1	\$2.25
LT1399	3	10000	15		300	800	25		4.5	6	80	6.5	3	12.6		SSOPN-16/SO-16	1000	CFA	1	\$2.45
LT1399HV	3	10000	15		300	800	25		4.5	6	80	7	3	15.5		SO-16	1000	CFA	1	\$3.05
LT1413	2	150	2	15	0.95	0.3		1400	23	0.02	2	0.45	3	22	ss	DIP-8/SO-8	100	VFB	1	\$2.00
LT1457	2	450	10	0.05	1.7	4		350	13	0.0015	6	3	9	40		DIP-8/SO-8	10000	JFET	1	\$2.35
LT1462	2	800	20	0.002	0.175	0.13		600	76	0.0005	13	0.045	10	40		DIP-8/SO-8	1000	JFET	1	\$2.50
LT1463	4	800	20	0.002	0.125	0.13		600	76	0.0005	13	0.045	10	40		DIP-14/SO-14	1000	JFET	1	\$4.30
LT1464	2	800	20	0.002	1	0.9		1000	24	0.0004	6.65	0.2	10	40		DIP-8/SO-8	1000	JFET	1	\$2.50
LT1465	4	800	20	0.002	1	0.9		900	24	0.0004	6.65	0.2	10	40		DIP-14/SO-14	1000	JFET	1	\$4.30
LT1466L	2	390	7	14	0.12	0.04		1500	45	0.05	10	0.075	2	16	yes	DIP-8/SO-8	300	VFB	1	\$4.15
LT1467L	4	390	7	14	0.12	0.04		1500	45	0.05	10	0.075	2	16	yes	SO-16	300	VFB	1	\$7.20
LT1468	1	75	2	40	90	22	760	9000	5	0.6	15	5	6	36		DIP-8/SO-8	300	VFB	1	\$2.95
LT1469	2	125	3	40	90	22	760	2000	5	0.6	15	5.2	6	36		DIP-8/SO-8	300	VFB	1	\$4.95
LT1490A	2	500	4	8	0.18	0.06	35000	1500	50	0.015	15	0.055	2	44	yes	DFN-8/DIP-8/MS-8/SO-8	300	VFB	1	\$1.75
LT1491A	4	1000	4	8	0.18	0.06	35000	1500	50	0.015	15	0.055	2	44	yes	DIP-14/SO-14/DFN-16	300	VFB	1	\$3.00
LT1492	2	180	3	100	4.5	1.8	2600	350	16.5	0.14	20	0.55	2.1	36	ss	SO-8/DIP-8	150	VFB	1	\$3.45
LT1493	4	130	3	100	4.5	1.8	2600	350	16.5	0.14	20	0.55	2.1	36	ss	SO-16	150	VFB	1	\$6.40
LT1494	1	375	2	1	0.0027	0.001		500	185	0.01	0.7	0.0015	2.1	36	yes	DIP-8/MS-8/SO-8	8000	VFB	1	\$1.65
LT1495	2	375	2	1	0.0027	0.001		500	185	0.01	0.7	0.0015	2.1	36	yes	DIP-8/SO-8	1000	VFB	1	\$2.45
LT1496	4	375	2	1	0.0027	0.001		500	185	0.01	0.7	0.0015	2.1	36	yes	DIP-14/SO-14	1000	VFB	1	\$3.25
LT1497	2	10000	10		59	900	50	10	3	2	125	7	4	36		SO-8/SO-16	2000	CFA	1	\$3.35
LT1498	2	475	2.5	650	10.5	4.5		3800	12	0.3	12.5	2.2	2.2	36	yes	DIP-8/SO-8	30000	VFB	1	\$2.96
LT1499	4	475	2.5	650	10.5	4.5		3800	12	0.3	12.5	2.2	2.2	36	yes	SO-14	30000	VFB	1	\$5.60
LT1630	2	525	5.5	1000	30	9.2	520	3500	6	0.9	20	4.4	2.6	36	yes	DIP-8/SO-8	300	VFB	1	\$2.96
LT1631	4	525	5.5	1000	30	9.2	520	3500	6	0.9	20	4.4	2.6	36	yes	SO-14	300	VFB	1	\$5.60
LT1632	2	1350	15	2200	45	27	400	2000	12	1.6	20	5.2	2.6	36	yes	DIP-8/SO-8	10	VFB	1	\$3.05
LT1633	4	1350	15	2200	45	27	400	2000	12	1.6	20	5.2	2.6	36	yes	SO-14	10	VFB	1	\$5.70
LT1635	1	1300	7	4.5	0.175	0.045		450	50	0.05	20	0.2	1.1	14	out	DIP-8/SO-8	1000	VFB	1	\$1.75
LT1636	1	225	5	8	0.2	0.07	40000	2000	52	0.035	12	0.055	2.6	44	yes	DFN-8/DIP-8/MS-8/SO-8	10000	VFB	1	\$1.45
LT1637	1	350	3	50	1	0.35	9000	800	27	0.08	15	0.25	1.8	44	yes	DFN-8/DIP-8/MS-8/SO-8	2000	VFB	1	\$1.45
LT1638	2	600	6	50	1.2	0.38	10000	1500	20	0.3	15	0.23	2.2	44	yes	DFN-8/DIP-8/MS-8/SO-8	6000	VFB	1	\$1.95
LT1639	4	600	6	50	1.075	0.38	10000	1500	20	0.3	15	0.23	2.2	44	yes	DIP-14/SO-14	6000	VFB	1	\$3.30
LT1672	1	375	2	1	0.012	0.005		500	185	0.01	0.7	0.002	2.1	36	yes	DIP-8/MS-8/SO-8	10000	VFB	5	\$1.65
LT1673	2	375	2	1	0.012	0.005		500	185	0.01	0.7	0.002	2.1	36	yes	DIP-8/SO-8	10000	VFB	5	\$2.45
LT1674	4	375	2	1	0.012	0.005		500	185	0.01	0.7	0.002	2.1	36	yes	DIP-14/SO-14	10000	VFB	5	\$3.25
LT1675	3	40000		30000	250	1100		50	14	5.2	12.6					SSOPN-16	5	VIDEO	2	\$1.95
LT1675-1	1	40000		30000	250	1100		50	14	5.2	12.6					MS-8/SO-8	5	VIDEO	2	\$1.95
LT1677	1	60	1.5	20	7.2	2.5	5000	19000	3.2	0.3	25	3.5	2.5	44	yes	DIP-8/SO-8	1000	VFB	1	\$2.15
LT1678	2	100	3	20	20	6		3000	3.9	0.3	15	3.4	3	36	yes	SO-8	500	VFB	1	\$2.50
LT1679	4	100	3	20	20	6		3000	3.9	0.3	15	3.4	3	36	yes	SO-14	500	VFB	1	\$3.85
LT1722	1	400	7	300	200	70	91	17	3.8	1.2	35	4.5	4.6	12.6		SO-8/SOT23-5	100	VFB	1	\$0.88
LT1723	2	400	7	300	200	70	91	17	3.8	1.2	35	4.5	4.6	12.6		MS-8/SO-8	100	VFB	1	\$1.15
LT1724	4	400	7	300	200	70	91	17	3.8	1.2	35	4.5	4.6	12.6		SO-14	100	VFB	1	\$2.19
LT1739	2	5000	10 Typ	4000	200	600		6.3	8	0.8	500	13.5	8	27		DFN-12/TSSOP-20	30	VFB	10	\$3.55
LT1782	1	800	5	15	0.2	0.07	45000	1500	50	0.05	20	0.055	2.2	18	yes	SOT23-5/SOT23-6	10000	VFB	1	\$1.10
LT1783	1	800	5	80	1.25	0.42	12000	1500	20	0.14	20	0.3	2.2	18	yes	SOT23-5/SOT23-6	3000	VFB	1	\$1.10
LT1784	1	3500	15	500	2.5	2.1	3700	1000	25	0.3	20	0.75	2	18	yes	SOT23-5/SOT23-6	1000	VFB	1	\$1.00
LT1787	1	75	2								0.05 Typ	0.12	2.5	36		SO-8/MS-8		CSA		\$2.05
LT1787HV	1	75	2								0.05 Typ	0.12	2.5	60		SO-8/MS-8		CSA		\$2.90
LT1789-1	1	100	0.7	40	0.06	0.026	240000		48	0.062	2.2	0.095	2.2	36	out	SO-8	600	IA	1	\$3.20
LT1789-10	1	160	0.7	40	0.025	0.026	190000		52	0.062	2.2	0.095	2.2	36	out	SO-8	2000	IA	10	\$3.20
LT1792	1	600	10	0.8	5.6	3.4		4800	4.2	0.01	12	5.2	10	40		DIP-8/SO-8	10000	JFET	1	\$2.25
LT1793	1	800	13	0.01	4.2	3.4		4500	6	0.0008	12	5.2	10	40		DIP-8/SO-8	10000	JFET	1	\$2.25
LT1794	2	5000	10 Typ	4000	200	600		12.5	8	0.8	500	13.5	8	36		SOW-20/TSSOP-20	30	VFB	10	\$4.95

† Primary Sort Column

MS-8, MS-10 = MSOP; SSOPN = Narrow SSOP; SSOPW = Wide SSOP; SOW = Wide SO

AMPLIFIERS NUMERIC ORDER

† Part Number	Amplifiers Per Package	V _{OS} Max 25°C (μV)	TC of V _{OS} Max (μV/°C)	I _{BIAS} Max 25°C (nA)	GBW Typ 25°C (MHz)	Slew Rate Typ 25°C (V/μs)	Settle Time to 0.1% Typ 25°C (ns)	A _{VO} L Typ 25°C (V/mV)	E _{NOISE} Typ 25°C (nV/√Hz)	I _{NOISE} Typ 25°C (pA/√Hz)	I _{OUT} Min 25°C (mA)	I _{SUPPLY} Max 25°C (mA)	V _{SUPPLY} Min (V)	V _{SUPPLY} Max (V)	Rail-to-Rail I/O ⁽¹⁾	Package	C-Load Stable (pF)	Type ⁽²⁾	Av Min	Price
																			Stable Typ 25°C (V/V)	1K Qty
LT1795	2	13000	29 Typ		65	900		2.51	3.6	2	500	34	10	36		SOW-20/TSSOP-20	1000	CFA	1	\$4.95
LT1797	1	1500	20	300	10	2.25	1600	1000	20	0.15	25	1.5	2.1	12.6	yes	SOT23-5	10000	VFB	1	\$1.00
LT1800	1	350	5	250	80	25	250	85	8.5	1	20	2	2.3	12.6	yes	SO-8/SOT23-5	1000	VFB	1	\$1.30
LT1801	2	350	5	250	80	25	250	85	8.5	1	20	2	2.3	12.6	yes	DFN-8/MS-8/SO-8	1000	VFB	1	\$1.95
LT1802	4	350	5	250	80	25	250	85	8.5	1	20	2	2.3	12.6	yes	SO-14	1000	VFB	1	\$3.50
LT1803	1	2000	35	750	83	100	350	60	21	2.5	20	3	2.3	12.6	yes	SO-8/SOT23-5	1000	VFB	1	\$1.30
LT1804	2	2000	35	750	83	100	350	60	21	2.5	20	3	2.3	12.6	yes	DFN-8/SO-8	1000	VFB	1	\$1.95
LT1805	4	2000	35	750	85	100	350	60	21	2.5	20	3	2.3	12.6	yes	SO-14	1000	VFB	1	\$3.50
LT1806	1	550	5	4000	325	125	60	220	3.5	1.5	35	13	2.5	12.6	yes	SO-8/SOT23-6	1000	VFB	1	\$2.10
LT1807	2	550	5	4000	325	125	60	220	3.5	1.5	35	13	2.5	12.6	yes	MS-8/SO-8	1000	VFB	1	\$3.40
LT1809	1	2500	25	8000	160	300	27	80	16	5	45	17	2.5	12.6	yes	SO-8/SOT23-6	1000	VFB	1	\$1.75
LT1810	2	2500	25	8000	160	300	27	80	16	5	45	17	2.3	12.6	yes	MS-8/SO-8	1000	VFB	1	\$2.65
LT1812	1	1500	15	4000	100	750	30	3	8	1	40	3.6	2.5	12.6		SO-8/SOT23-5/SOT23-6	100	VFB	1	\$0.88
LT1813	2	1500	15	4000	100	750	30	3	8	1	40	3.6	2.5	12.6		MS-8/SO-8/DFN-8	100	VFB	1	\$0.99
LT1813HV	2	1500	15	4000	100	750	30	3	8	1	40	4	2.5	13.5		SO-8	100	VFB	1	\$1.19
LT1814	4	1500	15	4000	100	750	30	3	8	1	40	3.6	2.5	12.5		SO-14/SSOPN-16	100	VFB	1	\$1.95
LT1815	1	1500	15	8000	220	1500	15	3	6	1.3	50	7.8	4	12.6		SO-8/SOT23-5/SOT23-6	10	VFB	1	\$0.88
LT1816	2	1500	15	8000	220	1500	15	3	6	1.3	50	7.8	2.5	12.6		DFN-8/MS-8/MS-10/SO-8	10	VFB	1	\$1.50
LT1817	4	1500	15	8000	220	1500	15	3	6	1.3	50	7	2.5	12.6		SO-14/SSOPN-16	10	VFB	1	\$2.05
LT1818	1	1500	15	8000	400	2500	10	2.5	6	1.2	40	10	3.5	12.6		SO-8/SOT23-5	20	VFB	1	\$0.95
LT1819	2	1500	15	8000	400	2500	10	2.5	6	1.2	40	10	3.5	12.6		MS-8/SO-8	20	VFB	1	\$1.60
LT1880	1	150	1.2	0.9	1.1	0.55	10000	1600	13	0.07	1	1.9	2.4	40	out	SOT23-5	1000	VFB	1	\$1.75
LT1881	2	50	0.8	0.2	1	0.35	30000	1600	14	0.03	5	0.9	2.4	40	out	DIP-8/SO-8	1000	VFB	1	\$2.75
LT1882	4	80	0.8	0.5	1	0.35	30000	1600	14	0.3	5	0.9	2.4	40	out	SO-14	1000	VFB	1	\$4.85
LT1884	2	50	0.8	0.4	2	0.9	10000	1600	9.5	0.05	15	0.9	2.4	40	out	DIP-8/SO-8	500	VFB	1	\$2.75
LT1885	4	80	0.8	0.9	2	0.9	10000	1600	9.5	0.05	15	0.9	2.4	40	out	SO-14	500	VFB	1	\$4.85
LT1886	2	4000	17	4000	700	200	50	12	6	2	200	8.25	4	13.2		SO-8	1000	VFB	10	\$2.80
LT1920	1	125	1	2	0.8	1.2	50000	20	7.5	0.124	20	1.3	4.6	40		DIP-8/SO-8	1000	IA	1	\$3.05
LT1969	2	4000	17	4000	700	200	50	12	6	2	200	8.25	4	13.2		MS-10	1000	VFB	10	\$2.95
LT1970	1	600	10	600	3.6	1.6	8000	150	15	3	500	13	5	36		TSSOP-20	10000	VFB	1	\$4.95
LT1990	1	5200	22		0.1	0.55	45000		1000		6	0.18	2.4	36	yes	SO-8	3000	SGA	1	\$1.35
LT1991	1	50	1	5	0.56	0.12	42000	46	8	0.11	2.4	40	40	yes	MS-10/DFN-10	100	SGA	1	\$1.39	
LT1993-10	1	6500	100 Typ		700	1100	4		1.7		40	112	4	5.5		QFN-16	5	DIFF	10	\$2.95
LT1993-2	1	6500			800	1100	4		3.5		40	112	4	5.5		QFN-16	5	DIFF	2	\$2.95
LT1993-4	1	6500	100 Typ		900	1100	4		2.15		40	112	4	5.5		QFN-16	5	DIFF	4	\$2.95
LT1994	1	2000	13.3 Typ	45000	70	65	90	100	3	2.5	45	18.5	2.375	12.6	out	MS-8/DFN-8	25	DIFF	1	\$1.65
LT1995	1	5000	26	600 Typ	24	1000	100		14		70	8.5	2.5	36		MS-10/DFN-10	200	SGA	1	\$1.89
LT1996	1	50	1	5	0.56	0.12	85000		18		8	0.11	2.7	36	yes	MS-10/DFN-10	100	SGA	1	\$1.39
LT2078	2	70	1.8	8	0.2	0.07	10000	1000	28	0.02	5.5	0.05	2.3	44	ss	SO-8	300	VFB	1	\$3.50
LT2079	4	110	3	8	0.2	0.07	10000	1000	28	0.02	5.5	0.05	2.3	44	ss	SO-14	300	VFB	1	\$5.95
LT2178	2	70	1.8	5	0.06	0.025		700	49	0.01	5.5	0.018	2.2	44	ss	SO-8	200	VFB	1	\$3.50
LT2179	4	100	3	5	0.06	0.025		700	49	0.01	5.5	0.018	2.2	44	ss	SO-14	200	VFB	1	\$6.30
LT5514	1			20000	850		500				33	148	4.75	5.25	ss	TSSOP-20		DIFF/PGA	11.2	\$5.20
LT5524	1			30000	540		500				17	75	4.75	5.25	ss	TSSOP-20		DIFF/PGA	2.8	\$4.40
LT5554	1				1000				1.4		40	190	4.75	5.25		5x5 QFN-32		DIFF/PGA	1.6	C.F.
LT6000	1	750	5	5	0.05	0.015		65	75	0.025	4 Typ	0.016	1.8	18	yes	DFN-6	800	VFB	1	\$0.80
LT6001	2	600	5	5	0.05	0.015		65	75	0.025	2	0.016	1.8	18	yes	MS-8/DFN-10	800	VFB	1	\$1.25
LT6002	4	750	5	5	0.05	0.015		65	75	0.025	2	0.016	1.8	18	yes	SSOP-16/DFN-16	800	VFB	1	\$2.00
LT6003	1	500	5	0.09	0.002	0.0008		500	325	0.012	2	0.001	1.6	16	yes	SOT23-5/DFN-4	900	VFB	1	\$0.72
LT6004	2	500	5	0.09	0.002	0.0008		500	325	0.012	2	0.001	1.6	16	yes	DFN-8/MS-8	900	VFB	1	\$1.10
LT6005	4	650	5	0.09	0.002	0.0008		500	325	0.012	2	0.001	1.6	16	yes	DFN-16/TSSOP-16	900	VFB	1	\$1.75
LT6010	1	35	0.8	0.11	0.33	0.09	45000	2000	14	0.1	1	0.15	2.7	40	out	DFN-8/SO-8	500	VFB	1	\$1.10

† Primary Sort Column

Amplifiers, Refs, Filters, Comps
AMPs, NUMERIC

Power Management

Data Conversion

Interface

High Frequency

Reference Material



MS-8, MS-10 = MSOP; SSOPN = Narrow SSOP; SSOPW = Wide SSOP; SOW = Wide SO

AMPLIFIERS NUMERIC ORDER

Amps, Refs, Filters, Comps
AMP5, NUMERIC
Power Management
Data Conversion
Interface
High Frequency
Reference Material

† Part Number	Amplifiers Per Package	V _{OS} Max 25°C (μV)	TC of V _{OS} Max (μV/°C)	I _{BIAS} Max 25°C (nA)	GBW Typ 25°C (MHz)	Slew Rate Typ 25°C (V/μs)	Settle Time to 0.1% Typ 25°C (ns)	A _{VO} L Typ 25°C (V/mV)	E _{NOISE} Typ 25°C (nV/√Hz)	I _{NOISE} Typ 25°C (pA/√Hz)	I _{OUT} Min 25°C (mA)	I _{SUPPLY} Max 25°C (mA)	V _{SUPPLY} Min (V)	V _{SUPPLY} Max (V)	Rail-to-Rail I/O ⁽¹⁾	Package	C-Load Stable (pF)	Type ⁽²⁾	Av Min Stable Typ 25°C (V/V)	Price 1K Qty
LT6011	2	60	0.8	0.3	0.33	0.09	45000	2000	14	0.1	1	0.15	2.4	40	out	DFN-8/SO-8/MS-8	500	VFB	1	\$1.65
LT6012	4	60	0.8	0.3	0.33	0.09	45000	2000	14	0.1	1	0.15	2.4	40	out	SO-14/SSOPN-16	500	VFB	1	\$2.95
LT6013	1	35	0.8	0.25	1.6	0.2	20000	2000	9.5	0.15	8	0.165	2.7	40	out	DFN-8/SO-8	500	VFB	5	\$1.10
LT6014	2	60	0.8	0.4	1.6	0.2	20000	2000	9.5	0.15	8	0.165	2.7	40	out	DFN-8/SO-8	500	VFB	5	\$1.65
LT6100	1	300	3	10000	0.15	0.05	15000				8	0.13	4.1	48	out	DFN-8/MS-8		CSA		\$1.18
LT6105	1	300	0.5 Typ	25000	0.1		5000				1	0.3	2.85	36	in	DFN-6/MS-8		CSA		\$0.99
LT6106	1	250	1 Typ	40	0.2						1	0.095	2.7	36		SOT23-5		CSA		\$0.82
LT6200	1	1000	24	40000	165	50	140	200	0.95	2.2	60	23	2.5	12.6	yes	SO-8/SOT23-6	1000	VFB	1	\$2.15
LT6200-10	1	1000	24	40000	1600	450		200	0.95	2.2	60	23	2.5	12.6	yes	SO-8/SOT23-6	1000	VFB	10	\$1.50
LT6200-5	1	1000	24	40000	800	250		200	0.95	2.2	60	23	2.5	12.6	yes	SO-8/SOT23-6	1000	VFB	5	\$1.50
LT6201	2	1000	24	40000	165	50	140	200	0.95	2.2	60	23	2.5	12.6	yes	DFN-8/SO-8	1000	VFB	1	\$3.65
LT6202	1	500	24	7000	100	25	78	200	1.9	0.75	30	3.5	2.5	12.6	yes	SO-8/SOT23-5	1000	VFB	1	\$1.45
LT6203	2	500	24	7000	100	25	78	200	1.9	0.75	30	3.5	2.5	12.6	yes	DFN-8/MS-8/SO-8	1000	VFB	1	\$2.45
LT6204	4	500	24	7000	100	25	78	200	1.9	0.75	30	3.5	2.5	12.6	yes	SO-14/SSOPN-16	1000	VFB	1	\$4.50
LT6205	1	4500	18	30000	100	600	25	133	9	4	25	5.6	3	12.6	out	SOT23-5	1000	VFB	1	\$0.88
LT6206	2	4500	18	30000	100	600	25	133	9	4	25	5.6	3	12.6	out	MS-8	1000	VFB	1	\$1.05
LT6207	4	4500	18	30000	100	600	25	133	9	4	25	5.6	3	12.6	out	SSOPN-16	1000	VFB	1	\$1.55
LT6210	1	6000			200	700	20		6.5	4.5	75	8.3	3	13.2	out	SOT23-6	10000	CFA	1	\$1.20
LT6211	2	6000			200	700	20		6.5	4.5	75	8.3	3	13.2	out	DFN-10/MS-10	10000	CFA	1	\$1.60
LT6220	1	350	5	150	60	20	300	100	10	0.8	20	1	2.2	12.6	yes	SO-8/SOT23-5	7000	VFB	1	\$1.20
LT6221	2	350	5	150	60	20	300	100	10	0.8	20	1	2.2	12.6	yes	DFN-8/SO-8	7000	VFB	1	\$1.85
LT6222	4	350	5	150	60	20	300	100	10	0.8	20	1	2.2	12.6	yes	SSOP-16	7000	VFB	1	\$2.95
LT6230	1	500	3	10000	215	70	50	260	1.1	1	30	3.75	3	12.6	out	SOT23-6	1000	VFB	1	\$1.25
LT6230-10	1	500	3	10000	1450	320		260	1.1	1	30	3.75	3	12.6	out	SOT23-6	2000	VFB	10	\$1.50
LT6231	2	350	3	10000	215	70	50	260	1.1	1	30	3.75	3	12.6	out	DFN-8/SO-8	1000	VFB	1	\$1.95
LT6232	4	350	3	10000	215	70	50	260	1.1	1	30	3.75	3	12.6	out	SSOP-16	1000	VFB	1	\$3.30
LT6233	1	500	3	3000	60	17	170	180	1.9	0.43	40	1.25	3	12.6	out	SOT23-6	1000	VFB	1	\$1.45
LT6233-10	1	500	3	3000	375	115		180	1.9	0.43	40	1.25	3	12.6	out	SOT23-6	1000	VFB	10	\$1.90
LT6234	2	350	3	3000	60	17	170	180	1.9	0.43	40	1.25	3	12.6	out	DFN-8/SO-8	1000	VFB	1	\$2.45
LT6235	4	350	3	3000	60	17	170	180	1.9	0.43	40	1.25	3	12.6	out	SSOP-16	1000	VFB	1	\$4.15
LT6300	2	5000	4 Typ	4000	200	600		76	8	0.8	500	13.5	8	27		SSOP-16	30	VFB	10	\$2.85
LT6301	4	5000	4 Typ	4000	200	600		76	8	0.8	500	13.5	8	27		TSSOP-28	30	VFB	10	\$6.20
LT6402-12	1	6500	30 Typ		300	400	10		2.7		30	37	4	5.5	ss	QFN-16	5	DIFF	4	\$2.39
LT6402-20	1	6500	30 Typ		300	1000	8		1.85		30	37	4	5.5	ss	QFN-16	5	DIFF	10	\$2.39
LT6402-6	1	6500	30 Typ		300	400	10		3.8		30	37	4	5.5	ss	QFN-16	5	DIFF	2	\$2.39
LT6411	2	10000			650	3300	6		8		50	22	4.5	12.6		QFN-16	12	VFB/DIFF	1	\$2.39
LT6550	3	35000		65000	110	340	35		12	8	45	11.5	3	12.6	out	MS-10	150	VIDEO	2	\$1.75
LT6551	4	35000		65000	110	340	35		12	8	45	11.5	3	12.6	out	MS-10	150	VIDEO	2	\$1.95
LT6552	1	20000	12.5 Typ	50000	75	600	35		55	0.7	35	13.5	3	12.6	out	DFN-8/SO-8	1000	VFB	2	\$1.10
LT6553	3	10000		50000	650	2500	6		9	4	50	11	4	13.2		SSOP-16	10	VIDEO	2	\$2.50
LT6554	3	35000		50000	650	2500	6		20	3.5	50	10	4	13.2		SSOP-16	12	VIDEO	1	\$2.50
LT6555	3	16000		650	2200	6.5			9	3.5	50	12	4.5	12.6		SSOP-24/QFN-24	10	VIDEO	2	\$2.75
LT6556	3	67000		750	2100	6.5			11	3.5	50	13	4.5	12.6		SSOP-24/QFN-24	10	VIDEO	1	\$2.75
LT6557	3	40000		70000	500	2200	7		12	20	70	25		7.5		SSOP-16/DFN-16		VIDEO	2	\$2.50
LT6558	3	45000		70000	550	2200	7		20	15	60	24	3	7.5		SSOP-16/DFN-16		VIDEO	1	\$2.50
LT6559	3	10000	3.9 Typ		300	500	25		4.5	6	80 Typ	6.1	4	12		QFN-16	1000	VIDEO	1	\$0.95
LT6600-10	1	13000	35 Typ	85000	10				14			39	2.7	11	ss	SO-8/DFN-12	50	DIFF	1	\$2.95
LT6600-15	1	15000	42 Typ	90000	15				19			46	2.7	11	ss	SO-8	50	DIFF	1	\$2.95
LT6600-2.5	1	13000	26 Typ	35000	2.5				23			30	2.7	11	ss	SO-8/DFN-12	50	DIFF	1	\$2.95
LT6600-20	1	15000	42 Typ	95000	20				15			46	2.7	11	ss	SO-8	50	DIFF	1	\$2.95
LT6600-5	1	25000	28 Typ	70000	5				16			31	2.7	11	ss	SO-8	50	DIFF	1	\$2.95
LTC1047	2	10	0.05	0.03	0.2	0.2		31622		0.0015	0.5	0.275	4.75	16	out	DIP-8/SOW-16	50	ZD	1	\$4.85
LTC1049	1	10	0.1	0.05	0.8	0.8		31622	80	0.002	0.5	0.3	4.75	18	out	DIP-8/SO-8	50	ZD	1	\$2.15
LTC1050	1	5	0.05	0.03	2.5	4		100000	90	0.0018	6 Typ	1.5	4.75	18	out	DIP-8/DIP-14/SO-8	100	ZD	1	\$2.15

† Primary Sort Column

MS-8, MS-10 = MSOP; SSOPN = Narrow SSOP; SSOPW = Wide SSOP; SOW = Wide SO

AMPLIFIERS NUMERIC ORDER

† Part Number	Amplifiers Per Package	V _{OS} Max 25°C (µV)	TC of V _{OS} Max (µV/°C)	I _{BIAS} Max 25°C (nA)	GBW Typ 25°C (MHz)	Slew Rate Typ 25°C (V/µs)	Settle Time to 0.1% Typ 25°C (ns)	A _{VOL} Typ 25°C (V/mV)	E _{NOISE} Typ 25°C (nV/√Hz)	I _{NOISE} Typ 25°C (pA/√Hz)	I _{OUT} Min 25°C (mA)	I _{SUPPLY} Max 25°C (mA)	V _{SUPPLY} Min (V)	V _{SUPPLY} Max (V)	Rail-to-Rail I/O ⁽¹⁾	Package	C-Load Stable (pF)	Type ⁽²⁾	Av Min Stable Typ 25°C (V/V)	Price 1K Qty
LTC1051	2	5	0.05	0.065	2.5	4		100000	70	0.0022	0.5	2	4.75	16.5	out	DIP-8/SOW-16	100	ZD	1	\$4.05
LTC1052	1	5	0.05	0.03	1.2	4		100000	30	0.0006	0.5	2	4.75	18	out	DIP-8/DIP-14/SOW-16	100	ZD	1	\$4.10
LTC1053	4	5	0.05	0.065	2.5	4		100000	70	0.0022	0.5	2	4.75	16.5	out	DIP-14/SOW-18	100	ZD	1	\$7.50
LTC1100	1	10	0.1	0.05	1.8	3						2.8	4	18	out	DIP-8/SOW-16	10	IA	10	\$6.15
LTC1150	1	10	0.05	0.1	2.5	3		1000000		0.0018	1.35	1.5	4.75	32	ss	DIP-8/SO-8	100	ZD	1	\$3.70
LTC1151	2	5	0.05	0.1	2	2.5		10000		0.0022	1.35	1.5	4.75	36	ss	DIP-8/SOW-16	100	ZD	1	\$5.80
LTC1152	1	10	0.1	0.1	0.7	0.5		3162	130	0.6	35 Typ	3	3	14	yes	DIP-8/SO-8	All	ZD	1	\$3.15
LTC1250	1	10	0.05	0.2	1.5	10		316227	15	0.004	4	4	4.75	18		DIP-8/SO-8	50	ZD	1	\$2.85
LTC1541	1	1000			0.012							0.01	2.5	12.6	ss	MS-8/SO-8/DFN-8		REF/VFB	1	\$1.50
LTC1542	1	1000			0.012	8		1000			1.3	0.01	2.5	12.6	out	MS-8/SO-8/DFN-8	1000	REF/VFB	1	\$1.20
LTC1564	1	13000			0.15							17	2.7	10.5	yes	SSOP-16		PGA		\$8.95
LTC1992	1	2500	0.65 Typ	0.25	4	0.75		10	18	1	10	1	2.4	12	out	MS-8	10000	DIFF	1	\$1.65
LTC1992-1	1	2500	0.65 Typ	0.25	4	0.75			45		10	1	2.7	12	out	MS-8	10000	DIFF	1	\$3.95
LTC1992-10	1	2500	0.65 Typ	0.25	4	0.75			45		10	1	2.7	12	out	MS-8	10000	DIFF	1	\$3.95
LTC1992-2	1	2500	0.65 Typ	0.25	4	0.75			45		10	1	2.7	12	out	MS-8	10000	DIFF	1	\$3.95
LTC1992-5	1	2500	0.65 Typ	0.25	4	0.75			45		10	1	2.7	12	out	MS-8	10000	DIFF	1	\$3.95
LTC2050	1	3	0.03	0.075	3	2	1000	10000		0.003	2.4	1.2	2.7	7	out	SO-8/SOT23-5/SOT23-6	50	ZD	1	\$1.15
LTC2050HV	1	3	0.03	0.05	3	2	1000	10000		0.003	2.4	1.5	2.7	12	out	SO-8/SOT23-5/SOT23-6	50	ZD	1	\$1.45
LTC2051	2	3	0.03	0.075	3	2	2000	10000			10 Typ	1.2	2.7	7	out	DFN-8/MS-8/MS-10/SO-8	100	ZD	1	\$2.00
LTC2051HV	2	3	0.03	0.15	3	2	2000	10000			10 Typ	1.5	2.7	12	out	DFN-8/MS-8/MS-10/SO-8	100	ZD	1	\$2.50
LTC2052	4	3	0.03	0.075	3	2	2000	10000			10 Typ	1.2	2.7	7	out	SO-14/SSOP-16	100	ZD	1	\$3.65
LTC2052HV	4	3	0.03	0.15	3	2	2000	10000			10 Typ	1.5	2.7	12	out	SO-14/SSOP-16	100	ZD	1	\$4.55
LTC2053	1	10	0.05	10	0.2	0.2			50		2.4	1.3	2.7	11	yes	DFN-8/MS-8	30	ZD/IA	1	\$3.20
LTC2053-SYNC	1	10	0.05	10	0.2	0.2			50		2.4	1.3	2.7	11	yes	MS-8	30	ZD/IA	1	\$3.40
LTC2054	1	3	0.03	0.15	0.5	0.5	5000	10000			1	0.18	2.7	7	out	SOT23-5	50	ZD	1	\$1.00
LTC2054HV	1	5	0.03	0.15	0.5	0.5	5000	10000			1	0.21	2.7	12	out	SOT23-5	50	ZD	1	\$1.25
LTC2055	2	3	0.03	0.15	0.5	0.5	5000	10000			1	0.15	2.7	7	out	DFN-8/MS-8	50	ZD	1	\$1.60
LTC2055HV	2	5	0.03	0.15	0.5	0.5	5000	10000			1	0.18	2.7	12	out	DFN-8/MS-8	50	ZD	1	\$2.00
LTC6078	2	25	0.7	0.001	0.75	0.05	24000	3162	18		5	0.07	2.7	6	yes	MS-8/DFN-10	200	VFB	1	\$1.49
LTC6079	4	25	1.4	0.001	0.75	0.05	24000	3162	18		5	0.07	2.7	6	yes	DFN-16/SSOP-16	200	VFB	1	\$2.53
LTC6081	2	70	0.8	0.001	3.6	1	6000	1000	13	0.0005	5	0.43	2.7	5.5	yes	DFN-10/MS-8	200	VFB	1	\$1.74
LTC6082	4	70	0.8	0.001	3.6	1	6000	1000	13	0.0005	5	0.43	2.7	5.5	yes	DFN-16/SSOP-16	200	VFB	1	\$2.97
LTC6084	2	600		0.001 Typ	1.5	0.5	1000	6000	27	0.0006		0.11 Typ	2.1	5.5	yes	DFN-10/MS-8	200	VFB	1	C.F.
LTC6085	4	600		0.001 Typ	1.5	0.5	1000	6000	27	0.0006		0.11 Typ	2.1	5.5	yes	DFN-16/SSOP-16	200	VFB	1	C.F.
LTC6087	2	750	5	0.001 Typ	14	7.2	800	6000	12	0.0056	1	1.3	2.7	5.5	yes	MS-8/DFN-10	100	VFB	1	\$0.91
LTC6088	4	750	5	0.001 Typ	14	7.2	800	6000	12	0.0056	1	1.3	2.7	5.5	yes	SSOP-16/DFN-16	100	VFB	1	\$1.40
LTC6101	1	300	1 Typ	170	0.02						1	0.45	4	60		SOT-23-5/MS-8		CSA		\$1.04
LTC6101HV	1	300	1 Typ	170	0.02						1	0.45	5	100		SOT-23-5/MS-8		CSA		\$1.30
LTC6102	1	10	0.05 Typ	3	0.2						1	0.45	4	60	no	DFN-8/MS-8		CSA		\$1.72
LTC6102HV	1	10	0.05 Typ	3	0.2						1	0.45	5	100	no	DFN-8/MS-8		CSA		\$2.06
LTC6103	2	450	1.5 Typ	170	0.12						1	0.45	4	60		MS-8		CSA		\$1.66
LTC6104	1	450	1.5 Typ	170	0.14						1	0.73	4	60		MS-8		CSA		\$1.38
LTC6105	1	300	0.5 Typ	25000	0.1						1	0.30	2.85	36		DFN-6/MS-8		CSA		\$0.99
LTC6106	1	250	1 Typ	40	0.2						1	0.10	2.7	36	no	SOT23-5		CSA		\$0.82
LTC6240	1	175	2.5	0.001	18	10		1600	7	0.00056	15	2.4	2.8	6	out	SOT-23/SO-8	200	VFB	1	\$0.77
LTC6240HV	1	250	2.5	0.001	18	10		2700	7	0.00056	15	3.3	2.8	11	out	SOT-23/SO-8	200	VFB	1	\$1.40
LTC6241	2	125	2.5	0.075	18	10	900	1600	7	0.00056	15	2.2	2.8	6	out	DFN-8/SO-8	200	VFB	1	\$1.25
LTC6241HV	2	175	2.5	0.075	18		900	1600	7	0.00056	15	2.2	2.8	11	out	DFN-8/SO-8	200	VFB	1	\$2.20
LTC6242	4	150	2.5	0.075	18	10	900	1600	7	0.00056	15	2.2	2.8	6	out	DFN-16/SSOP-16	200	VFB	1	\$2.25
LTC6242HV	4	200	2.5	0.075	18	10	900	1600	7	0.00056	15	2.2	2.8	11	out	DFN-16/SSOP-16	200	VFB	1	\$3.30
LTC6244	2	100	2.5	0.075	50	35	535	2500	8	0.00056	25	7.4	2.8	6	out	DFN-8/MSOP-8	200	VFB	1	\$1.65
LTC6244HV	2	100	2.5	0.075	50	35	535	2500	8	0.00056	25	7.4	2.8	10.5	out	DFN-8/MSOP-8	200	VFB	1	\$2.35
LTC6400-20	1	2000	1.2 Typ		1840	4500	2		2.1		20	105	2.85	3.5		QFN-16		DIFF	10	\$3.20
LTC6400-26	1	2000	1 Typ		1900	6670	3		1.5		20	102	2.85	3.5		QFN-16		DIFF	20	\$3.20
LTC6401-8	1	4000	3 Typ		2220	3400	3		3.2		10	60	2.85	3.5		QFN-16		DIFF	2.5	\$2.95
LTC6401-14	1	3000	1.2 Typ		1950	3600	2.8		2.5		10	60	2.85	3.5	no	3×3 QFN-16		DIFF	5	\$2.95

† Primary Sort Column



MS-8, MS-10 = MSOP; SSOPN = Narrow SSOP; SSOPW = Wide SSOP; SOW = Wide SO

Amps, Refs, Filters, Comps
 AMPs, NUMERIC
 Power Management
 Data Conversion
 Interface
 High Frequency
 Reference Material

AMPLIFIERS NUMERIC ORDER

Amps, Refs, Filters, Comps
AMPS NUM / PREC

Power Management

Data Conversion

Interface

High Frequency

Reference Material

† Part Number	Amplifiers Per Package	V _{OS} Max 25°C (µV)	TC of V _{OS} Max (µV/°C)	I _{BIAS} Max 25°C (nA)	GBW Typ 25°C (MHz)	Slew Rate Typ 25°C (V/µs)	Settle Time to 0.1% Typ 25°C (ns)	A _{VOL} Typ 25°C (V/mV)	E _{NOISE} Typ 25°C (nV/√Hz)	I _{NOISE} Typ 25°C (pA/√Hz)	I _{OUT} Min 25°C (mA)	I _{SUPPLY} Max 25°C (mA)	V _{SUPPLY} Min (V)	V _{SUPPLY} Max (V)	Rail-to-Rail I/O ⁽¹⁾	Package	C-Load Stable (pF)	Type ⁽²⁾	Av Min Stable Typ 25°C (V/V)	Price 1K Qty
LTC6401-20	1	2000	1.4 Typ		1250	4500	3.2		2.1		10	62	2.85	3.5		QFN-16		DIFF	10	\$2.95
LTC6401-26	1	2500	1 Typ		1610	3300	3.3		1.5		10	60	2.85	3.5		QFN-16		DIFF	20	\$2.95
LTC6403-1	1	1500	1 Typ	25000	200	200	30	32	2.8	1.8	30	11.8	2.7	5.25	out	QFN-16		DIFF	1	\$1.79
LTC6404-1	1	2000	1 Typ		500	450	13	32	1.5	3	40	35.5	2.7	5.25	out	QFN-16		DIFF	1	\$3.44
LTC6404-2	1	2000	1 Typ	-2300	900	700	12	32	1.5	3	40	39	2.7	5.25	out	3×3 QFN-16		DIFF	2	\$3.44
LTC6404-4	1	2000	1 Typ	-2300	1700	1200	11	32	1.5	3	40	39	2.7	5.25	out	3×3 QFN-16		DIFF	4	\$3.44
LTC6406	1	3500	1 Typ		3000	630	11		1.6		38	22	2.7	3.5	in	QFN-16		DIFF	1	\$3.44
LTC6410-6	1	2000	-0.3 Typ		1400	1500			3		38	130	2.8	5.25		QFN-16		DIFF	2	\$2.89
LTC6420-20	2	2000	1.2 Typ		1800	4500			2.2		20	95	2.85	3.5	out	3×4 QFN-20		DIFF	10	\$5.17
LTC6421-20	2	2000	1.4 Typ		1300	4500			2.2		10	50	2.85	3.5	out	3×4 QFN-20		DIFF	10	\$4.77
LTC6800	1	100	0.25	10	0.2	0.2			50		2.4	1.2	2.7	5.5	yes	DFN-8/MS-8	30	IA	1	\$1.55
LTC6910-1	1	15000			11	16			8.6		9.5	3	2.7	11	yes	SOT23-8	50	PGA	1	\$1.10
LTC6910-2	1	15000			13	16			9.1		9.5	3	2.7	11	yes	SOT23-8	50	PGA	1	\$1.10
LTC6910-3	1	15000			11	16			10.6		9.5	3	2.7	11	yes	SOT23-8	50	PGA	1	\$1.10
LTC6911-1	2	22000	2.1 Typ		11	16			9.9		35 Typ	3.15	2.7	10.5	yes	MS-10	50	PGA	1	\$2.00
LTC6911-2	2	22000	2.1 Typ		11	16			10.9			3.15	2.7	10.5	yes	MS-10	50	PGA	1	\$2.00
LTC6912-1	2	22000	1.75 Typ		30	16			15.1		35 Typ	2.75	2.7	10.5	yes	DFN-12/SSOP-16	50	PGA	1	\$2.15
LTC6912-2	2	22000	1.75 Typ		30	16			15.1		35 Typ	2.75	2.7	10.5	yes	DFN-12/SSOP-16	50	PGA	1	\$2.15
LTC6915	1	10	0.05	10	0.2	0.2			50		2	1.6	2.7	11	yes	DFN-12/SSOP-16	30	IA/ZD/PGA	1	\$2.44

† Primary Sort Column

Notes:

1. ss = Input common mode range includes negative supply rail
2. Topology: VFB = Voltage Feedback, CFA = Current Feedback, ZD = Zero Drift Amplifier, IA = Instrumentation Amplifier, JFET = JFET Input Stage, BUF = Buffer, MUX = Multiplexer, VIDEO = Optimized for Video Applications, DIFF = Fully Differential Amplifier, SGA = Selectable Gain Difference Amplifier, CSA = Current Sense Amplifier, PGA = Programmable Gain Amplifier

PRECISION OP AMPS (V_{OS} ≤ 500µV MAX)

† Amplifiers Per Package	Part Number	†† V _{OS} Max 25°C (µV)	TC of V _{OS} Max (µV/°C)	I _{BIAS} Max 25°C (nA)	CMRR Min 25°C (dB)	A _{VOL} Typ 25°C (V/mV)	GBW Typ 25°C (MHz)	Slew Rate Typ 25°C (V/µs)	E _{NOISE} Typ 25°C (nV/√Hz)	I _{NOISE} Typ 25°C (pA/√Hz)	I _{SUPPLY} Max 25°C (mA)	V _{SUPPLY} Min (V)	V _{SUPPLY} Max (V)	Rail-to-Rail I/O ⁽¹⁾	Package	Features	Price 1K Qty
1	LTC2050	3	0.03	0.075	120	10000	3	2		0.003	1.2	2.7	7	out	SO-8/SOT23-5/SOT23-6	Zero-Drift Op Amp 3V/5V Operation	\$1.15
1	LTC2050HV	3	0.03	0.05	120	10000	3	2		0.003	1.5	2.7	12	out	SO-8/SOT23-5/SOT23-6	Zero-Drift 3V/5V/±5V Operation	\$1.45
1	LTC2054	3	0.03	0.15	120	10000	0.5	0.5			0.175	2.7	7	out	SOT23-5	Micropower Zero-Drift/3V/5V Operation	\$1.00
1	LTC2054HV	5	0.03	0.15	120	10000	0.5	0.5			0.21	2.7	12	out	SOT23-5	Micropower Zero-Drift ±5V Operation	\$1.25
1	LTC1050	5	0.05	0.03	114	100000	2.5	4	90	0.0018	1.5	4.75	18	out	DIP-8/DIP-14/SO-8	Zero Drift No External Capacitors	\$2.15
1	LTC1052	5	0.05	0.03	120	100000	1.2	4	30	0.0006	2	4.75	18	out	DIP-8/DIP-14/SOW-16	Low Noise Zero Drift	\$4.10
1	LTC1150	10	0.05	0.1	110	1000000	2.5	3		0.0018	1.5	4.75	32	ss	DIP-8/SO-8	Auto Zero Amplifier Works on 30V+	\$3.70
1	LTC1250	10	0.05	0.2	110	316227	1.5	10	15	0.004	4	4.75	18		DIP-8/SO-8	Low Noise/Zero-Drift Bridge Amp	\$2.85
1	LTC2053	10	0.05	10	105		0.2	0.2	50		1.3	2.7	11	yes	DFN-8/MS-8	Zero-Drift IA	\$3.20
1	LTC2053-SYNC	10	0.05	10	105		0.2	0.2	50		1.3	2.7	11	yes	MS-8	Zero-Drift IA/Frequency Set with Ext. Clock	\$3.40
1	LTC6915	10	0.05	10	105		0.2	0.2	50		1.6	2.7	11	yes	DFN-12/SSOP-16	Serial or Parallel PGA/A _v =0 to 4096 V/V	\$3.95
1	LTC1100	10	0.1	0.05	104		1.8	3	38		2.8	4	18	out	DIP-8/SOW-16	Zero Drift/Fixed Gain Of 10 And 100	\$6.15
1	LTC1049	10	0.1	0.05	110	31622	0.8	0.8	80	0.002	0.3	4.75	18	out	DIP-8/SO-8	Zero Drift No External Capacitors	\$2.15
1	LTC1152	10	0.1	0.1	115	3162	0.7	0.5	130	0.6	3	3	14	yes	DIP-8/SO-8	Zero Drift C-Load Stable with Ext. RC	\$3.15
1	LT1012	25	0.6	0.1	114	2000	1	0.2	14	0.02	0.5	2.4	40		DIP-8/SO-8	Low V _{OS} Stable with Any C-Load	\$1.60
1	LT1001	25	0.6	2	114	800	0.8	0.25	9.6	0.1	2.5	6	44		DIP-8/SO-8	General Purpose/High Precision	\$1.65
1	LT1037	25	0.6	35	117	20000	60	15	2.5	0.4	4.3	8	44		DIP-8/SO-8	Extremely Low Noise	\$1.90
1	LT1007	25	0.6	35	117	20000	8	2.5	2.5	0.04	4	4	44		DIP-8/SO-8	Extremely Low Noise	\$1.90
1	LT6010	35	0.8	0.11	107	2000	0.33	0.09	14	0.1	0.15	2.7	40	out	DFN-8/SO-8	Micropower/Precision/RRO	\$1.10
1	LT6013	35	0.8	0.25	107	2000	1.6	0.2	9.5	0.15	0.165	2.7	40	out	DFN-8/SO-8	Micropower/Precision/RRO/A _v >5	\$1.10
1	LT1168	40	0.3	0.25	126		0.4	0.5	10	0.074	0.53	4.6	40		DIP-8/SO-8	Precision IA/Low Bias Current/Low Power	\$3.70
1	LT1167	40	0.3	0.35	126		1	1.2	7.5	0.124	1.3	4.6	40		DIP-8/SO-8	Precision/Low Bias Current IA	\$3.20

† Primary Sort Column

†† Secondary Sort Column

MS-8, MS-10 = MSOP; SSOPN = Narrow SSOP; SSOPW = Wide SSOP; SOW = Wide SO

PRECISION OP AMPS ($V_{OS} \leq 500\mu V$ MAX)

† Amplifiers Per Package	Part Number	†† V_{OS} Max 25°C (μV)	TC of V_{OS} Max (μV/°C)	I_{BIAS} Max 25°C (nA)	CMRR Min 25°C (dB)	A_{VOL} Typ 25°C (V/mV)	GBW Typ 25°C (MHz)	Slew Rate Typ 25°C (V/μs)	E_{NOISE} Typ 25°C (nV/√Hz)	I_{NOISE} Typ 25°C (pA/√Hz)	I_{SUPPLY} Max 25°C (mA)	V_{SUPPLY} Min (V)	V_{SUPPLY} Max (V)	Rail-to-Rail I/O ⁽¹⁾	Package	Features	Price 1K Qty
1	LT1028	40	0.8	90	114	30000	75	15	0.85	1	9.5	8	44		DIP-8/SO-8/SOW-16	Lowest Noise Low Drift/Unity Gain Stable	\$4.75
1	LT1128	40	0.8	90	114	30000	20	6	0.85	1	9.5	8	44		DIP-8/SO-8	Lowest Noise High Speed	\$4.75
1	LT1077	40	1.6	9	97	1000	0.23	0.08	27	0.065	0.06	2.2	44	ss	DIP-8/SO-8	High Precision Micropower Single Supply	\$1.60
1	LT1996	50	1	5	80		0.56	0.12	18		0.11	2.7	36	yes	MS-10/DFN-10	Precision/ $A_V=9$ to 117	\$1.39
1	LT1991	50	1	5	80		0.56	0.12	46		0.11	2.4	40	yes	MS-10/DFN-10	Precision/Gain Select Range -13 to 14	\$1.39
1	LT1097	50	1.2	0.25	115	2500	0.7	0.2	14	0.008	0.56	2	40		DIP-8/SO-8	Low Cost/C-Load Stable	\$1.75
1	LT1006	50	1.3	15	100	2500	0.6	0.4	22	0.07	0.52	4	44	ss	DIP-8/SO-8	Single Supply Precision Op Amp	\$1.55
1	LT1677	60	1.5	20	109	19000	7.2	2.5	3.2	0.3	3.5	2.5	44	yes	DIP-8/SO-8	High Loop Gain/Low Noise/RRIO	\$2.15
1	LT1787	75	2								0.12	2.5	36	ss	SO-8/MS-8	Precision/High Side Current Sense	\$2.05
1	LT1787HV	75	2								0.12	2.5	60	ss	SO-8/MS-8	Precision/Current Sense/60V V_{IN}	\$2.90
1	LT1468	75	2	40	96	9000	90	22	5	0.6	5	6	36		DIP-8/SO-8	16-Bit Accuracy/760ns to 0.01% Settling	\$2.95
1	LT1218	90	3	70	92	1000	0.3	0.1	33	0.09	0.42	2	36	yes	SO-8/DIP-8	Low V_{OS} Across Entire R-R Input Range	\$4.75
1	LT1218L	90	3	70	92	1000	0.3	0.1	33	0.09	0.42	2	16	yes	SO-8/DIP-8	Low V_{OS} Across Entire R-R Input Range	\$2.90
1	LT1219	90	3	70	92	1000	0.15	0.05	33	0.09	0.42	2	36	yes	SO-8/DIP-8	Low V_{OS} Across Entire R-R Input Range	\$4.75
1	LT1219L	90	3	70	92	1000	0.15	0.05	33	0.09	0.42	2	16	yes	SO-8/DIP-8	Low V_{OS} Across Entire R-R Input Range	\$2.90
1	LTC6800	100	0.25	10	90		0.2	0.2	50		1.2	2.7	5.5	yes	DFN-8/MS-8	Zero-Drift RRIO IA	\$1.55
1	LT1789-1	100	0.7	40	100		0.06	0.026	48	0.062	0.095	2.2	36	out	SO-8	Micropower/Precision IA/Single Supply	\$3.20
1	LT1008	120	1.5	0.1	114	2000	1	0.2	14	0.02	0.6	4	40		DIP-8/SO-8	Low Bias Current/External Compensation	\$2.95
1	LT1920	125	1	2	110		0.8	1.2	7.5	0.124	1.3	4.6	40		DIP-8/SO-8	Resistor Programmable IA	\$3.05
1	LT1880	150	1.2	0.9	116	1600	1.1	0.55	13	0.07	1.9	2.4	40	out	SOT23-5	Picoamp Input Current/Precision	\$1.75
1	LT1789-10	160	0.7	40	98		0.025	0.026	52	0.062	0.095	2.2	36	out	SO-8	Micropower/Precision IA/ $A_V>10$	\$3.20
1	LT1101	160	2	8	100		0.37	0.1	43	0.06	0.13	1.8	44		DIP-8/SOW-16	μPower Single Supply IA/ $A_V=10$ or 100	\$4.75
1	LTC6240	175	2.5	0.001	80	1600	18	10	7	0.00056	2.4	2.8	6	out	SOT-23/SO-8	18MHz/Low Noise/RRIO/CMOS	\$0.77
1	LT1115	200	8.5 Typ	380	104	20000	70	15	0.9	1.2	11.5	8	44		DIP-8/SOW-16	Low Noise/Ultralow Distortion	\$2.90
1	LT1636	225	5	8	84	2000	0.2	0.07	52	0.035	0.055	2.6	44	yes	DFN-8/DIP-8/MS-8/SO-8	Over-the-Top Micropower Op Amp	\$1.45
1	LTC6240HV	250	2.5	0.001	83	2700	18	10	7	0.00056	3.3	2.8	11	out	SOT-23/SO-8	18MHz/Low Noise/RRIO/CMOS	\$1.40
1	LT1022	250	5	0.05	86	400	8.5	26	14	0.0018	7	20	40		DIP-8	High speed JFET Input	\$2.80
1	LT6100	300	3	10000	100		0.15	0.05			0.13	4.1	48	ss	DFN-8/MS-8	Precision/Gain Selectable Current Sense	\$1.18
1	LTC6101	300	1 Typ	170	118		0.02				0.45	4	60		SOT-23-5/MS-8	High Voltage/High-Side Current Sense	\$1.04
1	LTC6101HV	300	1 Typ	170	118		0.02				0.45	5	100		SOT-23-5/MS-8	High Voltage/High-Side Current Sense	\$1.30
1	LT1222	300	8 Typ	300	100	200	500	200	3	2	10.5	5	36		SO-8/DIP-8	Fast Setting Time/High Speed/Gain>10	\$3.40
1	LT1637	350	3	50	88	800	1	0.35	27	0.08	0.25	1.8	44	yes	DFN-8/DIP-8/MS-8/SO-8	High Voltage/Over-the-Top/Low Power	\$1.45
1	LT6220	350	5	150	85	100	60	20	10	0.8	1	2.2	12.6	yes	SO-8/SOT23-5	Precision/Low Power/RRIO	\$1.20
1	LT1800	350	5	250	85	85	80	25	8.5	1	2	2.3	12.6	yes	SO-8/SOT23-5	High Speed/Power/Precision/RRIO	\$1.30
1	LT1672	375	2	1	90	500	0.012	0.005	185	0.01	0.002	2.1	36	yes	DIP-8/MS-8/SO-8	Ultralow Power/Over-the-Top Inputs	\$1.65
1	LT1494	375	2	1	100	500	0.0027	0.001	185	0.01	0.0015	2.1	36	yes	DIP-8/MS-8/SO-8	Ultralow Power/Rail-to-Rail/Precision	\$1.65
1	LT1722	400	7	300	80	17	200	70	3.8	1.2	4.5	4.6	12.6		SO-8/SOT23-5	Low Noise at Video Speed/Precision	\$0.88
1	LTC6104	450	1.5 Typ	170	116		0.14				0.73	4	60		MS-8	High Voltage/ High Side/ Bi-Directional Current Sense Amplifier	\$1.38
1	LT6233	500	3	3000	90	180	60	17	1.9	0.43	1.25	3	12.6	out	SOT23-6	Ultralow Noise/Low Power/High Speed	\$1.45
1	LT6233-10	500	3	3000	90	180	375	115	1.9	0.43	1.25	3	12.6	out	SOT23-6	Low Noise/Low Power/ $A_V>10$	\$1.90
1	LT6230	500	3	10000	95	260	215	70	1.1	1	3.75	3	12.6	out	SOT23-6	Ultralow Noise/Low Power/High Speed	\$1.25
1	LT6230-10	500	3	10000	95	260	1450	320	1.1	1	3.75	3	12.6	out	SOT23-6	Ultralow Noise/Low Power/ $A_V>10$	\$1.50
1	LT6003	500	5	0.09	88	500	0.002	0.0008	325	0.012	0.001	1.6	16	yes	DFN-4/SOT23-5	Low Power, 1.8V Precision Op Amp	\$0.72
1	LT6202	500	24	7000	65	200	100	25	1.9	0.75	3.5	2.5	12.6	yes	SO-8/SOT23-5	Low Noise/Low Power/RRIO	\$1.45
2	LTC2051	3	0.03	0.075	120	10000	3	2			1.2	2.7	7	out	DFN-8/MS-8/MS-10/SO-8	Zero-Drift/3V/5V Operation	\$2.00
2	LTC2051HV	3	0.03	0.15	125	10000	3	2			1.5	2.7	12	out	DFN-8/MS-8/MS-10/SO-8	Zero-Drift 3V/5V/±5V Operation	\$2.50
2	LTC2055	3	0.03	0.15	120	10000	0.5	0.5			0.15	2.7	7	out	DFN-8/MS-8	Micropower Zero-Drift/3V/5V Operation	\$1.60
2	LTC2055HV	5	0.03	0.15	120	10000	0.5	0.5			0.18	2.7	12	out	DFN-8/MS-8	Micropower Zero-Drift ±5V Operation	\$2.00
2	LTC1051	5	0.05	0.065	106	100000	2.5	4	70	0.0022	2	4.75	16.5	out	DIP-8/SOW-16	Zero Drift No External Capacitors	\$4.05
2	LTC1151	5	0.05	0.1	106	10000	2	2.5		0.0022	1.5	4.75	36	ss	DIP-8/SOW-16	Auto Zero Amplifier Works On 30V+	\$5.80
2	LTC1047	10	0.05	0.03	110	31622	0.2	0.2		0.0015	0.275	4.75	16	out	DIP-8/SOW-16	Zero Drift No External Capacitors	\$4.85
2	LTC6078	25	0.7	0.001	95	3162	0.75	0.05	18		0.072	2.7	6	yes	MS-8/DFN-10	Micropower/Precision/RRIO	\$1.49

† Primary Sort Column
 †† Secondary Sort Column

Amps, Refs, Filters, Comps
PRECISION OP AMPS

Power Management

Data Conversion

Interface

High Frequency

Reference Material



PRECISION OP AMPS ($V_{OS} \leq 500\mu V$ MAX)

Amps, Refs,
Filters, Comps
PRECISION OP AMPS

Power
Management

Data
Conversion

Interface

High
Frequency

Reference
Material

† Amplifiers Per Package	Part Number	†† V_{OS} Max 25°C (μV)	TC of V_{OS} Max (μV/°C)	I_{BIAS} Max 25°C (nA)	CMRR Min 25°C (dB)	A_{VOL} Typ 25°C (V/mV)	GBW Typ 25°C (MHz)	Slew Rate Typ 25°C (V/μs)	E_{NOISE} Typ 25°C (nV/√Hz)	I_{NOISE} Typ 25°C (pA/√Hz)	I_{SUPPLY} Max 25°C (mA)	V_{SUPPLY} Min (V)	V_{SUPPLY} Max (V)	Rail-to-Rail I/O ⁽¹⁾	Package	Features	Price 1K Qty
2	LT1881	50	0.8	0.2	106	1600	1	0.35	14	0.03	0.9	2.4	40	out	DIP-8/SO-8	Picoamp Input Current/Precision	\$2.75
2	LT1884	50	0.8	0.4	108	1600	2	0.9	9.5	0.05	0.9	2.4	40	out	DIP-8/SO-8	Picoamp Input Current/Precision	\$2.75
2	LT1024	50	1.5	0.12	112	2000	1	0.2	14	0.02	0.6	4	40		DIP-14	Low V_{OS} /Low Power	\$4.75
2	LT1112	60	0.5	0.25	120	5000	0.75	0.3	14	0.0008	0.4	2	40		DIP-8/SO-8	Low Power/Matching Specs/C-Load Stable	\$2.35
2	LT6011	60	0.8	0.3	107	2000	0.33	0.09	14	0.1	0.15	2.4	40	out	DFN-8/SO-8/MS-8	Micropower/Precision/RRIO	\$1.65
2	LT6014	60	0.8	0.4	107	2000	1.6	0.2	9.5	0.15	0.165	2.7	40	out	DFN-8/SO-8	Micropower/Precision/RRIO/ $A_V > 5$	\$1.65
2	LT1002	60	0.9	3	110	800	0.8	0.25	9.6	0.1	2.5	6	44		DIP-14	High CMRR and PSRR	\$2.85
2	LT1126	70	1	20	112	17000	65	11	2.7	0.3	3.1	8	44		SO-8/DIP-8	Low Noise/65MHz GBW/Precision	\$3.50
2	LT1124	70	1	20	112	17000	12.5	4.5	2.7	0.3	2.75	8	44		DIP-8/SO-8	Low Noise/Low 1/f Corner/Precision	\$3.50
2	LT2178	70	1.8	5	93	700	0.06	0.025	49	0.01	0.018	2.2	44	ss	SO-8	Micropower Single Supply	\$3.50
2	LT2078	70	1.8	8	95	1000	0.2	0.07	28	0.02	0.05	2.3	44	ss	SO-8	Micropower/Single Supply/Std Pinout	\$3.50
2	LT1078	70	1.8	8	97	1000	0.2	0.07	28	0.06	0.05	2.2	44	ss	DIP-8/SO-8	Precision/Micropower/Single Supply	\$2.70
2	LT1178	70	3	5	97	2500	0.085	0.04	49	0.0001	0.017	2	44	ss	DIP-8/SO-8/SOW-16	Precision/Micropower/Single Supply	\$2.95
2	LTC6081	70	0.8	0.001	110	120	3.5	1	13	0.0005	0.425	2.7	5.5	yes	DFN-10/MS-8	Precision/RRIO/Low Bias Current	\$1.74
2	LTC6244	100	2.5	0.075	74	2500	50	35	8	0.00056	7.4	2.8	6	out	DFN-8/MSOP-8	50MHz/Low Noise/RRIO/CMOS	\$1.65
2	LTC6244HV	100	2.5	0.075	74	2500	50	35	8	0.00056	7.4	2.8	10.5	out	DFN-8/MSOP-8	50MHz/Low Noise/RRIO/CMOS	\$2.35
2	LT1678	100	3	20	98	3000	20	6	3.9	0.3	3.4	3	36	yes	SO-8	Very Low 1/f Corner Frequency	\$2.50
2	LTC6241	125	2.5	0.075	80	1600	18	10	7	0.00056	2.2	2.8	6	out	DFN-8/SO-8	1pA Input Bias Current CMOS Amp	\$1.25
2	LT1469	125	3	40	96	2000	90	22	5	0.6	5.2	6	36		DIP-8/SO-8	16-Bit Accuracy/760ns to 0.01% Settling	\$4.95
2	LT1211	150	1.5	100	90	560	13	7	12	0.2	1.8	2.5	36	ss	DIP-8/SO-8	Precision/Single Supply/Wide V_{SUPPLY}	\$2.85
2	LT1213	150	1.5	160	90	850	28	8.5	10	0.2	3.8	2.5	36	ss	DIP-8/SO-8	Precision/Fast/CM to V^-	\$2.85
2	LT1413	150	2	15	100	1400	0.95	0.3	23	0.02	0.45	3	22	ss	DIP-8/SO-8	Single Supply/Optimized for 5V	\$2.00
2	LT1013	150	2	20	100	8000	0.8	0.4	22	0.07	0.5	4	44	ss	SO-8/DIP-8	Single Supply Precision Op Amps	\$1.90
2	LTC6241HV	175	2.5	0.075	80	1600	18	7	0.00056	2.2	2.8	11	out	DFN-8/SO-8	1pA Input Bias Current CMOS Amp	\$2.20	
2	LT1492	180	3	100	86	350	4.5	1.8	16.5	0.14	0.55	2.1	36	ss	SO-8/DIP-8	Single Supply/Low Power/Precision	\$3.45
2	LT1215	300	2.5	500	90	150	23	30	12	0.5	6.6	2.5	36	ss	DIP-8/SO-8	Precision/Fast/CM to V^-	\$2.85
2	LT6234	350	3	3000	90	180	60	17	1.9	0.43	1.25	3	12.6	out	DFN-8/SO-8	Ultralow Noise/Low Power	\$2.45
2	LT6231	350	3	10000	95	260	215	70	1.1	1	3.75	3	12.6	out	DFN-8/SO-8	Ultralow Noise/Low Power/High Speed	\$1.95
2	LT6221	350	5	150	85	100	60	20	10	0.8	1	2.2	12.6	yes	DFN-8/SO-8	Precision/Low Power/RRIO	\$1.85
2	LT1801	350	5	250	85	85	80	25	8.5	1	2	2.3	12.6	yes	DFN-8/MS-8/SO-8	High Speed/Power/Precision/RRIO	\$1.95
2	LT1673	375	2	1	90	500	0.012	0.005	185	0.01	0.002	2.1	36	yes	DIP-8/SO-8	Ultralow Power/Over-the-Top Inputs	\$2.45
2	LT1495	375	2	1	100	500	0.0027	0.001	185	0.01	0.0015	2.1	36	yes	DIP-8/SO-8	Ultralow Power/Rail-to-Rail/Precision	\$2.45
2	LT1466L	390	7	14	88	1500	0.12	0.04	45	0.05	0.075	2	16	yes	DIP-8/SO-8	Precision Rail-to-Rail Micropower	\$4.15
2	LT1723	400	7	300	80	17	200	70	3.8	1.2	4.5	4.6	12.6		MS-8/SO-8	Low Noise at Video Speed/Precision	\$1.15
2	LTC6103	450	1.5 Typ	170	110		0.12		0.45	4	60				MS-8	Dual High Voltage/ High-Side Current Sense Amp	\$1.66
2	LT1057	450	10	0.05	86	350	5	14	13	0.0015	2.5	8	40		DIP-8/SO-8/SOW-16	High Speed JFET Input	\$2.45
2	LT1457	450	10	0.05	86	300	1.7	4	13	0.0015	3	9	40		DIP-8/SO-8	JFET with Excellent C-Load Stability	\$2.35
2	LT1498	475	2.5	650	93	3800	10.5	4.5	12	0.3	2.2	2.2	36	yes	DIP-8/SO-8	Stable with Large C-Load	\$2.96
2	LT1366	475	6	35	95	2000	0.4	0.13	29	0.07	0.52	2	36	yes	DIP-8/SO-8	C-Load Stable up to 1000pF	\$3.50
2	LT1368	475	6	35	95	2000	0.16	0.065	29	0.07	0.52	2	36	yes	DIP-8/SO-8	Stable with 100nF C-Load	\$3.45
2	LT1490A	500	4	8	84	1500	0.18	0.06	50	0.015	0.055	2	44	yes	DFN-8/DIP-8/MS-8/SO-8	RRIO/Over-the-Top	\$1.75
2	LT6004	500	5	0.09	88	500	0.002	0.0008	325	0.012	0.001	1.6	16	yes	DFN-8/MS-8	1.6V/1μA Precision RRIO Op Amp	\$1.10
2	LT6203	500	24	7000	65	200	100	25	1.9	0.75	3.5	2.5	12.6	yes	DFN-8/MS-8/SO-8	Low Noise/Low Power/RRIO	\$2.45
4	LTC2052	3	0.03	0.075	120	10000	3	2			1.2	2.7	7	out	SO-14/SSOP-16	Zero-Drift Op Amp 3V/5V Operation	\$3.65
4	LTC2052HV	3	0.03	0.15	125	10000	3	2			1.5	2.7	12	out	SO-14/SSOP-16	Zero-Drift 3V/5V/±5V Operation	\$4.55
4	LTC1053	5	0.05	0.065	106	100000	2.5	4	70	0.0022	2	4.75	16.5	out	DIP-14/SOW-18	Zero Drift No External Capacitors	\$7.50
4	LTC6079	25	1.4	0.001	95	3162	0.75	0.05	18		0.072	2.7	6	yes	DFN-16/SSOP-16	Micropower/Precision/RRIO	\$2.53
4	LT6012	60	0.8	0.3	107	2000	0.33	0.09	14	0.1	0.15	2.4	40	out	SO-14/SSOPN-16	Micropower/Precision/RRIO	\$2.95
4	LT1114	60	1.1	0.25	120	5000	0.75	0.3	14	0.008	0.4	2	40		DIP-14/SO-16	Low Power/Matching Specs/C-Load Stable	\$4.40
4	LTC6082	70	0.8	0.001	110	120	3.5	1	13	0.0005	0.425	2.7	5.5	yes	DFN-16/SSOP-16	Precision/RRIO/Low Bias Current	\$2.97
4	LT1882	80	0.8	0.5	106	1600	1	0.35	14	0.3	0.9	2.4	40	out	SO-14	Picoamp Input Current/Precision	\$4.85
4	LT1885	80	0.8	0.9	108	1600	2	0.9	9.5	0.05	0.9	2.4	40	out	SO-14	Picoamp Input Current/Precision	\$4.85
4	LT1127	90	1	20	112	17000	65	11	2.7	0.3	3.1	8	44		DIP-14/SOW-16	Low Noise/65MHz GBW/Precision	\$5.70
4	LT1125	90	1	20	112	17000	12.5	4.5	2.7	0.3	2.75	8	44		DIP-14/SOW-16	Low Noise/Low 1/f Corner/Precision	\$5.70

† Primary Sort Column
†† Secondary Sort Column

MS-8, MS-10 = MSOP; SSOPN = Narrow SSOP; SSOPW = Wide SSOP; SOW = Wide SO

PRECISION OP AMPS ($V_{OS} \leq 500\mu V$ MAX)

† Amplifiers Per Package	Part Number	†† V_{OS} Max 25°C (μV)	TC of V_{OS} Max (μV/°C)	I_{BIAS} Max 25°C (nA)	CMRR Min 25°C (dB)	A_{VOL} Typ 25°C (V/mV)	GBW Typ 25°C (MHz)	Slew Rate Typ 25°C (V/μs)	E_{NOISE} Typ 25°C (nV/√Hz)	I_{NOISE} Typ 25°C (pA/√Hz)	I_{SUPPLY} Max 25°C (mA)	V_{SUPPLY} Min (V)	V_{SUPPLY} Max (V)	Rail-to-Rail I/O ⁽¹⁾	Package	Features	Price 1K Qty
4	LT1179	100	0.3	5	97	2500	0.085	0.04	49	0.00001	0.017	2	44	ss	DIP-14/SOW-16	Precision/Micropower/Single Supply	\$3.70
4	LT1079	100	1.8	8	97	1000	0.2	0.07	28	0.06	0.05	2.2	44	ss	DIP-14/SOW-16	Precision/Micropower/Single Supply	\$3.40
4	LT2179	100	3	5	93	700	0.06	0.025	49	0.01	0.018	2.2	44	ss	SO-14	Micropower Single Supply	\$6.30
4	LT1679	100	3	20	98	3000	20	6	3.9	0.3	3.4	3	36	yes	SO-14	Very Low 1/f Corner Frequency	\$3.85
4	LT2079	110	3	8	95	1000	0.2	0.07	28	0.02	0.05	2.3	44	ss	SO-14	Micropower Single Supply	\$5.95
4	LT1493	130	3	100	86	350	4.5	1.8	16.5	0.14	0.55	2.1	36	ss	SO-16	Single Supply/Low Power/Precision	\$6.40
4	LT1014	150	2	20	100	8000	0.8	0.4	22	0.07	0.5	4	44	ss	DIP-14/SOW-16	Single Supply Precision Op Amp	\$3.45
4	LTC6242	150	2.5	0.075	80	1600	18	10	7	0.00056	2.2	2.8	6	out	DFN-16/SSOP-16	1pA Input Bias Current CMOS Amp	\$2.25
4	LTC6242HV	200	2.5	0.075	80	1600	18	10	7	0.00056	2.2	2.8	11	out	DFN-16/SSOP-16	1pA Input Bias Current CMOS Amp	\$3.30
4	LT1212	275	3	125	86	560	13	7	12	0.2	1.8	2.5	36	ss	DIP-14/SO-16	Precision/Single Supply/Wide V_{SUPPLY}	\$5.10
4	LT1214	275	3	200	86	250	28	8.5	10	0.2	3.8	2.5	36	ss	DIP-14/SO-16	Precision/Fast CM to V ⁻	\$5.10
4	LT6235	350	3	3000	90	180	60	17	1.9	0.43	1.25	3	12.6	out	SSOP-16	Ultralow Noise/Low Power	\$4.15
4	LT6232	350	3	10000	95	260	215	70	1.1	1	3.75	3	12.6	out	SSOP-16	Ultralow Noise/Low Power/High Speed	\$3.30
4	LT6222	350	5	150	85	100	60	20	10	0.8	1	2.2	12.6	yes	SSOP-16	Precision/Low Power/RRIO	\$2.95
4	LT1802	350	5	250	85	85	80	25	8.5	1	2	2.3	12.6	yes	SO-14	High Speed/Power/Precision/RRIO	\$3.50
4	LT1674	375	2	1	90	500	0.012	0.005	185	0.01	0.002	2.1	36	yes	DIP-14/SO-14	Ultralow Power/Over-the-Top Inputs	\$3.25
4	LT1496	375	2	1	100	500	0.0027	0.001	185	0.01	0.0015	2.1	36	yes	DIP-14/SO-14	Ultralow Power/Precision/RRIO	\$3.25
4	LT1467L	390	7	14	88	1500	0.12	0.04	45	0.05	0.075	2	16	yes	SO-16	Precision Micropower Rail-to-Rail	\$7.20
4	LT1724	400	7	300	80	17	200	70	3.8	1.2	4.5	4.6	12.6		SO-14	Low Noise at Video Speed/Precision	\$2.19
4	LT1216	450	5	600	90	600	23	30	12	0.5	6.6	2.5	36	ss	DIP-14/SO-16	Precision/Fast/CM to V ⁻	\$5.10
4	LT1499	475	2.5	650	93	3800	10.5	4.5	12	0.0003	2.2	2.2	36	yes	SO-14	Stable with Large C-Load	\$5.60
4	LT6204	500	24	7000	65	200	100	25	1.9	0.75	3.5	2.5	12.6	yes	SO-14/SSOPN-16	Low Noise/Low Power/RRIO	\$4.50

† Primary Sort Column
 †† Secondary Sort Column

Note:

1. ss = Input common mode range includes negative supply rail

ZERO DRIFT OP AMPS

† Amplifiers Per Package	Part Number	V_{OS} Max 25°C (μV)	†† TC of V_{OS} Max (μV/°C)	I_{BIAS} Max 25°C (nA)	CMRR Min 25°C (dB)	A_{VOL} Typ 25°C (V/mV)	GBW Typ 25°C (MHz)	Slew Rate Typ 25°C (V/μs)	E_{NOISE} Typ 25°C (nV/√Hz)	I_{SUPPLY} Max 25°C (mA)	V_{SUPPLY} Min (V)	V_{SUPPLY} Max (V)	Rail-to-Rail I/O ⁽¹⁾	Package	Features	Price 1K Qty
1	LTC2050	3	0.03	0.075	120	10000	3	2		1.2	2.7	7	out	SO-8/SOT23-5/SOT23-6	Zero-Drift Op Amp, 3V/5V Operation	\$1.15
1	LTC2050HV	3	0.03	0.05	120	10000	3	2		1.5	2.7	12	out	SO-8/SOT23-5/SOT23-6	Zero-Drift 3V/5V/±5V Operation	\$1.45
1	LTC2054	3	0.03	0.15	120	10000	0.5	0.5		0.175	2.7	7	out	SOT23-5	Micropower Zero-Drift 3V/5V Operation	\$1.00
1	LTC2054HV	5	0.03	0.15	120	10000	0.5	0.5		0.21	2.7	12	out	SOT23-5	Micropower Zero-Drift ±5V Operation	\$1.25
1	LTC1050	5	0.05	0.03	114	100000	2.5	4	90	1.5	4.75	18	out	DIP-8/DIP-14/SO-8	Zero Drift No External Capacitors	\$2.15
1	LTC1052	5	0.05	0.03	120	100000	1.2	4	30	2	4.75	18	out	DIP-8/DIP-14/SOW-16	Low Noise Zero Drift	\$4.10
1	LTC1150	10	0.05	0.1	110	1000000	2.5	3		1.5	4.75	32	ss	DIP-8/SO-8	Auto-Zero Amplifier Works on 30V ⁺	\$3.70
1	LTC1250	10	0.05	0.2	110	316227	1.5	10	15	4	4.75	18		DIP-8/SO-8	Low Noise/Zero-Drift Bridge Amp	\$2.85
1	LTC2053	10	0.05	10	105		0.2	0.2	50	1.3	2.7	11	yes	DFN-8/MS-8	Zero-Drift IA	\$3.20
1	LTC2053-SYNC	10	0.05	10	105		0.2	0.2	50	1.3	2.7	11	yes	MS-8	Zero-Drift IA/Freq. Set with Ext. Clock	\$3.40
1	LTC6915	10	0.05	10	105		0.2	0.2	50	1.6	2.7	11	yes	DFN-12/SSOP-16	Serial or Par. PGA/ $A_V=0$ to 4096 V/V	\$2.44
1	LTC1100	10	0.1	0.05	104		1.8	3	38	2.8	4	18	out	DIP-8/SOW-16	Zero-Drift/fixed Gain of 10 and 100	\$6.15
1	LTC1049	10	0.1	0.05	110	31622	0.8	0.8	80	0.3	4.75	18	out	DIP-8/SO-8	Zero Drift No External Capacitors	\$2.15
1	LTC1152	10	0.1	0.1	115	3162	0.7	0.5	130	3	3	14	yes	DIP-8/SO-8	Zero-Drift C-Load Stable with Ext. RC	\$3.15
2	LTC2051	3	0.03	0.075	120	10000	3	2		1.2	2.7	7	out	DFN-8/MS-8/MS-10/SO-8	Zero-Drift 3V/5V Operation	\$2.00
2	LTC2051HV	3	0.03	0.15	125	10000	3	2		1.5	2.7	12	out	DFN-8/MS-8/MS-10/SO-8	Zero-Drift 3V/5V/±5V Operation	\$2.50
2	LTC2055	3	0.03	0.15	120	10000	0.5	0.5		0.15	2.7	7	out	DFN-8/MS-8	Micropower Zero-Drift 3V/5V Operation	\$1.60
2	LTC2055HV	5	0.03	0.15	120	10000	0.5	0.5		0.18	2.7	12	out	DFN-8/MS-8	Micropower Zero-Drift ±5V Operation	\$2.00
2	LTC1051	5	0.05	0.065	106	100000	2.5	4	70	2	4.75	16.5	out	DIP-8/SOW-16	Zero-Drift No External Capacitors	\$4.05
2	LTC1151	5	0.05	0.1	106	10000	2	2.5		1.5	4.75	36	ss	DIP-8/SOW-16	Auto-Zero Amplifier Works on 30V ⁺	\$5.80
2	LTC1047	10	0.05	0.03	110	31622	0.2	0.2		0.275	4.75	16	out	DIP-8/SOW-16	Zero-Drift No External Capacitors	\$4.85
4	LTC2052	3	0.03	0.075	120	10000	3	2		1.2	2.7	7	out	SO-14/SSOP-16	Zero-Drift Op Amp, 3V/5V Operation	\$3.65

† Primary Sort Column
 †† Secondary Sort Column



MS-8, MS-10 = MSOP; SSOPN = Narrow SSOP; SSOPW = Wide SSOP; SOW = Wide SO

Amps, Refs, Filters, Comps
 Power Management
 Data Conversion
 Interface
 High Frequency
 Reference Material

ZERO DRIFT OP AMPS

Amplifiers Per Package	Part Number	V _{OS} Max 25°C (μV)	TC of V _{OS} Max (μV/°C)	I _{BIAS} Max 25°C (nA)	CMRR Min 25°C (dB)	A _{VOL} Typ 25°C (V/mV)	GBW Typ 25°C (MHz)	Slew Rate Typ 25°C (V/μs)	E _{NOISE} Typ 25°C (nV/√Hz)	I _{SUPPLY} Max 25°C (mA)	V _{SUPPLY} Min (V)	V _{SUPPLY} Max (V)	Rail-to-Rail I/O ⁽¹⁾	Package	Features	Price 1K Qty
4	LTC2052HV	3	0.03	0.15	125	10000	3	2		1.5	2.7	12	out	SO-14/SSOP-16	Zero-Drift 3V/5V/±5V Operation	\$4.55
4	LTC1053	5	0.05	0.065	106	100000	2.5	4	70	2	4.75	16.5	out	DIP-14/SOW-18	Zero Drift No External Capacitors	\$7.50

† Primary Sort Column
 †† Secondary Sort Column

Note:
 1. ss = Input common mode range includes negative supply rail

PRECISION LOW INPUT BIAS CURRENT OP AMPS (I_{BIAS} ≤ 10nA MAX)

Amplifiers Per Package	Part Number	I _{BIAS} Max 25°C (nA)	V _{OS} Max 25°C (μV)	TC of V _{OS} Max (μV/°C)	GBW Typ 25°C (MHz)	Slew Rate Typ 25°C (V/μs)	CMRR Min 25°C (dB)	A _{VOL} Typ 25°C (V/mV)	E _{NOISE} Typ 25°C (nV/√Hz)	I _{NOISE} Typ 25°C (pA/√Hz)	I _{SUPPLY} Max 25°C (mA)	V _{SUPPLY} Min (V)	V _{SUPPLY} Max (V)	Rail-to-Rail I/O ⁽¹⁾	Package	Type ⁽²⁾	Features	Price 1K Qty
1	LTC6240	0.001	175	2.5	18	10	80	1600	7	0.00056	2.4	2.8	6	out	SOT-23/SO-8	VFB	18MHz/Low Noise/RRIO/CMOS	\$0.77
1	LTC6240HV	0.001	250	2.5	18	10	83	2700	7	0.00056	3.3	2.8	11	out	SOT-23/SO-8	VFB	18MHz/Low Noise/RRIO/CMOS	\$1.40
1	LTC1050	0.03	5	0.05	2.5	4	114	100000	90	0.0018	1.5	4.75	18	out	DIP-8/DIP-14/SO-8	ZD	Zero Drift No External Capacitors	\$2.15
1	LTC1052	0.03	5	0.05	1.2	4	120	100000	30	0.0006	2	4.75	18	out	DIP-8/DIP-14/SOW-16	ZD	Low Noise Zero Drift	\$4.10
1	LTC2050HV	0.05	3	0.03	3	2	120	10000		0.003	1.5	2.7	12	out	SO-8/SOT23-5/SOT23-6	ZD	Zero-Drift 3V/5V/±5V Operation	\$1.45
1	LTC1100	0.05	10	0.1	1.8	3	104		38		2.8	4	18	out	DIP-8/SOW-16	IA	Zero Drift/Fixed Gain of 10 and 100	\$6.15
1	LTC1049	0.05	10	0.1	0.8	0.8	110	31622	80	0.002	0.3	4.75	18	out	DIP-8/SO-8	ZD	Zero Drift No External Capacitors	\$2.15
1	LT1022	0.05	250	5	8.5	26	86	400	14	0.0018	7	8	40		DIP-8	JFET	High Speed JFET Input	\$2.80
1	LTC2050	0.075	3	0.03	3	2	120	10000		0.003	1.2	2.7	7	out	SO-8/SOT23-5/SOT23-6	ZD	Zero-Drift Op Amp 3V/5V Operation	\$1.15
1	LT6003	0.09	500	5	0.002	0.0008	88	500	325	0.012	0.001	1.6	16	yes	SOT23-5/DFN-4	VFB	1.6V/1μA Precision RRIO	\$0.72
1	LTC1150	0.1	10	0.05	2.5	3	110	1000000		0.0018	1.5	4.75	32	ss	DIP-8/SO-8	ZD	Auto Zero Amplifier Works on 30V+	\$3.70
1	LTC1152	0.1	10	0.1	0.7	0.5	115	3162	130	0.6	3	3	14	yes	DIP-8/SO-8	ZD	Zero Drift C-Load Stable with Ext. RC	\$3.15
1	LT1012	0.1	25	0.6	1	0.2	114	2000	14	0.02	0.5	2.4	40		DIP-8/SO-8	VFB	Low V _{OS} Stable with Any C-Load	\$1.60
1	LT1008	0.1	120	1.5	1	0.2	114	2000	14	0.02	0.6	4	40		DIP-8/SO-8	VFB	Low Bias Current/External Compensation	\$2.95
1	LT6010	0.11	35	0.8	0.33	0.09	107	2000	14	0.1	0.15	2.7	40	out	DFN-8/SO-8	VFB	Micropower/Precision/RRIO	\$1.10
1	LTC2054	0.15	3	0.03	0.5	0.5	120	10000			0.175	2.7	7	out	SOT23-5	ZD	Micropower Zero-Drift 3V/5V Operation	\$1.00
1	LTC2054HV	0.15	5	0.03	0.5	0.5	120	10000			0.21	2.7	12	out	SOT23-5	ZD	Micropower Zero-Drift ±5V Operation	\$1.25
1	LTC1250	0.2	10	0.05	1.5	10	110	316227	15	0.004	4	4.75	18		DIP-8/SO-8	ZD	Low Noise/Zero-Drift Bridge Amp	\$2.85
1	LT6013	0.25	35	0.8	1.6	0.2	107	2000	9.5	0.15	0.165	2.7	40	out	DFN-8/SO-8	VFB	Micropower/Precision/RRIO/A _V >5	\$1.10
1	LT1168	0.25	40	0.3	0.4	0.5	126		10	0.074	0.53	4.6	40		DIP-8/SO-8	IA	Precision IA/Low Bias Current/Low Power	\$3.70
1	LT1097	0.25	50	1.2	0.7	0.2	115	2500	14	0.008	0.56	2	40		DIP-8/SO-8	VFB	Low Cost/C-Load Stable	\$1.75
1	LT1167	0.35	40	0.3	1	1.2	126		7.5	0.124	1.3	4.6	40		DIP-8/SO-8	IA	Precision/Low Bias Current IA	\$3.20
1	LT1880	0.9	150	1.2	1.1	0.55	116	1600	13	0.07	1.9	2.4	40	out	SOT23-5	VFB	Picoamp Input Current/Precision	\$1.75
1	LT1672	1	375	2	0.012	0.005	90	500	185	0.01	0.002	2.1	36	yes	DIP-8/MS-8/SO-8	VFB	Ultralow Power/Over-the-Top Inputs	\$1.65
1	LT1494	1	375	2	0.0027	0.001	100	500	185	0.01	0.0015	2.1	36	yes	DIP-8/MS-8/SO-8	VFB	Ultralow Power/Rail-to-Rail/Precision	\$1.65
1	LT1001	2	25	0.6	0.8	0.25	114	800	9.6	0.1	2.5	6	44		DIP-8/SO-8	VFB	General Purpose/High Precision	\$1.65
1	LT1920	2	125	1	0.8	1.2	110		7.5	0.124	1.3	4.6	40		DIP-8/SO-8	IA	Resistor Programmable IA	\$3.05
1	LT1991	5	50	1	0.56	0.12	80		46		0.11	2.4	40	yes	MS-10/DFN-10	SGA	Precision/Gain Select Range -13 to 14	\$1.39
1	LT1996	5	50	1	0.56	0.12	80		18		0.11	2.7	36	yes	MS-10/DFN-10	SGA	Precision/A _V =9 to 117	\$1.39
1	LT6000	5	750	5	0.05	0.015	90	75	18	0.025	4 Typ	0.016	1.8	yes	DFN-6	VFB	Low Power, 1.8V Precision Op Amp	\$0.80
1	LT1101	8	160	2	0.37	0.1	100		43	0.06	0.13	1.8	44		DIP-8/SOW-16	IA	Micropower Single Supply IA/A _V =10 or 100	\$4.75
1	LT1636	8	225	5	0.2	0.07	84	2000	52	0.035	0.055	2.6	44	yes	DFN-8/DIP-8/MS-8/SO-8	VFB	Over-the-Top Micropower Op Amp	\$1.45
1	LT1077	9	40	1.6	0.23	0.08	97	1000	27	0.065	0.06	2.2	44	ss	DIP-8/SO-8	VFB	High Precision Micropower Single Supply	\$1.60
1	LTC2053	10	10	0.05	0.2	0.2	105		50		1.3	2.7	11	yes	DFN-8/MS-8	ZD/IA	Zero-Drift IA	\$3.20
1	LTC2053-SYNC	10	10	0.05	0.2	0.2	105		50		1.3	2.7	11	yes	MS-8	ZD/IA	Zero-Drift IA/Freq. Set with Ext. Clock	\$3.40
1	LTC6915	10	10	0.05	0.2	0.2	105		50		1.6	2.7	11	yes	DFN-12/SSOP-16	IA/ZD/PGA	Serial or Par. PGA/A _V =0 to 4096 V/V	\$2.44
1	LTC6800	10	100	0.25	0.2	0.2	90		50		1.2	2.7	5.5	yes	DFN-8/MS-8	IA	Zero-Drift RRIO IA	\$1.55
2	LTC6078	0.001	25	0.7	0.75	0.05	95	3162	18		0.072	2.7	6	yes	MS-8/DFN-10	VFB	Micropower/Precision/RRIO	\$1.49
2	LTC6081	0.001	70	0.8	3.5	1	110	120	13	0.0005	0.425	2.7	5.5	yes	DFN-10/MS-8	VFB	Precision/RRIO/Low Bias Current	\$1.74
2	LTC6084	0.001 Typ	600	5	1.5	0.5	70	6000	27	0.00056	0.11 Typ	2.1	5.5	yes	DFN-10/MS-8	VFB	Precision/1.5MHz/RRIO/Low Bias Current	C.F.
2	LTC6087	0.001 Typ	750	5	14	7.2	70	6000	16	0.00056	1.3	2.7	5.5	yes	MS-8/DFN-10	VFB	Precision/RRIO/Low Bias Current	\$0.91

† Primary Sort Column
 †† Secondary Sort Column

MS-8, MS-10 = MSOP; SSOPN = Narrow SSOP; SSOPW = Wide SSOP; SOW = Wide SO



PRECISION LOW INPUT BIAS CURRENT OP AMPS ($I_{BIAS} \leq 10nA$ MAX)

† Amplifiers Per Package	Part Number	†† I_{BIAS} Max 25°C (nA)	V_{OS} Max 25°C (µV)	TC of V_{OS} Max (µV/°C)	GBW Typ 25°C (MHz)	Slew Rate Typ 25°C (V/µs)	CMRR Min 25°C (dB)	A_{VOL} Typ 25°C (V/mV)	E_{NOISE} Typ 25°C (nV/√Hz)	I_{NOISE} Typ 25°C (pA/√Hz)	I_{SUPPLY} Max 25°C (mA)	V_{SUPPLY} Min (V)	V_{SUPPLY} Max (V)	Rail-to-Rail I/O ⁽¹⁾	Package	Type ⁽²⁾	Features	Price 1K Qty
2	LTC1047	0.03	10	0.05	0.2	0.2	110	31622		0.0015	0.275	4.75	16	out	DIP-8/SOW-16	ZD	Zero Drift No External Capacitors	\$4.85
2	LT1057	0.05	450	10	5	14	86	350	13	0.0015	2.5	8	40		DIP-8/SO-8/SOW-16	JFET	High Speed JFET Input	\$2.45
2	LT1457	0.05	450	10	1.7	4	86	300	13	0.0015	3	9	40		DIP-8/SO-8	JFET	JFET with Excellent C-Load Stability	\$2.35
2	LTC1051	0.065	5	0.05	2.5	4	106	100000	70	0.0022	2	4.75	16.5	out	DIP-8/SOW-16	ZD	Zero Drift No External Capacitors	\$4.05
2	LTC2051	0.075	3	0.03	3	2	120	10000			1.2	2.7	7	out	DFN-8/MS-8/MS-10/SO-8	ZD	Zero-Drift 3V/5V Operation	\$2.00
2	LTC6244	0.075	100	2.5	50	35	74	2500	8	0.00056	7.4	2.8	6	out	DFN-8/MS-8	VFB	50MHz/Low Noise/RRIO/CMOS	\$1.65
2	LTC6244HV	0.075	100	2.5	50	35	74	2500	8	0.00056	7.4	2.8	10.5	out	DFN-8/MS-8	VFB	50MHz/Low Noise/RRIO/CMOS	\$2.35
2	LTC6241	0.075	125	2.5	18	10	80	1600	7	0.00056	2.2	2.8	6	out	DFN-8/SO-8	VFB	1pA Input Bias Current CMOS Amp	\$1.25
2	LTC6241HV	0.075	125	2.5	18		80	1600	7	0.00056	2.2	2.8	11	out	DFN-8/SO-8	VFB	1pA Input Bias Current CMOS Amp	\$2.20
2	LT6004	0.09	500	5	0.002	0.0008	88	500	325	0.012	0.001	1.6	16	yes	DFN-8/MS-8	VFB	1.6V/1µA Precision RRIO	\$1.10
2	LTC1151	0.1	5	0.05	2	2.5	106	10000		0.0022	1.5	4.75	36	ss	DIP-8/SOW-16	ZD	Auto Zero Amplifier Works on 30V+	\$5.80
2	LT1024	0.12	50	1.5	1	0.2	112	2000	14	0.02	0.6	4	40		DIP-14	VFB	Low V_{OS} /Low Power	\$4.75
2	LTC2051HV	0.15	3	0.03	3	2	125	10000			1.5	2.7	12	out	DFN-8/MS-8/MS-10/SO-8	ZD	Zero-Drift 3V/5V/±5V Operation	\$2.50
2	LTC2055	0.15	3	0.03	0.5	0.5	120	10000			0.15	2.7	7	out	DFN-8/MS-8	ZD	Micropower Zero-Drift 3V/5V Operation	\$1.60
2	LTC2055HV	0.15	5	0.03	0.5	0.5	120	10000			0.18	2.7	12	out	DFN-8/MS-8	ZD	Micropower Zero-Drift ±5V Operation	\$2.00
2	LT1881	0.2	50	0.8	1	0.35	106	1600	14	0.03	0.9	2.4	40	out	DIP-8/SO-8	VFB	Picoamp Input Current/Precision	\$2.75
2	LT1112	0.25	60	0.5	0.75	0.3	120	5000	14	0.0008	0.4	2	40		DIP-8/SO-8	VFB	Low Power/Matching Specs/C-Load Stable	\$2.35
2	LT6011	0.3	60	0.8	0.33	0.09	107	2000	14	0.1	0.15	2.4	40	out	DFN-8/SO-8/MS-8	VFB	Micropower/Precision/RRIO	\$1.65
2	LT1884	0.4	50	0.8	2	0.9	108	1600	9.5	0.05	0.9	2.4	40	out	DIP-8/SO-8	VFB	Picoamp Input Current/Precision	\$2.75
2	LT6014	0.4	60	0.8	1.6	0.2	107	2000	9.5	0.15	0.165	2.7	40	out	DFN-8/SO-8	VFB	Micropower/Precision/RRIO/ $A_V > 5$	\$1.65
2	LT1673	1	375	2	0.012	0.005	90	500	185	0.01	0.002	2.1	36	yes	DIP-8/SO-8	VFB	Ultralow Power/Over-the-Top Inputs	\$2.45
2	LT1495	1	375	2	0.0027	0.001	100	500	185	0.01	0.0015	2.1	36	yes	DIP-8/SO-8	VFB	Ultralow Power/Rail-to-Rail/Precision	\$2.45
2	LT1002	3	60	0.9	0.8	0.25	110	800	9.6	0.1	2.5	6	44		DIP-14	VFB	High CMRR and PSRR	\$2.85
2	LT2178	5	70	1.8	0.06	0.025	93	700	49	0.01	0.018	2.2	44	ss	SO-8	VFB	Micropower Single Supply	\$3.50
2	LT1178	5	70	3	0.085	0.04	97	2500	49	0.00001	0.017	2	44	ss	DIP-8/SO-8/SOW-16	VFB	Precision/Micropower/Single Supply	\$2.95
2	LT2078	8	70	1.8	0.2	0.07	95	1000	28	0.02	0.05	2.3	44	ss	SO-8	VFB	Micropower/Single Supply/Std Pinout	\$3.50
2	LT1078	8	70	1.8	0.2	0.07	97	1000	28	0.06	0.05	2.2	44	ss	DIP-8/SO-8	VFB	Precision/Micropower/Single Supply	\$2.70
2	LT1490A	8	500	4	0.18	0.06	84	1500	50	0.015	0.055	2	44	yes	DFN-8/DIP-8/MS-8/SO-8	VFB	RRIO/Over-the-Top	\$1.75
4	LTC6079	0.001	25	1.4	0.75	0.05	95	3162	18		0.072	2.7	6	yes	DFN-16/SSOP-16	VFB	Micropower/Precision/RRIO	\$2.53
4	LTC6082	0.001	70	0.8	3.5	1	110	120	13	0.0005	0.425	2.7	5.5	yes	DFN-16/SSOP-16	VFB	Precision/RRIO/Low Bias Current	\$2.97
4	LTC6085	0.001 Typ	600	5	1.5	0.5	70	6000	27	0.00056	0.11 Typ	2.1	5.5	yes	DFN-16/SSOP-16	VFB	Precision/1.5MHz/RRIO/Low Bias Current	C.F.
4	LTC6088	0.001 Typ	750	5	14	7.2	70	6000	16	0.00056	1.3	2.7	5.5	yes	SSOP-16/DFN-16	VFB	Precision/RRIO/Low Bias Current	\$1.40
4	LTC1053	0.065	5	0.05	2.5	4	106	100000	70	0.0022	2	4.75	16.5	out	DIP-14/SOW-18	ZD	Zero Drift No External Capacitors	\$7.50
4	LTC2052	0.075	3	0.03	3	2	120	10000			1.2	2.7	7	out	SO-14/SSOP-16	ZD	Zero-Drift Op Amp 3V/5V Operation	\$3.65
4	LTC6242	0.075	125	2.5	18	10	80	1600	7	0.00056	2.2	2.8	6	out	DFN-16/SSOP-16	VFB	1pA Input Bias Current CMOS Amp	\$2.25
4	LTC6242HV	0.075	125	2.5	18	10	80	1600	7	0.00056	2.2	2.8	11	out	DFN-16/SSOP-16	VFB	1pA Input Bias Current CMOS Amp	\$3.30
4	LT6005	0.09	650	5	0.002	0.0008	88	500	325	0.012	0.001	1.6	16	yes	DFN-8/MS-8	VFB	1.6V/1µA Precision RRIO	\$1.10
4	LTC2052HV	0.15	3	0.03	3	2	125	10000			1.5	2.7	12	out	SO-14/SSOP-16	ZD	Zero-Drift 3V/5V/±5V Operation	\$4.55
4	LT1114	0.25	60	1.1	0.75	0.3	120	5000	14	0.008	0.4	2	40		DIP-14/SO-16	VFB	Low Power/Matching Specs/C-Load Stable	\$4.40
4	LT6012	0.3	60	0.8	0.33	0.09	107	2000	14	0.1	0.15	2.4	40	out	SO-14/SSOPN-16	VFB	Micropower/Precision/RRIO	\$2.95
4	LT1882	0.5	80	0.8	1	0.35	106	1600	14	0.3	0.9	2.4	40	out	SO-14	VFB	Picoamp Input Current/Precision	\$4.85
4	LT1885	0.9	80	0.8	2	0.9	108	1600	9.5	0.05	0.9	2.4	40	out	SO-14	VFB	Picoamp Input Current/Precision	\$4.85
4	LT1674	1	375	2	0.012	0.005	90	500	185	0.01	0.002	2.1	36	yes	DIP-14/SO-14	VFB	Ultralow Power/Over-the-Top Inputs	\$3.25
4	LT1496	1	375	2	0.0027	0.001	100	500	185	0.01	0.0015	2.1	36	yes	DIP-14/SO-14	VFB	Ultralow Power/Precision/RRIO	\$3.25
4	LT1179	5	100	0.3	0.085	0.04	97	2500	49	0.00001	0.017	2	44	ss	DIP-14/SOW-16	VFB	Precision/Micropower/Single Supply	\$3.70
4	LT2179	5	100	3	0.06	0.025	93	700	49	0.01	0.018	2.2	44	ss	SO-14	VFB	Micropower Single Supply	\$6.30
4	LT1079	8	100	1.8	0.2	0.07	97	1000	28	0.06	0.05	2.2	44	ss	DIP-14/SOW-16	VFB	Precision/Micropower/Single Supply	\$3.40
4	LT2079	8	110	3	0.2	0.07	95	1000	28	0.02	0.05	2.3	44	ss	SO-14	VFB	Micropower Single Supply	\$5.95

† Primary Sort Column
 †† Secondary Sort Column

Notes:

- ss = Input common mode range includes negative supply rail
- Topology: VFB = Voltage Feedback, CFA = Current Feedback, ZD = Zero Drift Amplifier, IA = Instrumentation Amplifier, JFET = JFET Input Stage, BUF = Buffer, MUX = Multiplexer, VIDEO = Optimized for Video Applications, DIFF = Fully Differential Amplifier, SGA = Selectable Gain Difference Amplifier, CSA = Current Sense Amplifier
- C.F. = Contact Factory



Amps, Refs, Filters, Comps
 Precision Low Bias
 Power Management
 Data Conversion
 High Frequency
 Reference Material

PRECISION RAIL-TO-RAIL INPUT/OUTPUT OP AMPS (V_{OS} MAX ≤ 1mV)

Amplifiers Per Package	Part Number	V _{OS} Max 25°C (μV)	TC of V _{OS} Max (μV/°C)	I _{BIAS} Max 25°C (nA)	GBW Typ 25°C (MHz)	Slew Rate Typ 25°C (V/μs)	CMRR Min 25°C (dB)	A _{VDL} Typ 25°C (V/mV)	E _{NOISE} Typ 25°C (nV/√Hz)	I _{SUPPLY} Max 25°C (mA)	Shutdown	V _{SUPPLY} Min (V)	V _{SUPPLY} Max (V)	V _{OH} ⁽¹⁾ Typ 25°C (V)	V _{OL} ⁽¹⁾ Typ 25°C (V)	Package	Features	Price 1K Qty
1	LTC2053	10	0.05	10	0.2	0.2	105		50	1.3	no	2.7	11	0.06	0.02	DFN-8/MS-8	Zero-Drift IA	\$3.20
1	LTC2053-SYNC	10	0.05	10	0.2	0.2	105		50	1.3	no	2.7	11	0.06	0.02	MS-8	Zero-Drift IA/Freq. Set with Ext. Clock	\$3.40
1	LTC6915	10	0.05	10	0.2	0.2	105		50	1.6	yes	2.7	11	0.01	0.017	DFN-12/SSOP-16	Serial or Par. PGA/A _V =0 to 4096 V/V	\$2.44
1	LTC1152	10	0.1	0.1	0.7	0.5	115	3162	130	3	yes	3	14	0.01	0.01	DIP-8/SO-8	Zero Drift C-Load Stable with Ext. RC	\$3.15
1	LT1991	50	1	5	0.56	0.12	80		46	0.11	no	2.4	40	0.04	0.04	MS-10/DFN-10	Precision/Gain Select Range -13 to 14	\$1.39
1	LT1996	50	1	5	0.56	0.12	80		18	0.11	no	2.7	36	0.04	0.04	MS-10/DFN-10	Precision/A _V =9 to 117	\$1.39
1	LT1677	60	1.5	20	7.2	2.5	109	19000	3.2	3.5	no	2.5	44	0.11	0.11	DIP-8/SO-8	High Loop Gain/Low Noise/RRIO	\$2.15
1	LT1218	90	3	70	0.3	0.1	92	1000	33	0.42	yes	2	36	0.004	0.003	SO-8/DIP-8	Low V _{OS} Across Entire R-R Input Range	\$4.75
1	LT1218L	90	3	70	0.3	0.1	92	1000	33	0.42	yes	2	16	0.004	0.003	SO-8/DIP-8	Low V _{OS} Across Entire R-R Input Range	\$2.90
1	LT1219	90	3	70	0.15	0.05	92	1000	33	0.42	yes	2	36	0.004	0.003	SO-8/DIP-8	Low V _{OS} Across Entire R-R Input Range	\$4.75
1	LT1219L	90	3	70	0.15	0.05	92	1000	33	0.42	yes	2	16	0.004	0.003	SO-8/DIP-8	Low V _{OS} Across Entire R-R Input Range	\$2.90
1	LTC6800	100	0.25	10	0.2	0.2	90		50	1.2	no	2.7	5.5	0.02	0.02	DFN-8/MS-8	Zero-Drift RRIO IA	\$1.55
1	LT1636	225	5	8	0.2	0.07	84	2000	52	0.055	yes	2.6	44	0.015	0.002	DFN-8/DIP-8/MS-8/SO-8	Over-the-Top Micropower Op Amp	\$1.45
1	LT1637	350	3	50	1	0.35	88	800	27	0.25	yes	1.8	44	0.025	0.003	DFN-8/DIP-8/MS-8/SO-8	High Voltage/Over-the-Top/Low Power	\$1.45
1	LT1800	350	5	250	80	25	85	85	8.5	2	no	2.3	12.6	0.016	0.012	SO-8/SOT23-5	High Speed/Power/Precision/RRIO	\$1.30
1	LT6220	350	5	150	60	20	85	100	10	1	no	2.2	12.6	0.005	0.005	SO-8/SOT23-5	Precision/Low Power/RRIO	\$1.20
1	LT1672	375	2	1	0.012	0.005	90	500	185	0.002	no	2.1	36	0.035	0.05	DIP-8/MS-8/SO-8	Ultralow Power/Over-the-Top Inputs	\$1.65
1	LT1494	375	2	1	0.0027	0.001	100	500	185	0.0015	no	2.1	36	0.035	0.05	DIP-8/MS-8/SO-8	Ultralow Power/Rail-to-Rail/Precision	\$1.65
1	LT6003	500	5	0.09	0.002	0.0008	88	500	325	0.001	no	1.6	16	0.045	0.015	SOT23-5/DFN-4	1.6V/1μA Precision RRIO	\$0.72
1	LT6202	500	24	7000	100	25	65	200	1.9	3.5	no	2.5	12.6	0.04	0.005	SO-8/SOT23-5	Low Noise/Low Power/RRIO	\$1.45
1	LT1806	550	5	4000	325	125	79	220	3.5	13	yes	2.5	12.6	0.015	0.008	SO-8/SOT23-6	High Speed/Precision/Low Noise	\$2.10
1	LT6000	750	5	5	0.05	15	90	65	75	0.016	no	1.8	18	0.03	0.03	DFN-6	1.8V/13μA Precision Op Amp	\$0.80
1	LT1783	800	5	80	1.25	0.42	90	1500	20	0.3	yes	2.2	18	0.06	0.003	SOT23-5/SOT23-6	Over-the-Top/Micropower/RRIO/C-Load	\$1.10
1	LT1782	800	5	15	0.2	0.07	90	1500	50	0.055	yes	2.2	18	0.06	0.003	SOT23-5/SOT23-6	Over-the-Top/Micropower/RRIO/C-Load	\$1.10
1	LT6200	1000	24	40000	165	50	68	200	0.95	23	yes	2.5	12.6	0.07	0.012	SO-8/SOT23-6	Low Noise/RRIO/High Speed	\$2.15
1	LT6200-5	1000	24	40000	800	250	68	200	0.95	23	yes	2.5	12.6	0.07	0.012	SO-8/SOT23-6	Low Noise/RRIO/High Speed/A _V >5	\$1.50
1	LT6200-10	1000	24	40000	1600	450	68	200	0.95	23	yes	2.5	12.6	0.07	0.012	SO-8/SOT23-6	Low Noise/RRIO/High Speed/A _V >10	\$1.50
2	LTC6078	25	0.7	0.001	0.75	0.05	95	3162	18	0.072	yes	2.7	6	0.001	0.001	MS-8/DFN-10	Micropower/Precision/RRIO	\$1.49
2	LTC6081	70	0.8	1	3.5	1	110	120	13	425	yes	2.7	5.5	0.001	0.001	DFN-10/MS-8	Precision/RRIO/Low Bias Current	\$1.74
2	LTC6244	100	2.5	0.075	50	35	2500	8	7.4	no	2.8	7	0.015	0.015	DFN-8/MSOP-8	50MHz Precision CMOS Op Amp	\$1.65	
2	LTC6244HV	100	2.5	0.075	50	35	2500	8	7.4	no	2.8	12	0.015	0.015	DFN-8/MSOP-8	50MHz Precision CMOS Op Amp	\$2.35	
2	LT1678	100	3	20	20	6	98	3000	3.9	3.4	no	3	36	0.075	0.08	SO-8	Very Low 1/f Corner Frequency	\$2.50
2	LT1801	350	5	250	80	25	85	85	8.5	2	no	2.3	12.6	0.018	0.016	DFN-8/MS-8/SO-8	High Speed/Power/Precision/RRIO	\$1.95
2	LT6221	350	5	150	60	20	85	100	10	1	no	2.2	12.6	0.005	0.005	DFN-8/SO-8	Precision/Low Power/RRIO	\$1.85
2	LT1673	375	2	1	0.012	0.005	90	500	185	0.002	no	2.1	36	0.035	0.05	DIP-8/SO-8	Ultralow Power/Over-the-Top Inputs	\$2.45
2	LT1495	375	2	1	0.0027	0.001	100	500	185	0.0015	no	2.1	36	0.035	0.05	DIP-8/SO-8	Ultralow power/Rail-to-Rail/Precision	\$2.45
2	LT1466L	390	7	14	0.12	0.04	88	1500	45	0.075	no	2	16	0.026	0.032	DIP-8/SO-8	Precision Rail-to-Rail Micropower	\$4.15
2	LT1498	475	2.5	650	10.5	4.5	93	3800	12	2.2	no	2.2	36	0.0025	0.014	DIP-8/SO-8	Stable with Large C-Load	\$2.96
2	LT1366	475	6	35	0.4	0.13	95	2000	29	0.52	no	2	36	0.004	0.006	DIP-8/SO-8	C-Load Stable up to 1000pF	\$3.50
2	LT1368	475	6	35	0.16	0.065	95	2000	29	0.52	no	2	36	0.004	0.012	DIP-8/SO-8	Stable with 100nF C-Load	\$3.45
2	LT1490A	500	4	8	0.18	0.06	84	1500	50	0.055	no	2	44	0.022	0.003	DFN-8/DIP-8/MS-8/SO-8	RRIO/Over-the-Top	\$1.75
2	LT6004	500	5	0.09	0.002	0.0008	88	500	325	0.001	no	1.6	16	0.045	0.015	DFN-8/MS-8	1.6V/1μA Precision RRIO	\$1.10
2	LT6203	500	24	7000	100	25	65	200	1.9	3.5	no	2.5	12.6	0.04	0.005	DFN-8/MS-8/SO-8	Low Noise/Low Power/RRIO	\$2.45
2	LT1630	525	5.5	1000	30	9.2	79	3500	6	4.4	no	2.6	36	0.015	0.014	DIP-8/SO-8	Low Distortion/High Speed/RRIO	\$2.96
2	LT1807	550	5	4000	325	125	79	220	3.5	13	no	2.5	12.6	0.015	0.008	MS-8/SO-8	High Speed/Precision/Low Noise	\$3.40
2	LT6001	600	5	5	0.05	0.015	90	65	75	0.016	yes	1.8	18	0.03	0.03	MS-8/DFN-10	1.8V/13μA Precision RRIO	\$1.25
2	LT1638	600	6	50	1.2	0.38	88	1500	20	0.23	no	2.2	44	0.02	0.003	DFN-8/DIP-8/MS-8/SO-8	High Voltage/Over-the-Top/Low Power	\$1.95
2	LTC6084	600	5	0.001 Typ	1.5	0.5	70	6000	27	0.11 Typ	yes	2.1	5.5	0.05	0.05	DFN-10/MS-8	Precision/1.5MHz/RRIO/Low Bias Current	C.F.
2	LTC6087	750	5	0.001 Typ	14	7.2	70	6000	12	1.3	yes	2.7	5.5	0.015	0.25	MS-8/DFN-10	RRIO	\$0.91
2	LT6201	1000	24	40000	165	50	68	200	0.95	23	no	2.5	12.6	0.07	0.012	DFN-8/SO-8	Low Noise/RRIO/High Speed	\$3.65
4	LTC6079	25	1.4	0.001	0.75	0.05	95	3162	18	0.072	no	2.7	6	0.001	0.001	DFN-16/SSOP-16	Micropower/Precision/RRIO	\$2.53
4	LTC6082	70	0.8	1	3.5	1	110	120	13	425	yes	2.7	5.5	0.001	0.001	DFN-16/SSOP-16	Precision/RRIO/Low Bias Current	\$2.97
4	LT1679	100	3	20	20	6	98	3000	3.9	3.4	no	3	36	0.075	0.08	SO-14	Very Low 1/f Corner Frequency	\$3.85

† Primary Sort Column
†† Secondary Sort Column

PRECISION RAIL-TO-RAIL INPUT/OUTPUT OP AMPS ($V_{OS} \text{ MAX} \leq 1\text{mV}$)

† Amplifiers Per Package	Part Number	†† V_{OS} Max 25°C (μV)	TC of V_{OS} Max (μV/°C)	I_{BIAS} Max 25°C (nA)	GBW Typ 25°C (MHz)	Slew Rate Typ 25°C (V/μs)	CMRR Min 25°C (dB)	A_{VOL} Typ 25°C (V/mV)	E_{NOISE} Typ 25°C (nV/√Hz)	I_{SUPPLY} Max 25°C (mA)	Shutdown	V_{SUPPLY} Min (V)	V_{SUPPLY} Max (V)	$V_{OH}^{(1)}$ Typ 25°C (V)	$V_{OL}^{(1)}$ Typ 25°C (V)	Package	Features	Price 1K Qty
4	LT1802	350	5	250	80	25	85	85	8.5	2	no	2.3	12.6	0.018	0.016	SO-14	High Speed/Power/Precision/RRIO	\$3.50
4	LT6222	350	5	150	60	20	85	100	10	1	no	2.2	12.6	0.005	0.005	SSOP-16	Precision/Low Power/RRIO	\$2.95
4	LT1674	375	2	1	0.012	0.005	90	500	185	0.002	no	2.1	36	0.035	0.05	DIP-14/SO-14	Ultralow Power/Over-the-Top Inputs	\$3.25
4	LT1496	375	2	1	0.0027	0.001	100	500	185	0.0015	no	2.1	36	0.035	0.05	DIP-14/SO-14	Ultralow Power/Precision/RRIO	\$3.25
4	LT1467L	390	7	14	0.12	0.04	88	1500	45	0.075	no	2	16	0.026	0.032	SO-16	Precision Micropower Rail-to-Rail	\$7.20
4	LT1499	475	2.5	650	10.5	4.5	93	3800	12	2.2	no	2.2	36	0.0025	0.014	SO-14	Stable with Large C-Load	\$5.60
4	LT6204	500	24	7000	100	25	65	200	1.9	3.5	no	2.5	12.6	0.04	0.005	SO-14/SSOPN-16	Low Noise/Low Power/RRIO	\$4.50
4	LT1631	525	5.5	1000	30	9.2	79	3500	6	4.4	no	2.6	36	0.015	0.014	SO-14	Low Distortion/High Speed/RRIO	\$5.60
4	LT1639	600	6	50	1.075	0.38	88	1500	20	0.23	no	2.2	44	0.02	0.003	DIP-14/SO-14	High Voltage/Over-the-Top/Low Power	\$3.30
4	LTC6085	600	5	0.001 Typ	1.5	0.5	70	6000	27	0.11 Typ	yes	2.1	5.5	0.05	0.05	DFN-16/SSOP-16	Precision/1.5MHz/RRIO/Low Bias Current	C.F.
4	LT6005	650	5	0.09	0.002	0.0008	88	500	325	0.001	no	1.6	16	0.045	0.015	DFN-16/TSSOP-16	1.6V/1μA Precision RRIO	\$1.75
4	LT6002	750	5	5	0.05	0.015	90	65	75	0.016	no	1.8	18	0.03	0.03	SSOP-16/DFN-16	1.8V/13μA Precision RRIO	\$2.00
4	LTC6088	750	5	0.001 Typ	14	7.2	70	6000	12	1.3	yes	2.7	5.5	0.015	0.25	SSOP-16/DFN-16	RRIO	\$1.40
4	LT1367	800	6	35	0.4	0.13	93	2000	29	0.52	no	2	36	0.004	0.006	SO-14	C-Load Stable up to 1000pF	\$6.10
4	LT1369	800	6	35	0.16	0.065	93	2000	29	0.52	no	2	36	0.004	0.006	SO-14	Stable with 100nF C-Load	\$6.10
4	LT1491A	1000	4	8	0.18	0.06	84	1500	50	0.055	no	2	44	0.022	0.003	DIP-14/SO-14/DFN-16	RRIO/Over-the-Top	\$3.00

† Primary Sort Column
 †† Secondary Sort Column

Note:
 1. V_{OH} = How close the output swings to the positive rail
 V_{OL} = How close the output swings to the negative rail
 2. C.F. = Contact Factory

INSTRUMENTATION AMPS

Part Number	† V_{OS} Max 25°C (μV)	Av Min Stable Typ 25°C (V/V)	Av Max Typ 25°C (V/V)	Gain Error Max 25°C (%)	Gain Drift Max (ppm/°C)	CMRR Min 25°C (dB)	TC of V_{OS} Max (μV/°C)	I_{BIAS} Max 25°C (nA)	E_{NOISE} Typ 25°C (nV/√Hz)	I_{SUPPLY} Max 25°C (mA)	V_{SUPPLY} Min (V)	V_{SUPPLY} Max (V)	GBW Typ 25°C (MHz)	Slew Rate Typ 25°C (V/μs)	Package	Features	Price 1K Qty
LTC6915	10	1	4088	0.075	1	105	0.05	10	50	1.6	2.7	11	0.2	0.2	DFN-12/SSOP-16	Serial or Par. PGA/ $A_V=0$ to 4096 V/V	\$2.44
LTC2053	10	1		0.01		105	0.05	10	50	1.3	2.7	11	0.2	0.2	DFN-8/MS-8	Zero-Drift IA	\$3.20
LTC2053-SYNC	10	1		0.01		105	0.05	10	50	1.3	2.7	11	0.2	0.2	MS-8	Zero-Drift IA/Freq. Set with Ext. Clock	\$3.40
LTC1100	10	10	100	0.05		104	0.1	0.05	38	2.8	4	18	1.8	3	DIP-8/SOW-16	Zero Drift/Fixed Gain of 10 and 100	\$6.15
LT1167	40	1	10000	0.02	50	126	0.3	0.35	7.5	1.3	4.6	40	1	1.2	DIP-8/SO-8	Precision/Low Bias Current IA	\$3.20
LT1168	40	1	10000	0.02	200	126	0.3	0.25	10	0.53	4.6	40	0.4	0.5	DIP-8/SO-8	Precision IA/Low Bias Current/Low Power	\$3.70
LTC6800	100	1		0.1		90	0.25	10	50	1.2	2.7	5.5	0.2	0.2	DFN-8/MS-8	Zero-Drift RRIO IA	\$1.55
LT1789-1	100	1	1000	0.2	50	100	0.7	40	48	0.095	2.2	36	0.06	0.026	SO-8	Micropower/Precision IA/Single Supply	\$3.20
LT1920	125	1	10000	0.1	50	110	1	2	7.5	1.3	4.6	40	0.8	1.2	DIP-8/SO-8	Resistor Programmable IA	\$3.05
LT1789-10	160	10	1000	0.25	50	98	0.7	40	52	0.095	2.2	36	0.025	0.026	SO-8	Micropower/Precision IA/ $A_V>10$	\$3.20
LT1101	160	10	100	0.04	4	100	2	8	43	0.13	1.8	44	0.37	0.1	DIP-8/SOW-16	Micropower Single Supply IA/ $A_V=10$ or 100	\$4.75
LT1102	600	10	100	0.05	10	84	8	0.04	19	5	18	40	3.5	30	DIP-8	JFET Input IA/Gain of 10 or 100	\$4.75

† Primary Sort Column

HIGH SPEED OP AMPS (GAIN BANDWIDTH PRODUCT $\geq 10\text{MHz}$)

† Amplifiers Per Package	Part Number	†† GBW Typ 25°C (MHz)	Slew Rate Typ 25°C (V/μs)	Settle Time to 0.1% Typ 25°C (ns)	E_{NOISE} Typ 25°C (nV/√Hz)	I_{NOISE} Typ 25°C (pA/√Hz)	V_{OS} Max 25°C (μV)	I_{BIAS} Max 25°C (nA)	A_{VOL} Typ 25°C (V/mV)	I_{OUT} Min 25°C (mA)	I_{SUPPLY} Max 25°C (mA)	Shutdown	V_{SUPPLY} Min (V)	V_{SUPPLY} Max (V)	Rail-to-Rail I/O ⁽¹⁾	Package	C-Load Stable (pF)	Av Min Stable Typ 25°C (V/V)	Type ⁽²⁾	Price 1K Qty
1	LTC6406	3000	630	11	1.6		3500	6000 Typ		38	22	yes	2.7	3.5	in	3×3 QFN-16		1	DIFF	\$3.44
1	LTC6401-8	2200	3400	3	3.2		4000			10	60		2.85	3.5		3×3 QFN-16		2.5	DIFF	\$2.95
1	LTC6401-14	1950	3600	2.8	2.5		3000			10	60	yes	2.85	3.5		3×3 QFN-16		5	DIFF	\$2.95
1	LTC6400-26	1900	6670	3	1.5		2000			20	102		2.85	3.5		3×3 QFN-16		20	DIFF	\$3.20
1	LTC6400-20	1840	4500	0.8	2.1		2000			20	105	yes	2.85	3.5		3×3 QFN-16		10	DIFF	\$2.95

† Primary Sort Column
 †† Secondary Sort Column



Amps, Refs, Filters, Comps
 RRIO, INSTANT, HI-SPEED
 Power Management
 Data Conversion
 Interface
 High Frequency
 Reference Material

HIGH SPEED OP AMPS (GAIN BANDWIDTH PRODUCT ≥10MHz)

Amps, Refs, Filters, Comps
HIGH SPEED

Power Management

Data Conversion

Interface

High Frequency

Reference Material

†	Amplifiers Per Package	Part Number	†† GBW Typ 25°C (MHz)	Slew Rate Typ 25°C (V/μs)	Settle Time to 0.1% Typ 25°C (ns)	E _{NOISE} Typ 25°C (nV/√Hz)	I _{NOISE} Typ 25°C (pA/√Hz)	V _{OS} Max 25°C (μV)	I _{BIAS} Max 25°C (nA)	A _{VOL} Typ 25°C (V/mV)	I _{OUT} Min 25°C (mA)	I _{SUPPLY} Max 25°C (mA)	Shutdown	V _{SUPPLY} Min (V)	V _{SUPPLY} Max (V)	Rail-to-Rail I/O ⁽¹⁾	Package	C-Load Stable (pF)	Av Min Stable Typ 25°C (V/V)	Price 1K Qty
1	1	LTC6404-4	1700	1200	11	1.5	3	2000	-23000	32	40	39	yes	2.7	5.25	out	3×3 QFN-16		4	DIFF \$3.44
		LT6401-26	1610	3300	3.6	1.5		2500			10	60	yes	2.85	3.5		3×3 QFN-16		20	DIFF \$2.95
		LT6200-10	1600	450		0.95	2.2	1000	40000	200	60	23	yes	2.5	12.6	yes	SO-8/SOT23-6	1000	10	VFB \$1.50
		LT6230-10	1450	320		1.1	1	500	10000	260	30	3.75	yes	3	12.6	out	SOT23-6	2000	10	VFB \$1.50
		LT6410-6	1400	1500		3		2000			38	130	yes	2.8	5.25		3×3 QFN-16		2	DIFF \$2.89
		LTC6401-20	1250	4500	3.2	2.1		2000			10	62	yes	2.85	3.5		3×3 QFN-16		10	DIFF \$2.95
		LT1226	1000	400	100	2.6	1.5	1000	8000	150	24	9	no	5	36		SO-8/DIP-8	1000	25	VFB \$2.85
1	1	LTC6404-2	900	700	12	1.5	3	2000	-23000	32	40	39	yes	2.7	5.25	out	3×3 QFN-16		2	DIFF \$3.44
		LT1993-4	900	1100	4	2.15		6500			40	112	yes	4	5.5		3×3 QFN-16	5	4	DIFF \$2.95
		LT5514	850		500				20000		33	0.1	yes	4.75	5.25		TSSOP-20		1	DIFF, PGA \$5.20
		LT1993-2	800	1100	4	3.5		6500			40	112	yes	4	5.5		3×3 QFN-16	5	2	DIFF \$2.95
		LT6200-5	800	250		0.95	2.2	1000	40000	200	60	23	yes	2.5	12.6	yes	SO-8/SOT23-6	1000	5	VFB \$1.50
		LT1993-10	700	1100	4	1.7		6500			40	112	yes	4	5.5		3×3 QFN-16	5	10	DIFF \$2.95
		LT5524	540		500				30000		24	0.1	yes	4.75	5.25		TSSOP-20		1	DIFF, PGA \$4.40
		LTC6404-1	500	450	13	1.5	3	2000		32	40	35.5	yes	2.7	5.25	out	3×3 QFN-16			DIFF \$3.44
		LT1222	500	200	75	3	2	300	300	200	24	10.5	no	5	36		SO-8/DIP-8	1000	10	VFB \$3.40
		LT1818	400	2500	10	6	1.2	1500	8000	2.5	40	10	no	3.5	12.6		SO-8/SOT23-5	20	1	VFB \$0.95
		LT1395	400	800	25	4.5	6	10000			80	6.5	yes	3	12.6		SO-8/SOT23-5/SOT23-6	1000	1	CFA \$1.30
		LT6233-10	375	115		1.9	0.43	500	3000	180	40	1.25	yes	3	12.6	out	SOT23-6	1000	10	VFB \$1.90
		LT1192	350	450	90	9	4	2500	2500	180	50	38	yes	4	18		DIP-8/SO-8	50	5	VFB \$1.70
		LT1194	350	500	200	15	4	6000	3500		64	40	no	4	18		DIP-8/SO-8	50	10	VIDEO \$2.90
		LT1806	325	125	60	3.5	1.5	550	4000	220	35	13	yes	2.5	12.6	yes	SO-8/SOT23-6	1000	1	VFB \$2.10
		LT6402-6	300	400	10	3.8		6500			30	37	yes	4	5.5	ss	3×3 QFN-16	5	2	DIFF \$2.39
		LT6402-12	300	400	10	2.7		6500			30	37	yes	4	5.5	ss	3×3 QFN-16	5	4	DIFF \$2.39
		LT6402-20	300	1000	8	1.85		6500			30	37	yes	4	5.5	ss	3×3 QFN-16	5	10	DIFF \$2.39
		LT1675-1	250	1100				40000	30000		50	14	yes	5.2	12.6		MS-8/SO-8	5	2	VIDEO \$1.95
		LT1252	250	250		3	1.5	15000		1.5	30	18	no	4	28		DIP-8/SO-8	100	1	CFA \$1.70
		LT1815	220	1500	15	6	1.3	1500	8000	3	50	7.8	no	4	12.6		SO-8/SOT23-5/SOT23-6	10	1	VFB \$0.88
		LT6230	215	70	50	1.1	1	500	10000	260	30	3.75	yes	3	12.6	out	SOT23-6	1000	1	VFB \$1.25
1	1	LTC6403-1	200	200	30	2.8	1.8	1500	2500	32	30	11.8	yes	2.7	5.25	out	3×3 QFN-16		1	DIFF \$1.79
		LT6210	200	700	20	6.5	4.5	6000			75	8.3	no	3	13.2	out	SOT23-6	10000	1	CFA \$1.20
		LT1722	200	70	91	3.8	1.2	400	300	17	35	4.5	no	4.6	12.6		SO-8/SOT23-5	100	1	VFB \$0.88
		LT1189	180	220	1000	30	1.25	3000	2000	14	21.3	16	yes	4	18		DIP-8/SO-8	10	10	VIDEO \$2.90
		LT6200	165	50	140	0.95	2.2	1000	40000	200	60	23	yes	2.5	12.6	yes	SO-8/SOT23-6	1000	1	VFB \$2.15
		LT1809	160	300	27	16	5	2500	8000	80	45	17	yes	2.5	12.6	yes	SO-8/SOT23-6	1000	1	VFB \$1.75
		LT1225	150	400	90	7.5	1.5	1000	8000	20	24	9	no	5	36		SO-8/DIP-8	1000	5	VFB \$2.85
		LT1203	150	300	85			30000	5000	1	4.5	14	yes	9	36		DIP-8/SO-8	100	1	VIDEO \$1.50
		LT1221	150	250	90	6	2	1000	300	100	24	10.5	no	5	36		SO-8/DIP-8	1000	4	VFB \$3.30
		LT1227	140	1100	50	3.2	1.7	10000			30	15	yes	4	36		DIP-8/SO-8	2000	1	CFA \$2.40
		LT1223	100	1000	75	33	2.2	3000		5000	50	10	yes	5	36		SO-8/DIP-8	1800	1	CFA \$2.85
		LT1812	100	750	30	8	1	1500	4000	3	40	3.6	yes	2.5	12.6		SO-8/SOT23-5/SOT23-6	100	1	VFB \$0.88
		LT6205	100	600	25	9	4	4500	30000	133	25	5.6	no	3	12.6	out	SOT23-5	1000	1	VFB \$0.88
		LT1228	100	500	45	20	1.4	5000	1000		30	15	no	4	36		DIP-8/SO-8	2000	1	CFA \$3.75
		LT6202	100	25	78	1.9	0.75	500	7000	200	30	3.5	no	2.5	12.6	yes	SO-8/SOT23-5	1000	1	VFB \$1.45
		LT1204	95	1000	70	7	1.5	14000			35	24	no	9	36		DIP-16/SOW-16	4000	1	VIDEO \$4.80
		LT1191	90	450	110	25	4	5000	2500	45	50	38	yes	4	18		DIP-8/SO-8	30	1	VFB \$1.70
		LT1468	90	22	760	5	0.6	75	40	9000	15	5	no	6	36		DIP-8/SO-8	300	1	VFB \$2.95
		LT1803	83	100	350	21	2.5	2000	750	60	20	3	no	2.3	12.6	yes	SO-8/SOT23-5	1000	1	VFB \$1.30
		LT1193	80	500	180	50	4	12000	3500	17	64	40	yes	4	18		DIP-8/SO-8	30	2	VIDEO \$2.90
		LT1800	80	25	250	8.5	1	350	250	85	20	2	no	2.3	12.6	yes	SO-8/SOT23-5	1000	1	VFB \$1.30
		LT6552	75	600	35	55	0.7	20000	50000		35	13.5	yes	3	12.6	out	DFN-8/SO-8	1000	2	VFB \$1.10
		LT1028	75	15		0.85	1	40	90	30000	18.3	9.5	no	8	44		DIP-8/SO-8/SOW-16	300	2	VFB \$4.75
		LT1363	70	1000	50	9	1	1500	2000	9	50	7.5	no	3	36		SO-8/DIP-8	All	1	VFB \$2.40
		LT1994	70	65	90	3	2.5	2000	45000	100	45	18.5	yes	2.375	12.6	out	MS-8/DFN-8	25	1	DIFF \$1.65

† Primary Sort Column
†† Secondary Sort Column

MS-8, MS-10 = MSOP; SSOPN = Narrow SSOP; SSOPW = Wide SSOP; SOW = Wide SO



HIGH SPEED OP AMPS (GAIN BANDWIDTH PRODUCT ≥10MHz)

†	Amplifiers Per Package	Part Number	†† GBW Typ 25°C (MHz)	Slew Rate Typ 25°C (V/μs)	Settle Time to 0.1% Typ 25°C (ns)	E _{NOISE} Typ 25°C (nV/√Hz)	I _{NOISE} Typ 25°C (pA/√Hz)	V _{OS} Max 25°C (μV)	I _{BIAS} Max 25°C (nA)	A _{VOL} Typ 25°C (V/mV)	I _{OUT} Min 25°C (mA)	I _{SUPPLY} Max 25°C (mA)	Shutdown	V _{SUPPLY} Min (V)	V _{SUPPLY} Max (V)	Rail-to-Rail I/O ⁽¹⁾	Package	C-Load Stable (pF)	Av Min Stable Typ 25°C (V/V)	Price 1K Qty	
1	1	LT1115	70	15		0.9	1.2	200	380	20000	18.3	11.5	no	8	44		DIP-8/SOW-16	4000	1	VFB	\$2.90
1	1	LT1210	66	900		3	2	15000			1100	50	yes	8	36		DDPAK-7/SO-16/TO-220	10000	1	CFA	\$6.40
1	1	LT1206	66	900		3.6	2	10000			250	30	yes	10	36		DDPAK-7/DIP-8/SO-8/TO-220	10000	1	CFA	\$3.40
1	1	LT6220	60	20	300	10	0.8	350	150	100	20	1	no	2.2	12.6	yes	SO-8/SOT23-5	7000	1	VFB	\$1.20
1	1	LT6233	60	17	170	1.9	0.43	500	3000	180	40	1.25	yes	3	12.6	out	SOT23-6	1000	1	VFB	\$1.45
1	1	LT1037	60	15		2.5	0.4	25	35	20000	18.3	4.3	no	8	44		DIP-8/SO-8	100	5	VFB	\$1.90
1	1	LT1360	50	800	60	9	0.9	1000	1000	9	26	4.8	no	3	36		SO-8/DIP-8	All	1	VFB	\$2.20
1	1	LT1190	50	450	140	50	4	10000	2500	22	50	38	yes	4	18		DIP-8/SO-8	10	1	VFB	\$1.70
1	1	LT1187	50	165	100	65	1.5	10000	2000	5.5	21.3	16	yes	4	18		DIP-8/SO-8	10	2	VIDEO	\$2.90
1	1	LT1195	50	165	220	70	2	8000	2000	11	20	16	yes	4	18		DIP-8/SO-8	10	1	VFB	\$1.70
1	1	LT1224	45	400	90	22	1.5	2000	8000		24	9	no	5	36		SO-8/DIP-8	1000	1	VFB	\$2.85
1	1	LT1220	45	250	75	17	2	1000	300		24	10.5	no	5	36		SO-8/DIP-8	100000	1	VFB	\$3.40
1	1	LT1256	40	300	65	2.7	1.5	5000			30	17	no	5	36		DIP-14/SO-14	100	1	CFA	\$5.85
1	1	LT1251	40	300	65	2.7	1.5	5000	30000		30	17	no	5	36		DIP-14/SO-14	100	1	CFA	\$5.85
1	1	LT1010	30	200		20		150000	250000	1000	150	9	no	4.5	44		DIP-8/T-5/DFN-10	330000	1	BUF	\$2.40
1	1	LT1357	25	600	115	8	0.8	600	500	65	24	2.5	no	5	36		SO-8/DIP-8	All	1	VFB	\$2.45
1	1	LT1995	24	1000	100	14		5000	600 Typ		70	8.5	no	2.5	36		MS-10/DFN-10	200	1	SGA	\$1.89
1	1	LT6600-20	20			15		15000	95000		46	no	2.7	11	ss		SO-8	50	1	DIFF	\$2.95
1	1	LT1128	20	6		0.85	1	40	90	30000	18.3	9.5	no	8	44		DIP-8/SO-8	500	1	VFB	\$4.75
1	1	LTC6240	18	10		7	0.00056	175	0.001	1600	15	2.4	no	2.8	6	out	SOT-23/SO-8	200	1	VFB	\$0.77
1	1	LTC6240HV	18	10		7	0.00056	250	0.001	2700	15	3.3	no	2.8	11	out	SOT-23/SO-8	200	1	VFB	\$1.40
1	1	LT6600-15	15			19		15000	90000		46	no	2.7	11	ss		SO-8	50	1	DIFF	\$2.95
1	1	LT1122	14	80	340	14	0.002	600	0.075	500	19.1	10	no	20	40		DIP-8/SO-8	500	1	JFET	\$2.45
1	1	LTC6910-2	13	16		9.1		15000			9.5	3	no	2.7	11	yes	SOT23-8	50	1	PGA	\$1.10
1	1	LT1354	12	400	230	10	0.6	800	300	36	30	1.25	no	5	36		SO-8/DIP-8	All	1	VFB	\$2.30
1	1	LTC6910-1	11	16		8.6		15000			9.5	3	no	2.7	11	yes	SOT23-8	50	1	PGA	\$1.10
1	1	LTC6910-3	11	16		10.6		15000			9.5	3	no	2.7	11	yes	SOT23-8	50	1	PGA	\$1.10
1	1	LT6600-10	10			14		13000	85000		39	no	2.7	11	ss		SO-8/DFN-12	50	1	DIFF	\$2.95
1	1	LT1217	10	500	280	6.5	0.7	3000		177	50	2	yes	10	36		DIP-8/SO-8	5000	1	CFA	\$3.20
1	1	LT1797	10	2.25	1600	20	0.15	1500	300	1000	25	1.5	no	2.1	12.6	yes	SOT23-5	10000	1	VFB	\$1.00
2	2	LTC6420-20	1800	4500		2.2		2000			20	95	yes	2.85	3.5	out	3×4 QFN-20		10	DIFF	\$5.17
2	2	LTC6421-20	1300	4500		2.2		2000			10	50	yes	2.85	3.5	out	3×4 QFN-20		10	DIFF	\$4.77
2	2	LT1886	700	200	50	6	2	4000	4000	12	200	8.25	no	4	13.2		SO-8	1000	10	VFB	\$2.80
2	2	LT1969	700	200	50	6	2	4000	4000	12	200	8.25	no	4	13.2		MS-10	1000	10	VFB	\$2.95
2	2	LT6411	650	3300	6	8		10000			50	22	yes	4.5	12.6		QFN-16	12	1	VFB	\$2.39
2	2	LT1819	400	2500	10	6	1.2	1500	8000	2.5	40	10	no	3.5	12.6		MS-8/SO-8	20	1	VFB	\$1.60
2	2	LT1396	400	800	25	4.5	6	10000			80	6.5	no	3	12.6		DFN-8/MS-8/SO-8	1000	1	CFA	\$1.95
2	2	LT1807	325	125	60	3.5	1.5	550	4000	220	35	13	no	2.5	12.6	yes	MS-8/SO-8	1000	1	VFB	\$3.40
2	2	LT1398	300	800	25	4.5	6	10000			80	6.5	yes	3	12.6		SO-16	1000	1	CFA	\$2.25
2	2	LT1253	250	250		3	1.5	15000		1.5	30	11	no	4	28		DIP-8/SO-8	100	1	CFA	\$2.45
2	2	LT1816	220	1500	15	6	1.3	1500	8000	3	50	7.8	no	2.5	12.6		DFN-8/MS-8/MS-10/SO-8	10	1	VFB	\$1.50
2	2	LT6231	215	70	50	1.1	1	350	10000	260	30	3.75	no	3	12.6	out	DFN-8/SO-8	1000	1	VFB	\$1.95
2	2	LT6211	200	700	20	6.5	4.5	6000			75	8.3	no	3	13.2	out	DFN-10/MS-10	10000	1	CFA	\$1.60
2	2	LT6300	200	600		8	0.8	5000	4000	76	500	13.5	yes	8	27		SSOP-16	30	10	VFB	\$2.85
2	2	LT1794	200	600		8	0.8	5000	4000	12.5	500	13.5	yes	8	36		SOW-20/TSSOP-20	30	10	VFB	\$4.95
2	2	LT1739	200	600		8	0.8	5000	4000	6.3	500	13.5	yes	8	27		DFN-12/TSSOP-20	30	10	VFB	\$3.55
2	2	LT1723	200	70	91	3.8	1.2	400	300	17	35	4.5	no	4.6	12.6		MS-8/SO-8	100	1	VFB	\$1.15
2	2	LT6201	165	50	140	0.95	2.2	1000	40000	200	60	23	no	2.5	12.6	yes	DFN-8/SO-8	1000	1	VFB	\$3.65
2	2	LT1810	160	300	27	16	5	2500	8000	80	45	17	no	2.3	12.6	yes	MS-8/SO-8	1000	1	VFB	\$2.65
2	2	LT1205	150	300	85			30000	5000	1	4.5	14	yes	9	36		SO-16	100	1	VIDEO	\$2.60
2	2	LT1259	130	1600	75	3.6	1.3	12000		3.98	30	7.5	yes	4	36		DIP-14/SO-14	1000	1	CFA	\$2.45
2	2	LT1229	100	700	45	3.2	1.4	10000			30	9.5	no	4	36		DIP-8/SO-8	2000	1	CFA	\$3.75
2	2	LT1813	100	750	30	8	1	1500	4000	3	40	3.6	no	2.5	12.6		MS-8/SO-8/DFN-8	100	1	VFB	\$0.99
2	2	LT1813HV	100	750	30	8	1	1500	4000	3	40	4	no	2.5	13.5		SO-8	100	1	VFB	\$1.19

† Primary Sort Column
 †† Secondary Sort Column



MS-8, MS-10 = MSOP; SSOPN = Narrow SSOP; SSOPW = Wide SSOP; SOW = Wide SO

Amps, Refs, Filters, Comps
 HIGH SPEED
 Power Management
 Data Conversion
 Interface
 High Frequency
 Reference Material

HIGH SPEED OP AMPS (GAIN BANDWIDTH PRODUCT ≥10MHz)

Amps, Refs, Filters, Comps
HIGH SPEED

Power Management

Data Conversion

Interface

High Frequency

Reference Material

†	Amplifiers Per Package	Part Number	†† GBW Typ 25°C (MHz)	Slew Rate Typ 25°C (V/μs)	Settle Time to 0.1% Typ 25°C (ns)	E _{NOISE} Typ 25°C (nV/√Hz)	I _{NOISE} Typ 25°C (pA/√Hz)	V _{OS} Max 25°C (μV)	I _{BIAS} Max 25°C (nA)	A _{VOL} Typ 25°C (V/mV)	I _{OUT} Min 25°C (mA)	I _{SUPPLY} Max 25°C (mA)	Shutdown	V _{SUPPLY} Min (V)	V _{SUPPLY} Max (V)	Rail-to-Rail I/O ⁽¹⁾	Package	C-Load Stable (pF)	Av Min Stable Typ 25°C (V/V)	Price 1K Qty	
2	LT6203	100	25	78	1.9	1.9	0.75	500	7000	200	30	3.5	no	2.5	12.6	yes	DFN-8/MS-8/SO-8	1000	1	VFB	\$2.45
2	LT6206	100	600	25	9	4	4500	30000	133	25	25	5.6	no	3	12.6	out	MS-8	1000	1	VFB	\$1.05
2	LT1469	90	22	760	5	0.6	125	40	2000	15	15	5.2	no	6	36		DIP-8/SO-8	300	1	VFB	\$4.95
2	LT1804	83	100	350	21	2.5	2000	750	60	20	20	3	no	2.3	12.6	yes	DFN-8/SO-8	1000	1	VFB	\$1.95
2	LT1801	80	25	250	8.5	1	350	250	85	20	20	2	no	2.3	12.6	yes	DFN-8/MS-8/SO-8	1000	1	VFB	\$1.95
2	LT1364	70	1000	60	9	1	1500	1000	9	50	50	7.2	no	3	36		SO-8/DIP-8	All	1	VFB	\$3.70
2	LT1795	65	900		3.6	2	13000		2.51	500	34	yes	10	36		SOW-20/TSSOP-20	1000	1	CFA	\$4.95	
2	LT1207	66	900		3.6	2	10000			250	30	yes	10	36		SO-16	10000	1	CFA	\$6.90	
2	LT1126	65	11		2.7	0.3	70	20	17000	6.25	3.1	no	8	44		SO-8/DIP-8	15	10	VFB	\$3.50	
2	LT6221	60	20	300	10	0.8	350	150	100	20	1	no	2.2	12.6	yes	DFN-8/SO-8	7000	1	VFB	\$1.85	
2	LT6234	60	17	170	1.9	0.43	350	3000	180	40	40	1.25	no	3	12.6	out	DFN-8/SO-8	1000	1	VFB	\$2.45
2	LT1497	59	900	50	3	2	10000		10	125	7	no	4	36		SO-8/SO-16	2000	1	CFA	\$3.35	
2	LT1361	50	800	60	9	0.9	1000	1000	9	26	26	4.8	no	5	36		SO-8/DIP-8	All	1	VFB	\$3.40
2	LTC6244	50	35	535	8	0.00056	100	0.075	2500	25	7.4	no	2.8	6	out	DFN-8/MSOP-8	200	1	VFB	\$1.65	
2	LTC6244HV	50	35	535	8	0.00056	100	0.075	2500	25	7.4	no	2.8	10.5	out	DFN-8/MSOP-8	200	1	VFB	\$2.35	
2	LT1208	45	400	90	22	1.1	3000	8000	7	24	24	9	no	8	36		DIP-8/SO-8	All	1	VFB	\$4.25
2	LT1632	45	27	400	12	1.6	1350	2200	2000	20	5.2	no	2.6	36	yes	DIP-8/SO-8	10	1	VFB	\$3.05	
2	LTC6912-1	30	16		15.1		22000			35 Typ	2.75	yes	2.7	10.5	yes	DFN-12/SSOP-16	50	1	PGA	\$2.15	
2	LTC6912-2	30	16		15.1		22000			35 Typ	2.75	yes	2.7	10.5	yes	DFN-12/SSOP-16	50	1	PGA	\$2.15	
2	LT1630	30	9.2	520	6	0.9	525	1000	3500	20	4.4	no	2.6	36	yes	DIP-8/SO-8	300	1	VFB	\$2.96	
2	LT1213	28	8.5	500	10	0.2	150	160	850	30	3.8	no	2.5	36	ss	DIP-8/SO-8	1000	1	VFB	\$2.85	
2	LT1358	25	600	115	8	0.8	600	500	65	24	2.5	no	5	36		SO-8/DIP-8	All	1	VFB	\$3.90	
2	LT1215	23	30	250	12	0.5	300	500	150	30	6.6	no	2.5	36	ss	DIP-8/SO-8	1000	1	VFB	\$2.85	
2	LT1678	20	6		3.9	0.3	100	20	3000	15	3.4	no	3	36	yes	SO-8	500	1	VFB	\$2.50	
2	LTC6241	18	10	900	7	0.00056	125	0.075	1600	15	2.2	no	2.8	6	out	DFN-8/SO-8	200	1	VFB	\$1.25	
2	LTC6241HV	18		900	7	0.00056	175	0.075	1600	15	2.2	no	2.8	11	out	DFN-8/SO-8	200	1	VFB	\$2.20	
2	LT1211	13	7	900	12	0.2	150	100	560	20	1.8	no	2.5	36	ss	DIP-8/SO-8	8000	1	VFB	\$2.85	
2	LT1124	12.5	4.5		2.7	0.3	70	20	17000	6.25	2.75	no	8	44		DIP-8/SO-8	15	1	VFB	\$3.50	
2	LT1355	12	400	230	10	0.6	800	300	36	25	1.25	no	5	36		SO-8/DIP-8	All	1	VFB	\$3.80	
2	LTC6911-1	11	16		9.9		22000			35 Typ	3.15	no	2.7	10.5	yes	MS-10	50	1	PGA	\$2.00	
2	LTC6911-2	11	16		10.9		22000				3.15	no	2.7	10.5	yes	MS-10	50	1	PGA	\$2.00	
2	LT1498	10.5	4.5		12	0.3	475	650	3800	12.5	2.2	no	2.2	36	yes	DIP-8/SO-8	30000	1	VFB	\$2.96	
3	LT6556	750	2100	6.5	11	3.5	67000			50	13	yes	4.5	12.6		SSOP-24/QFN-24	10	1	VIDEO	\$2.75	
3	LT6554	650	2500	6	20	3.5	35000	50000		50	10	yes	4	13.2		SSOP-16	12	1	VIDEO	\$2.50	
3	LT6553	650	2500	6	9	4	10000	50000		50	11	no	4	13.2		SSOP-16	10	2	VIDEO	\$2.50	
3	LT6555	650	2200	6.5	9	3.5	16000			50	12	yes	4.5	12.6		SSOP-24/QFN-24	10	2	VIDEO	\$2.75	
3	LT6557	500	2200	7	12	20	40000	70000 Typ		70	25	yes		7.5		SSOP-16/DFN-16		2	VIDEO	\$2.50	
3	LT1399	300	800	25	4.5	6	10000			80	6.5	yes	3	12.6		SSOPN-16/SO-16	1000	1	CFA	\$2.45	
3	LT1399HV	300	800	25	4.5	6	10000			80	7	yes	3	15.5		SO-16	1000	1	CFA	\$3.05	
3	LT6559	300	500	25	4.5	6	10000			80 Typ	6.1	yes	4	12		QFN-16			CFA	\$0.95	
3	LT1675	250	1100				40000	30000		50	14	yes	5.2	12.6		SSOPN-16	5	2	VIDEO	\$1.95	
3	LT1260	130	1600	75	3.6	1.3	12000		3.98	30	7.5	yes	4	36		DIP-16/SO-16	1000	1	CFA	\$2.60	
3	LT6550	110	340	35	12	8	35000	65000		45	11.5	no	3	12.6	out	MS-10	150	2	VIDEO	\$1.75	
4	LT1397	400	800	25	4.5	6	10000			80	6.5	no	3	12.6		DFN-14/SO-14/SSOPN-16	1000	1	CFA	\$2.75	
4	LT1254	250	250		3	1.5	15000		1.5	30	11	no	4	28		SO-14/DIP-14	100	1	CFA	\$4.40	
4	LT1817	220	1500	15	6	1.3	1500	8000	3	50	7	no	2.5	12.6		SO-14/SSOPN-16	10	1	VFB	\$2.05	
4	LT6232	215	70	50	1.1	1	350	10000	260	30	3.75	no	3	12.6	out	SSOP-16	1000	1	VFB	\$3.30	
4	LT6301	200	600		8	0.8	5000	4000	76	500	13.5	yes	8	27		TSSOP-28	30	10	VFB	\$6.20	
4	LT1724	200	70	91	3.8	1.2	400	300	17	35	4.5	no	4.6	12.6		SO-14	100	1	VFB	\$2.19	
4	LT6551	110	340	35	12	8	35000	65000		45	11.5	no	3	12.6	out	MS-10	150	2	VIDEO	\$1.95	
4	LT1814	100	750	30	8	1	1500	4000	3	40	3.6	no	2.5	12.5		SO-14/SSOPN-16	100	1	VFB	\$1.95	
4	LT1230	100	700	45	3.2	1.4	10000			30	9.5	no	4	36		DIP-14/SO-14	2000	1	CFA	\$7.00	
4	LT6207	100	600	25	9	4	4500	30000	133	25	5.6	no	3	12.6	out	SSOPN-16	1000	1	VFB	\$1.55	
4	LT6204	100	25	78	1.9	0.75	500	7000	200	30	3.5	no	2.5	12.6	yes	SO-14/SSOPN-16	1000	1	VFB	\$4.50	

† Primary Sort Column
†† Secondary Sort Column

MS-8, MS-10 = MSOP; SSOPN = Narrow SSOP; SSOPW = Wide SSOP; SOW = Wide SO



HIGH SPEED OP AMPS (GAIN BANDWIDTH PRODUCT ≥10MHz)

†	Amplifiers Per Package	Part Number	†† GBW Typ 25°C (MHz)	Slew Rate Typ 25°C (V/μs)	Settle Time to 0.1% Typ 25°C (ns)	E _{NOISE} Typ 25°C (nV/√Hz)	I _{NOISE} Typ 25°C (pA/√Hz)	V _{OS} Max 25°C (μV)	I _{BIAS} Max 25°C (nA)	A _{VOL} Typ 25°C (V/mV)	I _{OUT} Min 25°C (mA)	I _{SUPPLY} Max 25°C (mA)	Shutdown	V _{SUPPLY} Min (V)	V _{SUPPLY} Max (V)	Rail-to-Rail I/O ⁽¹⁾	Package	C-Load Stable (pF)	Av Min Stable Typ 25°C (V/V)	Type ⁽²⁾	Price 1K Qty
4	LT1805	85	100	350	21	2.5	2000	750	60	20	3	no	2.3	12.6	yes	SO-14	1000	1	VFB	\$3.50	
4	LT1802	80	25	250	8.5	1	350	250	85	20	2	no	2.3	12.6	yes	SO-14	1000	1	VFB	\$3.50	
4	LT1365	70	1000	50	9	1	1500	2000	9	50	7.2	no	3	36		DIP-14/SO-16	All	1	VFB	\$6.45	
4	LT1127	65	11		2.7	0.3	90	20	17000	6.25	3.1	no	8	44		DIP-14/SOW-16	15	10	VFB	\$5.70	
4	LT6222	60	20	300	10	0.8	350	150	100	20	1	no	2.2	12.6	yes	SSOP-16	7000	1	VFB	\$2.95	
4	LT6235	60	17	170	1.9	0.43	350	3000	180	40	1.25	no	3	12.6	out	SSOP-16	1000	1	VFB	\$4.15	
4	LT1362	50	800	60	9	0.9	1000	1000	9	26	4.8	no	5	36		SO-16/DIP-14	All	1	VFB	\$6.00	
4	LT1209	45	400	90	22	1.1	3000	8000	7	24	9	no	8	36		DIP-14/SO-16	All	1	VFB	\$6.65	
4	LT1633	45	27	400	12	1.6	1350	2200	2000	20	5.2	no	2.6	36	yes	SO-14	10	1	VFB	\$5.70	
4	LT1631	30	9.2	520	6	0.9	525	1000	3500	20	4.4	no	2.6	36	yes	SO-14	300	1	VFB	\$5.60	
4	LT1214	28	8.5	500	10	0.2	275	200	250	30	3.8	no	2.5	36	ss	DIP-14/SO-16	1000	1	VFB	\$5.10	
4	LT1359	25	600	115	8	0.8	600	500	65	24	2.5	no	5	36		SO-16/SO-14/DIP-14	All	1	VFB	\$6.50	
4	LT1216	23	30	250	12	0.5	450	600	600	30	6.6	no	2.5	36	ss	DIP-14/SO-16	1000	1	VFB	\$5.10	
4	LT1679	20	6		3.9	0.3	100	20	3000	15	3.4	no	3	36	yes	SO-14	500	1	VFB	\$3.85	
4	LTC6242	18	10	900	7	0.00056	150	0.075	1600	15	2.2	no	2.8	6	out	DFN-16/SSOP-16	200	1	VFB	\$2.25	
4	LTC6242HV	18	10	900	7	0.00056	200	0.075	1600	15	2.2	no	2.8	11	out	DFN-16/SSOP-16	200	1	VFB	\$3.30	
4	LT1212	13	7	900	12	0.2	275	125	560	20	1.8	no	2.5	36	ss	DIP-14/SO-16	8000	1	VFB	\$5.10	
4	LT1125	12.5	4.5		2.7	0.3	90	20	17000	6.25	2.75	no	8	44		DIP-14/SOW-16	15	1	VFB	\$5.70	
4	LT1356	12	400	230	10	0.6	800	300	36	25	1.25	no	5	36		SO-16/DIP-14	All	1	VFB	\$6.45	
4	LT1499	10.5	4.5		12	0.3	475	650	3800	12.5	2.2	no	2.2	36	yes	SO-14	30000	1	VFB	\$5.60	

† Primary Sort Column
 †† Secondary Sort Column

- Notes:
 1. ss = Input common mode range includes negative supply rail
 2. Topology: VFB = Voltage Feedback, CFA = Current Feedback, ZD = Zero Drift Amplifier, IA = Instrumentation Amplifier, JFET = JFET Input Stage, BUF = Buffer, MUX = Multiplexer, VIDEO = Optimized for Video Applications, DIFF = Fully Differential Amplifier, SGA = Selectable Gain Difference Amplifier, CSA = Current Sense Amplifier, PGA = Programmable Gain Amplifier

HIGH SPEED ADC DRIVERS

Part Number	† Number of Amplifiers	†† GBW Typ (MHz)	Slew Rate Typ (V/μs)	e _{NOISE} (1MHz) Typ (nV/√Hz)	HD2/HD3 Typ (dBc)	V _{SUPPLY} Min (V)	V _{SUPPLY} Max (V)	I _{SUPPLY} Max (mA)	Package	Features	Price 1K Qty
LTC6406	1	3000	630	1.6	-85/-72@50MHz	2.7	3.5	22	3×3 QFN-16	3GHz Low Noise, Low Distortion ADC Driver	\$3.44
LTC6401-8	1	2220	3400	3.2	-100/-87@70MHz	2.85	3.5	60	3×3 QFN-16	A _V =2.5, Low Noise/Low Distortion ADC Driver, 140MHz IF	\$2.95
LTC6401-14	1	1950	3600	2.5	-87/-82@70MHz	2.85	3.5	60	3×3 QFN-16	2GHz Low Noise/Distortion Diff ADC Driver, A_V≥5	\$2.95
LTC6400-26	1	1900	6670	1.5	-81/-83@140MHz	2.85	3.5	102	3×3 QFN-16	A _V =20, Low Noise/Low Distortion ADC Driver, 140MHz IF	\$3.20
LTC6400-20	1	1840	4500	2.1	-73/-83@140MHz	2.85	3.5	105	3×3 QFN-16	A _V =10, Low Noise, Low Distortion ADC Driver	\$3.20
LTC6404-4	1	1700	1200	1.5	-100/-101@10MHz	2.85	3.5	39	3×3 QFN-16	1.7GHz Low Noise/Distortion Diff ADC Driver, A_V≥4	\$3.44
LTC6401-26	1	1610	3300	1.5	-86/-81@70MHz	2.85	3.5	60	3×3 QFN-16	A _V =20, Low Noise/Low Distortion ADC Driver, 140MHz IF	\$2.95
LTC6410-6	1	1400	1500	3	-80/-62@140MHz	2.8	5.25	130	3×3 QFN-16	A _V =2/Low Noise, IF Amp, Configurable Input Impedance	\$2.89
LTC6401-20	1	1250	4500	2.1	-95/-88@70MHz	2.85	3.5	62	3×3 QFN-16	A _V =10, Low Noise, Low Distortion ADC Driver	\$2.95
LT5554	1	1000				4.75	5.25	190	5×5 QFN-32	Digitally Prog. Gain, 0.125dB per Step	C.F.
LTC6404-2	1	900	700	1.5	-98/-99@10MHz	2.7	5.25	39	3×3 QFN-16	0.9GHz Low Noise/Distortion Diff ADC Driver, A_V≥2	\$3.44
LT1993-4	1	900	1100	2.15	-82/-80@50MHz	4	5.5	112	3×3 QFN-16	12dB Fixed Gain	\$2.95
LT5514	1	850			-82/-72@50MHz	4.75	5.25	75	TSSOP-20	Ultralow Distortion with Digitally Controlled Gain	\$5.20
LTC6406	1	800	630	1.6	-80/-69@50MHz	2.7	3.5	22	3×3 QFN-16	3GHz GBP, Low Noise/Distortion Diff. ADC Driver	\$3.44
LT1993-2	1	800	1100	3.5	-80/-77@50MHz	4	5.5	112	3×3 QFN-16	6dB Fixed Gain	\$2.95
LT1993-10	1	700	1100	1.7	-80/-77@50MHz	4	5.5	112	3×3 QFN-16	20dB Fixed Gain	\$2.95
LT6411	1	650	3300	8	-82/-77@30MHz	4.5	12.5	11	3×3 QFN-16	Gain selectable 1 ,2 or -1	\$2.39
LT5524	1	540			-76/-72@50MHz	4.75	5.25	43	TSSOP-20	Low Distortion with Digitally Controlled Gain	\$4.40
LTC6404-1	1	500	450	1.5	-94/-92@10MHz	2.7	5.25	35.5	3×3 QFN-16	600MHz, Low Noise Op Amp/Driver	\$3.44

† Primary Sort Column
 †† Secondary Sort Column



Amps, Refs, Filters, Comps
 Power Management
 Data Conversion
 Interface
 High Frequency
 Reference Material

HIGH SPEED ADC DRIVERS

Part Number	Number of Amplifiers	GBW Typ (MHz)	Slew Rate Typ (V/ μ s)	e _{NOISE} (1MHz) Typ (nV/ \sqrt Hz)	HD2/HD3 Typ (dBc)	V _{SUPPLY} Min (V)	V _{SUPPLY} Max (V)	I _{SUPPLY} Max (mA)	Package	Features	Price 1K Qty
LT6402-6	1	300	400	3.6(10MHz)	-83/-83@10MHz	4	5.5	37	3×3 QFN-16	Low Noise, Low Distortion, A _v =6dB	\$2.39
LT6402-12	1	300	400	2.7(10MHz)	-80/-80@25MHz	4	5.5	37	3×3 QFN-16	Low Noise, Low Distortion, A _v =12dB	\$2.39
LT6402-20	1	300	400	1.85 (10MHz)	-84/-84@10MHz	4	5.5	37	3×3 QFN-16	Low Noise, Low Distortion, A _v =20dB	\$2.39
LTC6403-1	1	200	200	2.8	-106/-94@3MHz	2.7	5.25	11.8	3×3 QFN-16	Low Noise, Low Power Op Amp/Driver	\$1.79
LT1994	1	70	65	3	-94/-108@1MHz	2.375	12.6	18.5	3×3 DFN-8, MSOP-8	Adjustable Gain	\$1.65
LT6600-20	1	20	n/a	15	-83/-83@2.5MHz	3	±5	46	SO-8	Integrated 20MHz Filter	\$2.95
LT6600-15	1	15	n/a	15	-86/-90@1MHz	3	±5	39	SO-8	Integrated 15MHz Filter	\$2.95
LT6600-10	1	10	n/a	14	-88/-97@1MHz	3	±5	39	SO-8, 4×4 DFN-12	Integrated 10MHz Filter	\$2.95
LT6600-5	1	5	n/a	16	-93/-96@1MHz	3	±5	31	SO-8, 4×4 DFN-12	Integrated 5MHz Filter	\$2.95
LT6600-2.5	1	2.5	n/a	25	-95/-88@1MHz	3	±5	30	SO-8	Integrated 2.5MHz Filter	\$2.95
LTC6420-20	2	1800	4500	2.2	-80/-88@100MHz	2.85	3.5	95	3×4 QFN-20	Dual Matched Differential In/Out, A_v=10	\$5.17
LTC6421-20	2	1300	4500	2.2	-74/-78@100MHz	2.85	3.5	50	3×4 QFN-20	Dual Matched Differential In/Out, A_v=10	\$4.77

† Primary Sort Column
 †† Secondary Sort Column

HIGH SPEED VOLTAGE FEEDBACK AMPLIFIERS

Amplifiers Per Package	Part Number	GBW Typ 25°C (MHz)	Slew Rate Typ 25°C (V/ μ s)	Settle Time to 0.1% Typ 25°C (ns)	e _{NOISE} Typ 25°C (nV/ \sqrt Hz)	i _{NOISE} Typ 25°C (pA/ \sqrt Hz)	V _{OS} Max 25°C (μ V)	A _{VOL} Typ 25°C (V/mV)	I _{OUT} Min 25°C (mA)	I _{SUPPLY} Max 25°C (mA)	Shutdown	V _{SUPPLY} Min (V)	V _{SUPPLY} Max (V)	Rail-to-Rail I/O ⁽¹⁾	Package	C-Load Stable (pF)	Features	Price 1K Qty
1	LTC6406	3000	630	7	1.6		5000	38	22	2.7	3.5	in	QFN-16			3GHz Low Noise, Low Distortion Differential ADC Driver	\$3.44	
1	LTC6401-14	1950	3600	2.8	2.5		3000	10	60	yes	2.85	3.5		3×3 QFN-16		2GHz Low Noise/Distortion Diff ADC Driver/140MHz IF, A_v=5	TBD	
1	LT6400-20	1840	4500	2	2.2		2000	20	105	2.85	3.5		QFN-16			1.8GHz Low Noise/Low Distortion Differential ADC Driver/300MHz IF, A _v =10	\$3.20	
1	LTC6404-4	1700	1200	11	1.5	3	2000	32	40	39	yes	2.7	5.25	out	3×3 QFN-16		1.7GHz Low Noise/Distortion Diff ADC Driver/ A_v≥4	TBD
1	LT6400-26	1700	5550	3	0.9		1000	20	80	2.85	3.5		QFN-16			A _v =20/Low Noise/Low Distortion Differential ADC Driver/300MHz IF	\$3.20	
1	LT6401-8	1700	4800	3	1.7		1000	10	45	2.85	3.5		QFN-16			A _v =2.5/Low Noise/Low Distortion Differential ADC Driver/140MHz IF	\$2.95	
1	LT6200-10	1600	450		0.95	2.2	1000	200	60	23	yes	2.5	12.6	yes	SO-8/SOT23-6	1000	Low Noise/RRIO/High Speed/A _v >10	\$1.50
1	LT6230-10	1450	320		1.1	1	500	260	30	3.75	yes	3	12.6	out	SOT23-6	2000	Ultralow Noise/Low Power/A _v >10	\$1.50
1	LTC6410-6	1400	1500		3		2000	42	130	yes	2.8	5.25	ss	QFN-16			Low Noise/Differential IF Amp/Configurable Input Impedance, A _v =2	\$2.89
1	LTC6401-26	1300	4800	3.3	0.9		1000	10	45	2.85	3.5		QFN-16			A _v =20/Low Noise/Low Distortion Differential ADC Driver/140MHz IF	\$2.95	
1	LTC6401-20	1250	4500	3.2	0.91		2000	10	62	2.85	3.5		QFN-16			1.3GHz Low Noise, Low Distortion Differential ADC Driver/140MHz IF	\$2.95	
1	LT1226	1000	400	100	2.6	1.5	1000	150	24	9	no	5	36		SO-8/DIP-8	1000	Low Noise/High Speed/High Gain	\$2.85
1	LTC6404-2	900	700	12	1.5	3	2000	32	20	39	yes	2.7	5.25		3×3 QFN-16		0.9GHz Low Noise/Distortion Diff ADC Driver/ A_v≥2	\$3.44
1	LT1993-4	900	1100	4	2.15		6500	40	112	4	5.5		QFN-16		5	20dB Fixed Gain ADC Driver	\$2.95	
1	LT1993-2	800	1100	4	3.5		6500	40	112	4	5.5		QFN-16		5	6dB Fixed Gain ADC Driver	\$2.95	
1	LT6200-5	800	250		0.95	2.2	1000	200	60	23	yes	2.5	12.6	yes	SO-8/SOT23-6	1000	Low Noise/RRIO/High Speed/A _v >5	\$1.50
1	LT1993-10	700	1100	4	1.7		6500	40	112	4	5.5		QFN-16		5	12dB Fixed Gain ADC Driver	\$2.95	
1	LTC6404-1	500	450	13	1.5	3	2000	32	40	35.5	yes	2.7	5.25	out	QFN-16		500MHz/Low Noise, Differential I/O Amp/Driver	\$3.44
1	LT1222	500	200	75	3	2	300	200	24	10.5	no	5	36		SO-8/DIP-8	1000	Fast Setting Time/High Speed/Gain>10	\$3.40
1	LT1818	400	2500	10	6	1.2	1500	2.5	40	10	no	3.5	12.6		SO-8/SOT23-5	20	High Slew Rate VFB	\$0.95
1	LT6233-10	375	115		1.9	0.43	500	180	40	1.25	yes	3	12.6	out	SOT23-6	1000	Low Noise/Low Power/A _v >10	\$1.90
1	LT1192	350	450	90	9	4	2500	180	50	38	yes	4	18		DIP-8/SO-8	50	±5V Supply Color Video	\$1.70
1	LT1806	325	125	60	3.5	1.5	550	220	35	13	yes	2.5	12.6	yes	SO-8/SOT23-6	1000	High Speed/Precision/Low Noise	\$2.10
1	LT6402-6	300	400	10	3.8		6500	30	37	yes	4	5.5	ss	QFN-16		5	Low Distortion and Noise Diff. ADC Driver	\$2.39
1	LT6402-12	300	400	10	2.7		6500	30	37	yes	4	5.5	ss	QFN-16		5	Low Distortion and Noise Diff. ADC Driver	\$2.39
1	LT6402-20	300	1000	8	1.85		6500	30	37	yes	4	5.5	ss	QFN-16		5	Low Distortion and Noise Diff. ADC Driver	\$2.39
1	LT1815	220	1500	15	6	1.3	1500	3	50	7.8	no	4	12.6		SO-8/SOT23-5/SOT23-6	10	High SR VFB with Prog. Supply Current	\$0.88
1	LTC6403-1	200	200	30	2.8	1.8	1500	32	30	11.8	yes	2.7	5.25	out	3×3 QFN-16		Low Noise/Low Distortion Differential ADC Driver	\$1.79
1	LT6230	215	70	50	1.1	1	500	260	30	3.75	yes	3	12.6	out	SOT23-6	1000	Ultralow Noise/Low Power/High Speed	\$1.25
1	LT1722	200	70	91	3.8	1.2	400	17	35	4.5	no	4.6	12.6		SO-8/SOT23-5	100	Low Noise at Video Speed/Precision	\$0.88

† Primary Sort Column
 †† Secondary Sort Column

HIGH SPEED VOLTAGE FEEDBACK AMPLIFIERS

† Amplifiers Per Package	Part Number	GBW Typ 25°C (MHz)	Slew Rate Typ 25°C (V/μs)	Settle Time to 0.1%		E _{NOISE} Typ 25°C (nV/√Hz)	I _{NOISE} Typ 25°C (pA/√Hz)	V _{OS} Max 25°C (μV)	A _{VOL} Typ 25°C (V/mV)	I _{OUT} Min 25°C (mA)	I _{SUPPLY} Max 25°C (mA)	Shutdown	V _{SUPPLY} Min (V)	V _{SUPPLY} Max (V)	Rail-to-Rail I/O ⁽¹⁾	Package	C-Load Stable (pF)	Features	Price 1K Qty
				Typ 25°C (ns)	Typ 25°C (ns)														
1	LT6200	165	50	140	0.95	2.2	1000	200	60	23	yes	2.5	12.6	yes	SO-8/SOT23-6	1000	Low Noise/RRIO/High Speed	\$2.15	
1	LT1809	160	300	27	16	5	2500	80	45	17	yes	2.5	12.6	yes	SO-8/SOT23-6	1000	Low Distortion/High Speed/Low Noise	\$1.75	
1	LT1225	150	400	90	7.5	1.5	1000	20	24	9	no	5	36		SO-8/DIP-8	1000	Full Power Bandwidth 13MHz at ±5V	\$2.85	
1	LT1221	150	250	90	6	2	1000	100	24	10.5	no	5	36		SO-8/DIP-8	1000	Low Noise/High Speed/High Gain	\$3.30	
1	LT1812	100	750	30	8	1	1500	3	40	3.6	yes	2.5	12.6		SO-8/SOT23-5/SOT23-6	100	High Speed/Power/Low Noise	\$0.88	
1	LT6205	100	600	25	9	4	4500	133	25	5.6	no	3	12.6	out	SOT23-5	1000	3V 100MHz Single Supply Video Amp	\$0.88	
1	LT6202	100	25	78	1.9	0.75	500	200	30	3.5	no	2.5	12.6	yes	SO-8/SOT23-5	1000	Low Noise/Low Power/RRIO	\$1.45	
1	LT1191	90	450	110	25	4	5000	45	50	38	yes	4	18		DIP-8/SO-8	30	±5V Supply Color Video	\$1.70	
1	LT1468	90	22	760	5	0.6	75	9000	15	5	no	6	36		DIP-8/SO-8	300	16-Bit Accuracy/760ns to 0.01% Settling	\$2.95	
1	LT1803	83	100	350	21	2.5	2000	60	20	3	no	2.3	12.6	yes	SO-8/SOT23-5	1000	RRIO/High Speed	\$1.30	
1	LT1800	80	25	250	8.5	1	350	85	20	2	no	2.3	12.6	yes	SO-8/SOT23-5	1000	High Speed/Power/Precision/RRIO	\$1.30	
1	LT6552	75	600	35	55	0.7	20000		35	13.5	yes	3	12.6	out	DFN-8/SO-8	1000	Low Power Video Difference Amp	\$1.10	
1	LT1028	75	15		0.85	1	40	30000	18.3	9.5	no	8	44		DIP-8/SO-8/SOW-16	300	Lowest Noise Low Drift/Unity Gain Stable	\$4.75	
1	LT1363	70	1000	50	9	1	1500	9	50	7.5	no	3	36		SO-8/DIP-8	All	High Speed/Precision/C-Load	\$2.40	
1	LT1115	70	15		0.9	1.2	200	20000	18.3	11.5	no	8	44		DIP-8/SOW-16	4000	Low Noise/Ultralow Distortion	\$2.90	
1	LT6220	60	20	300	10	0.8	350	100	20	1	no	2.2	12.6	yes	SO-8/SOT23-5	7000	Precision/Low Power/RRIO	\$1.20	
1	LT6233	60	17	170	1.9	0.43	500	180	40	1.25	yes	3	12.6	out	SOT23-6	1000	Ultralow Noise/Low Power/High Speed	\$1.45	
1	LT1037	60	15		2.5	0.4	25	20000	18.3	4.3	no	8	44		DIP-8/SO-8	100	Extremely Low Noise	\$1.90	
1	LT1360	50	800	60	9	0.9	1000	9	26	4.8	no	3	36		SO-8/DIP-8	All	High Speed/Precision/C-Load	\$2.20	
1	LT1190	50	450	140	50	4	10000	22	50	38	yes	4	18		DIP-8/SO-8	10	±5V Supply Color Video	\$1.70	
1	LT1195	50	165	220	70	2	8000	11	20	16	yes	4	18		DIP-8/SO-8	10	Low Power/High Speed	\$1.70	
2	LTC6420-20	1800	4500		2.2		2000		20	95	yes	2.85	3.5	out	3×4 QFN-20		Dual Matched Differential In/Out, A _v =10	\$5.17	
2	LTC6421-20	1300	4500		2.2		2000		10	50	yes	2.85	3.5	out	3×4 QFN-20		Dual Matched Differential In/Out, A _v =10	\$4.77	
2	LT1969	700	200	50	6	2	4000	12	200	8.25	no	4	13.2		MS-10	1000	High Output Current/A _v >10	\$2.95	
2	LT1886	700	200	50	6	2	4000	12	200	8.25	no	4	13.2		SO-8	1000	High Output Current/A _v >10	\$2.80	
2	LT6411	650	3300	6	8		10000		50	11	yes	4.5	12.6		QFN-16	12	650MHz Diff. ADC Driver/Dual Selectable Gain Amp	\$2.39	
2	LT1819	400	2500	10	6	1.2	1500	2.5	40	10	no	3.5	12.6		MS-8/SO-8	20	High Slew Rate VFB	\$1.60	
2	LT1807	325	125	60	3.5	1.5	550	220	35	13	no	2.5	12.6	yes	MS-8/SO-8	1000	High Speed/Precision/Low Noise	\$3.40	
2	LT1816	220	1500	15	6	1.3	1500	3	50	7.8	no	2.5	12.6		DFN-8/MS-8/MS-10/SO-8	10	High SR VFB with Prog Supply Current	\$1.50	
2	LT6231	215	70	50	1.1	1	350	260	30	3.75	no	3	12.6	out	DFN-8/SO-8	1000	Ultralow Noise/Low Power/High Speed	\$1.95	
2	LT6300	200	600		8	0.8	5000	76	500	13.5	yes	8	27		SSOP-16	30	xDSL Driver	\$2.85	
2	LT1739	200	600		8	0.8	5000	6.3	500	13.5	yes	8	27		DFN-12/TSSOP-20	30	High I _{OUT} /Low Noise/High Speed	\$3.55	
2	LT1794	200	600		8	0.8	5000	12.5	500	13.5	yes	8	36		SOW-20/TSSOP-20	30	High I _{OUT} /Low Noise/High Speed	\$4.95	
2	LT1723	200	70	91	3.8	1.2	400	17	35	4.5	no	4.6	12.6		MS-8/SO-8	100	Low Noise at Video Speed/Precision	\$1.15	
2	LT6201	165	50	140	0.95	2.2	1000	200	60	23	no	2.5	12.6	yes	DFN-8/SO-8	1000	Low Noise/RRIO/High Speed	\$3.65	
2	LT1810	160	300	27	16	5	2500	80	45	17	no	2.3	12.6	yes	MS-8/SO-8	1000	Low Distortion/High Speed/Low Noise	\$2.65	
2	LT1813	100	750	30	8	1	1500	3	40	3.6	no	2.5	12.6		MS-8/SO-8/DFN-8	100	High Speed/Power/Low Noise	\$0.99	
2	LT1813HV	100	750	30	8	1	1500	3	40	4	no	2.5	13.5		SO-8	100	High Speed/Power/ V _{SUPPLY} up to 13.5V	\$1.19	
2	LT6206	100	600	25	9	4	4500	133	25	5.6	no	3	12.6	out	MS-8	1000	3V 100MHz Single Supply Video Amp	\$1.05	
2	LT6203	100	25	78	1.9	0.75	500	200	30	3.5	no	2.5	12.6	yes	DFN-8/MS-8/SO-8	1000	Low Noise/Low Power/RRIO	\$2.45	
2	LT1469	90	22	760	5	0.6	125	2000	15	5.2	no	6	36		DIP-8/SO-8	300	16-Bit Accuracy/760ns to 0.01% Settling	\$4.95	
2	LT1804	83	100	350	21	2.5	2000	60	20	3	no	2.3	12.6	yes	DFN-8/SO-8	1000	RRIO/High Speed	\$1.95	
2	LT1801	80	25	250	8.5	1	350	85	20	2	no	2.3	12.6	yes	DFN-8/MS-8/SO-8	1000	High Speed/Power/Precision/RRIO	\$1.95	
2	LT1364	70	1000	60	9	1	1500	9	50	7.2	no	3	36		SO-8/DIP-8	All	High Speed/Precision/C-Load	\$3.70	
2	LT1126	65	11		2.7	0.3	70	17000	6.25	3.1	no	8	44		SO-8/DIP-8	15	Low Noise/65MHz GBW/Precision	\$3.50	
2	LT6221	60	20	300	10	0.8	350	100	20	1	no	2.2	12.6	yes	DFN-8/SO-8	7000	Precision/Low Power/RRIO	\$1.85	
2	LT6234	60	17	170	1.9	0.43	350	180	40	1.25	no	3	12.6	out	DFN-8/SO-8	1000	Ultralow Noise/Low Power	\$2.45	
2	LT1361	50	800	60	9	0.9	1000	9	26	4.8	no	5	36		SO-8/DIP-8	All	High Speed/Precision/C-Load	\$3.40	
2	LTC6244	50	35	535	8	0.00056	100	2500	25	7.4	no	2.8	6	out	DFN-8/MS-8	200	Dual 50MHz/Low Noise/RRIO/CMOS	\$1.65	
2	LTC6244HV	50	35	535	8	0.00056	100	2500	25	7.4	no	2.8	10.5	out	DFN-8/MS-8	200	Dual 50MHz/Low Noise/RRIO/CMOS	\$2.35	
4	LT1817	220	1500	15	6	1.3	1500	3	50	7	no	2.5	12.6		SO-14/SSOPN-16	10	High Slew Rate VFB	\$2.05	
4	LT6232	215	70	50	1.1	1	350	260	30	3.75	no	3	12.6	out	SSOP-16	1000	Ultralow Noise/Low Power/High Speed	\$3.30	

† Primary Sort Column
 †† Secondary Sort Column



MS-8, MS-10 = MSOP; SSOPN = Narrow SSOP; SSOPW = Wide SSOP; SOW = Wide SO

Amps, Refs, Filters, Comps
 HI SPEED VFB
 Power Management
 Data Conversion
 Interface
 High Frequency
 Reference Material

HIGH SPEED VOLTAGE FEEDBACK AMPLIFIERS

Amplifiers Per Package	Part Number	GBW Typ 25°C (MHz)	Slew Rate Typ 25°C (V/μs)	Settle Time to 0.1%		E _{NOISE} Typ 25°C (nV/√Hz)	I _{NOISE} Typ 25°C (pA/√Hz)	V _{OS} Max 25°C (μV)	A _{VOL} Typ 25°C (V/mV)	I _{OUT} Min 25°C (mA)	I _{SUPPLY} Max 25°C (mA)	Shutdown	V _{SUPPLY} Min (V)	V _{SUPPLY} Max (V)	Rail-to-Rail I/O ⁽¹⁾	Package	C-Load Stable (pF)	Features	Price 1K Qty
				Typ 25°C (ns)	Typ 25°C (ns)														
4	LT6301	200	600		8	0.8	5000	76	500	13.5	yes	8	27		TSSOP-28	30	Dual xDSL Driver	\$6.20	
4	LT1724	200	70	91	3.8	1.2	400	17	35	4.5	no	4.6	12.6		SO-14	100	Low Noise at Video Speed/Precision	\$2.19	
4	LT1814	100	750	30	8	1	1500	3	40	3.6	no	2.5	12.5		SO-14/SSOPN-16	100	High Speed/Power/Low Offset	\$1.95	
4	LT6207	100	600	25	9	4	4500	133	25	5.6	no	3	12.6	out	SSOPN-16	1000	3V 100MHz Single Supply Video Amp	\$1.55	
4	LT6204	100	25	78	1.9	0.75	500	200	30	3.5	no	2.5	12.6	yes	SO-14/SSOPN-16	1000	Low Noise/Low Power/RRIO	\$4.50	
4	LT1805	85	100	350	21	2.5	2000	60	20	3	no	2.3	12.6	yes	SO-14	1000	RRIO/High Speed	\$3.50	
4	LT1802	80	25	250	8.5	1	350	85	20	2	no	2.3	12.6	yes	SO-14	1000	High Speed/Power/Precision/RRIO	\$3.50	
4	LT1365	70	1000	50	9	1	1500	9	50	7.2	no	3	36		DIP-14/SO-16	All	High Speed/Precision/C-Load	\$6.45	
4	LT1127	65	11		2.7	0.3	90	17000	6.25	3.1	no	8	44		DIP-14/SOW-16	15	Low Noise/65MHz GBW/Precision	\$5.70	
4	LT6222	60	20	300	10	0.8	350	100	20	1	no	2.2	12.6	yes	SSOP-16	7000	Precision/Low Power/RRIO	\$2.95	
4	LT6235	60	17	170	1.9	0.43	350	180	40	1.25	no	3	12.6	out	SSOP-16	1000	UltraLow Noise/Low Power	\$4.15	
4	LT1362	50	800	60	9	0.9	1000	9	26	4.8	no	5	36		SO-16/DIP-14	All	High Speed/Precision/C-Load	\$6.00	

† Primary Sort Column
 †† Secondary Sort Column

Note:

1. ss = Input common mode range includes negative supply rail

HIGH SPEED CURRENT FEEDBACK AMPLIFIERS

Amplifiers Per Package	Part Number	GBW Typ 25°C (MHz)	Slew Rate Typ 25°C (V/μs)	Settle Time to 0.1%		E _{NOISE} Typ 25°C (nV/√Hz)	I _{NOISE} Typ 25°C (pA/√Hz)	V _{OS} Max 25°C (μV)	A _{VOL} Typ 25°C (V/mV)	I _{OUT} Min 25°C (mA)	I _{SUPPLY} Max 25°C (mA)	Shutdown	V _{SUPPLY} Min (V)	V _{SUPPLY} Max (V)	Rail-to-Rail I/O ⁽¹⁾	Package	C-Load Stable (pF)	Features	Price 1K Qty
				Typ 25°C (ns)	Typ 25°C (ns)														
1	LT1395	400	800	25	4.5	6	10000		80	6.5	yes	3	12.6		SO-8/SOT23-5/SOT23-6	1000	CFA/100MHz 0.1dB Bandwidth	\$1.30	
1	LT1252	250	250		3	1.5	15000	1.5	30	18	no	4	28		DIP-8/SO-8	100	High Voltage Video Amp	\$1.70	
1	LT6210	200	700	20	6.5	4.5	6000		75	8.3	no	3	13.2	out	SOT23-6	10000	Adjustable Speed and Power CFA	\$1.20	
1	LT1227	140	1100	50	3.2	1.7	10000		30	15	yes	4	36		DIP-8/SO-8	2000	High Voltage CFA	\$2.40	
1	LT1223	100	1000	75	33	2.2	3000	5000	50	10	yes	5	36		SO-8/DIP-8	1800	High Slew Rate/High I _{OUT}	\$2.85	
1	LT1228	100	500	45	20	1.4	5000		30	15	no	4	36		DIP-8/SO-8	2000	CFA with Gain Control	\$3.75	
1	LT1206	66	900		3.6	2	10000		250	30	yes	10	36		DDPAK-7/DIP-8/SO-8/TO-220	10000	High I _{OUT} /Adj. Supply Current/C-Load	\$3.40	
1	LT1210	66	900		3	2	15000		1100	50	yes	8	36		DDPAK-7/SO-16/TO-220	10000	1A Output Current	\$6.40	
2	LT6411	650	3300	6	8		10000		50	22	yes	4.5	12.6		QFN-16	12	650MHz Diff ADC Driver/Dual Amp	\$2.39	
2	LT1396	400	800	25	4.5	6	10000		80	6.5	no	3	12.6		DFN-8/MS-8/SO-8	1000	Dual CFA/100MHz 0.1dB BW	\$1.95	
2	LT1398	300	800	25	4.5	6	10000		80	6.5	yes	3	12.6		SO-16	1000	0.1dB Gain Flatness to 150MHz	\$2.25	
2	LT1253	250	250		3	1.5	15000	1.5	30	11	no	4	28		DIP-8/SO-8	100	High Voltage Dual Video Amp	\$2.45	
2	LT6211	200	700	20	6.5	4.5	6000		75	8.3	no	3	13.2	out	DFN-10/MS-10	10000	Adjustable Speed and Power CFA	\$1.60	
2	LT1259	130	1600	75	3.6	1.3	12000	3.98	30	7.5	yes	4	36		DIP-14/SO-14	1000	Low Cost High Voltage CFA/Shutdown	\$2.45	
2	LT1229	100	700	45	3.2	1.4	10000		30	9.5	no	4	36		DIP-8/SO-8	2000	General Purpose High Voltage CFA	\$3.75	
2	LT1207	66	900		3.6	2	10000		250	30	yes	10	36		SO-16	10000	High Current/Prog. Supply/C-Load	\$6.90	
2	LT1795	65	900		3.6	2	13000	2.51	500	34	yes	10	36		SOW-20/TSSOP-20	1000	High I _{OUT} /High Speed	\$4.95	
2	LT1497	59	900	50	3	2	10000	10	125	7	no	4	36		SO-8/SO-16	2000	125mA Output CFA	\$3.35	
3	LT6558	550	2200	4			45000		60	24	no	3	7.5	ss	SSOP-16/ DFN-16		550MHz/ 2200V/us AV=1/ Single Supply Triple Video Amp w/ Input Bias Control	\$2.50	
3	LT1399	300	800	25	4.5	6	10000		80	6.5	yes	3	12.6		SSOPN-16/SO-16	1000	0.1dB Gain Flatness to 150MHz	\$2.45	
3	LT1399HV	300	800	25	4.5	6	10000		80	7	yes	3	15.5		SO-16	1000	0.1dB Gain Flatness to 150MHz	\$3.05	
3	LT6559	300	500	25	4.5	6	10000		80 Typ	6.1	yes	4	12		QFN-16	1000	Low Cost 5V/±5V 300MHz Triple Video Amplifier	\$0.95	
3	LT1260	130	1600	75	3.6	1.3	12000	3.98	30	7.5	yes	4	36		DIP-16/SO-16	1000	Low Cost High Voltage CFA/Shutdown	\$2.60	
4	LT1397	400	800	25	4.5	6	10000		80	6.5	no	3	12.6		DFN-14/SO-14/SSOPN-16	1000	Quad CFA/100MHz 0.1dB BW	\$2.75	
4	LT1254	250	250		3	1.5	15000	1.5	30	11	no	4	28		SO-14/DIP-14	100	High Voltage Quad Video Amp	\$4.40	
4	LT1230	100	700	45	3.2	1.4	10000		30	9.5	no	4	36		DIP-14/SO-14	2000	General Purpose High Voltage CFA	\$7.00	

† Primary Sort Column
 †† Secondary Sort Column

Note:

1. ss = Input common mode range includes negative supply rail

HIGH SPEED LOW POWER OP AMPS ($I_S \leq 8\text{mA/AMP}$)

† Amplifiers Per Package	Part Number	†† I _{SUPPLY} Max 25°C (mA)	Shutdown	GBW Typ 25°C (MHz)	Slew Rate Typ 25°C (V/μs)	Settle Time to 0.1% Typ 25°C (ns)	E _{NOISE} Typ 25°C (nV/√Hz)	I _{NOISE} Typ 25°C (pA/√Hz)	V _{OS} Max 25°C (μV)	I _{OUT} Min 25°C (mA)	V _{SUPPLY} Min (V)	V _{SUPPLY} Max (V)	Rail-to-Rail I/O ⁽¹⁾	Package	C-Load Stable (pF)	Type ⁽²⁾	Features	Price 1K Qty
1	LT6220	1	no	60	20	300	10	0.8	350	20	2.2	12.6	yes	SO-8/SOT23-5	7000	VFB	Precision/Low Power/RRIO	\$1.20
1	LT6233	1.25	yes	60	17	170	1.9	0.43	500	40	3	12.6	out	SOT23-6	1000	VFB	Ultralow Noise/Low Power/High Speed	\$1.45
1	LT6233-10	1.25	yes	375	115		1.9	0.43	500	40	3	12.6	out	SOT23-6	1000	VFB	Low Noise/Low Power/A _v >10	\$1.90
1	LT1800	2	no	80	25	250	8.5	1	350	20	2.3	12.6	yes	SO-8/SOT23-5	1000	VFB	High Speed/Power/Precision/RRIO	\$1.30
1	LT1803	3	no	83	100	350	21	2.5	2000	20	2.3	12.6	yes	SO-8/SOT23-5	1000	VFB	RRIO/High Speed	\$1.30
1	LT6202	3.5	no	100	25	78	1.9	0.75	500	30	2.5	12.6	yes	SO-8/SOT23-5	1000	VFB	Low Noise/Low Power/RRIO	\$1.45
1	LT1812	3.6	yes	100	750	30	8	1	1500	40	2.5	12.6		SO-8/SOT23-5/SOT23-6	100	VFB	High Speed/Power/Low Noise	\$0.88
1	LT6230	3.75	yes	215	70	50	1.1	1	500	30	3	12.6	out	SOT23-6	1000	VFB	Ultralow Noise/Low Power/High Speed	\$1.25
1	LT6230-10	3.75	yes	1450	320		1.1	1	500	30	3	12.6	out	SOT23-6	2000	VFB	Ultralow Noise/Low Power/A _v >10	\$1.50
1	LT1037	4.3	no	60	15		2.5	0.4	25	18.3	8	44		DIP-8/SO-8	100	VFB	Extremely Low Noise	\$1.90
1	LT1722	4.5	no	200	70	91	3.8	1.2	400	35	4.6	12.6		SO-8/SOT23-5	100	VFB	Low Noise at Video Speed/Precision	\$0.88
1	LT1360	4.8	no	50	800	60	9	0.9	1000	26	3	36		SO-8/DIP-8	All	VFB	High Speed/Precision/C-Load	\$2.20
1	LT1468	5	no	90	22	760	5	0.6	75	15	6	36		DIP-8/SO-8	300	VFB	16-Bit Accuracy/760ns to 0.01% Settling	\$2.95
1	LT6205	5.6	no	100	600	25	9	4	4500	25	3	12.6	out	SOT23-5	1000	VFB	3V 100MHz Single Supply Video Amp	\$0.88
1	LT1395	6.5	yes	400	800	25	4.5	6	10000	80	3	12.6		SO-8/SOT23-5/SOT23-6	1000	CFA	CFA/100MHz 0.1dB Bandwidth	\$1.30
1	LT1363	7.5	no	70	1000	50	9	1	1500	50	3	36		SO-8/DIP-8	All	VFB	High Speed/Precision/C-Load	\$2.40
1	LT1815	7.8	no	220	1500	15	6	1.3	1500	50	4	12.6		SO-8/SOT23-5/SOT23-6	10	VFB	High SR VFB with Prog. Supply Current	\$0.88
2	LT6221	1	no	60	20	300	10	0.8	350	20	2.2	12.6	yes	DFN-8/SO-8	7000	VFB	Precision/Low Power/RRIO	\$1.85
2	LT6234	1.25	no	60	17	170	1.9	0.43	350	40	3	12.6	out	DFN-8/SO-8	1000	VFB	Ultralow Noise/Low Power	\$2.45
2	LT1801	2	no	80	25	250	8.5	1	350	20	2.3	12.6	yes	DFN-8/MS-8/SO-8	1000	VFB	High Speed/Power/Precision/RRIO	\$1.95
2	LT1804	3	no	83	100	350	21	2.5	2000	20	2.3	12.6	yes	DFN-8/SO-8	1000	VFB	RRIO/High Speed	\$1.95
2	LT1126	3.1	no	65	11		2.7	0.3	70	6.25	8	44		SO-8/DIP-8	15	VFB	Low Noise/65MHz GBW/Precision	\$3.50
2	LT6203	3.5	no	100	25	78	1.9	0.75	500	30	2.5	12.6	yes	DFN-8/MS-8/SO-8	1000	VFB	Low Noise/Low Power/RRIO	\$2.45
2	LT1813	3.6	no	100	750	30	8	1	1500	40	2.5	12.6		MS-8/SO-8/DFN-8	100	VFB	High Speed/Power/Low Noise	\$0.99
2	LT6231	3.75	no	215	70	50	1.1	1	350	30	3	12.6	out	DFN-8/SO-8	1000	VFB	Ultralow Noise/Low Power/High Speed	\$1.95
2	LT1813HV	4	no	100	750	30	8	1	1500	40	2.5	13.5		SO-8	100	VFB	High Speed/Power/ V _S up to 13.5V	\$1.19
2	LT1723	4.5	no	200	70	91	3.8	1.2	400	35	4.6	12.6		MS-8/SO-8	100	VFB	Low Noise at Video Speed/Precision	\$1.15
2	LT1361	4.8	no	50	800	60	9	0.9	1000	26	5	36		SO-8/DIP-8	All	VFB	High Speed/Precision/C-Load	\$3.40
2	LT1469	5.2	no	90	22	760	5	0.6	125	15	6	36		DIP-8/SO-8	300	VFB	16-Bit Accuracy/760ns to 0.01% Settling	\$4.95
2	LT6206	5.6	no	100	600	25	9	4	4500	25	3	12.6	out	MS-8	1000	VFB	3V 100MHz Single Supply Video Amp	\$1.05
2	LT1396	6.5	no	400	800	25	4.5	6	10000	80	3	12.6		DFN-8/MS-8/SO-8	1000	CFA	Dual CFA/100MHz 0.1dB BW	\$1.95
2	LT1398	6.5	yes	300	800	25	4.5	6	10000	80	3	12.6		SO-16	1000	CFA	0.1dB Gain Flatness to 150MHz	\$2.25
2	LT1497	7	no	59	900	50	3	2	10000	125	4	36		SO-8/SO-16	2000	CFA	125mA Output CFA	\$3.35
2	LT1364	7.2	no	70	1000	60	9	1	1500	50	3	36		SO-8/DIP-8	All	VFB	High Speed/Precision/C-Load	\$3.70
2	LTC6244	7.4	no	50	35	535	8	0.00056	100	25	2.8	6	out	DFN-8/MS-8	200	VFB	Dual 50MHz/Low Noise/RRIO/CMOS	\$1.65
2	LTC6244HV	7.4	no	50	35	535	8	0.00056	100	25	2.8	10.5	out	DFN-8/MS-8	200	VFB	Dual 50MHz/Low Noise/RRIO/CMOS	\$2.35
2	LT1259	7.5	yes	130	1600	75	3.6	1.3	12000	30	4	36		DIP-14/SO-14	1000	CFA	Low Cost High Voltage CFA/Shutdown	\$2.45
2	LT1816	7.8	no	220	1500	15	6	1.3	1500	50	2.5	12.6		DFN-8/MS-8/MS-10/SO-8	10	VFB	High SR VFB with Prog Supply Current	\$1.50
3	LT6559	6.1	yes	300	500	25	4.5	6	10000	80 Typ	4	12		QFN-16	1000	CFA	Triple 5V/±5V 300MHz/3×3 QFN	\$0.95
3	LT1399	6.5	yes	300	800	25	4.5	6	10000	80	3	12.6		SSOPN-16/SO-16	1000	CFA	0.1dB Gain Flatness to 150MHz	\$2.45
3	LT1399HV	7	yes	300	800	25	4.5	6	10000	80	3	15.5		SO-16	1000	CFA	0.1dB Gain Flatness to 150MHz	\$3.05
3	LT1260	7.5	yes	130	1600	75	3.6	1.3	12000	30	4	36		DIP-16/SO-16	1000	CFA	Low Cost High Voltage CFA/Shutdown	\$2.60
4	LT6222	1	no	60	20	300	10	0.8	350	20	2.2	12.6	yes	SSOP-16	7000	VFB	Precision/Low Power/RRIO	\$2.95
4	LT6235	1.25	no	60	17	170	1.9	0.43	350	40	3	12.6	out	SSOP-16	1000	VFB	Ultralow Noise/Low Power	\$4.15
4	LT1802	2	no	80	25	250	8.5	1	350	20	2.3	12.6	yes	SO-14	1000	VFB	High Speed/Power/Precision/RRIO	\$3.50
4	LT1805	3	no	85	100	350	21	2.5	2000	20	2.3	12.6	yes	SO-14	1000	VFB	RRIO/High Speed	\$3.50
4	LT1127	3.1	no	65	11		2.7	0.3	90	6.25	8	44		DIP-14/SOW-16	15	VFB	Low Noise/65MHz GBW/Precision	\$5.70
4	LT6204	3.5	no	100	25	78	1.9	0.75	500	30	2.5	12.6	yes	SO-14/SSOPN-16	1000	VFB	Low Noise/Low Power/RRIO	\$4.50
4	LT1814	3.6	no	100	750	30	8	1	1500	40	2.5	12.5		SO-14/SSOPN-16	100	VFB	High Speed/Power/Low Offset	\$1.95
4	LT6232	3.75	no	215	70	50	1.1	1	350	30	3	12.6	out	SSOP-16	1000	VFB	Ultralow Noise/Low Power/High Speed	\$3.30
4	LT1724	4.5	no	200	70	91	3.8	1.2	400	35	4.6	12.6		SO-14	100	VFB	Low Noise at Video Speed/Precision	\$2.19
4	LT1362	4.8	no	50	800	60	9	0.9	1000	26	5	36		SO-16/DIP-14	All	VFB	High Speed/Precision/C-Load	\$6.00

† Primary Sort Column
†† Secondary Sort Column



MS-8, MS-10 = MSOP; SSOPN = Narrow SSOP; SSOPW = Wide SSOP; SOW = Wide SO

Amps, Refs,
Filters, Comps
HI SPEED LOW POWER

Power
Management

Data
Conversion

Interface

High
Frequency

Reference
Material

HIGH SPEED LOW POWER OP AMPS ($I_S \leq 8\text{mA/AMP}$)

Amplifiers Per Package	Part Number	I _{SUPPLY} Max 25°C (mA)	Shutdown	GBW Typ 25°C (MHz)	Slew Rate Typ 25°C (V/μs)	Settle Time to 0.1% Typ 25°C (ns)	E _{NOISE} Typ 25°C (nV/√Hz)	I _{NOISE} Typ 25°C (pA/√Hz)	V _{OS} Max 25°C (μV)	I _{OUT} Min 25°C (mA)	V _{SUPPLY} Min (V)	V _{SUPPLY} Max (V)	Rail-to-Rail I/O ⁽¹⁾	Package	C-Load Stable (pF)	Type ⁽²⁾	Features	Price 1K Qty
4	LT6207	5.6	no	100	600	25	9	4	4500	25	3	12.6	out	SSOPN-16	1000	VFB	3V 100MHz Single Supply Video Amp	\$1.55
4	LT1397	6.5	no	400	800	25	4.5	6	10000	80	3	12.6		DFN-14/SO-14/SSOPN-16	1000	CFA	Quad CFA/100MHz 0.1dB BW	\$2.75
4	LT1817	7	no	220	1500	15	6	1.3	1500	50	2.5	12.6		SO-14/SSOPN-16	10	VFB	High Slew Rate VFB	\$2.05
4	LT1365	7.2	no	70	1000	50	9	1	1500	50	3	36		DIP-14/SO-16	All	VFB	High Speed/Precision/C-Load	\$6.45

† Primary Sort Column
 †† Secondary Sort Column

Notes:
 1. ss = Input common mode range includes negative supply rail
 2. Topology: VFB = Voltage Feedback, CFA = Current Feedback, ZD = Zero Drift Amplifier, IA = Instrumentation Amplifier, JFET = JFET Input Stage, BUF = Buffer, MUX = Multiplexer, VIDEO = Optimized for Video Applications, DIFF = Fully Differential Amplifier, CSA = Current Sense Amplifier, PGA = Programmable Gain Amplifier

HIGH SPEED RAIL-TO-RAIL INPUT/OUTPUT OP AMPS (GAIN BANDWIDTH PRODUCT $\geq 10\text{MHz}$)

Amplifiers Per Package	Part Number	GBW Typ 25°C (MHz)	Slew Rate Typ 25°C (V/μs)	Settle Time to 0.1% Typ 25°C (ns)	V _{OS} Max 25°C (μV)	A _{VOL} Typ 25°C (V/mV)	E _{NOISE} Typ 25°C (nV/√Hz)	I _{NOISE} Typ 25°C (pA/√Hz)	I _{SUPPLY} Max 25°C (mA)	Shutdown	V _{SUPPLY} Min (V)	V _{SUPPLY} Max (V)	V _{OH} ⁽¹⁾ Typ 25°C (V)	V _{OL} ⁽¹⁾ Typ 25°C (V)	Package	C-Load Stable (pF)	Features	Price 1K Qty
1	LT6200-10	1600	450	1000	200	0.95	60	23	yes	2.5	12.6	0.07	0.012	SO-8/SOT23-6	1000	Low Noise/RRIO/High Speed/A _v >10	\$1.50	
1	LT6200-5	800	250	1000	200	0.95	60	23	yes	2.5	12.6	0.07	0.012	SO-8/SOT23-6	1000	Low Noise/RRIO/High Speed/A _v >5	\$1.50	
1	LT1806	325	125	60	550	220	3.5	35	13	yes	2.5	12.6	0.015	0.008	SO-8/SOT23-6	1000	High Speed/Precision/Low Noise	\$2.10
1	LT6200	165	50	140	1000	200	0.95	60	23	yes	2.5	12.6	0.07	0.012	SO-8/SOT23-6	1000	Low Noise/RRIO/High Speed	\$2.15
1	LT1809	160	300	27	2500	80	16	45	17	yes	2.5	12.6	0.02	0.012	SO-8/SOT23-6	1000	Low Distortion/High Speed/Low Noise	\$1.75
1	LT6202	100	25	78	500	200	1.9	30	3.5	no	2.5	12.6	0.04	0.005	SO-8/SOT23-5	1000	Low Noise/Low Power/RRIO	\$1.45
1	LT1803	83	100	350	2000	60	21	20	3	no	2.3	12.6	0.017	0.017	SO-8/SOT23-5	1000	RRIO/High Speed	\$1.30
1	LT1800	80	25	250	350	85	8.5	20	2	no	2.3	12.6	0.016	0.012	SO-8/SOT23-5	1000	High Speed/Power/Precision/RRIO	\$1.30
1	LT6220	60	20	300	350	100	10	20	1	no	2.2	12.6	0.005	0.005	SO-8/SOT23-5	7000	Precision/Low Power/RRIO	\$1.20
1	LTC6910-2	13	16		15000		9.1	9.5	3	no	2.7	11	0.01	0.012	SOT23-8	50	3-Bit Gain Control/0 to 64 V/V	\$1.10
1	LTC6910-1	11	16		15000		8.6	9.5	3	no	2.7	11	0.01	0.012	SOT23-8	50	3-Bit Gain Control/0 to 100 V/V	\$1.10
1	LTC6910-3	11	16		15000		10.6	9.5	3	no	2.7	11	0.01	0.012	SOT23-8	50	3-Bit Gain Control/0 to 7 V/V	\$1.10
1	LT1797	10	2.25	1600	1500	1000	20	25	1.5	no	2.1	12.6	0.05	0.008	SOT23-5	10000	RRIO/Low Noise/C-Load Stable	\$1.00
2	LT1807	325	125	60	550	220	3.5	35	13	no	2.5	12.6	0.015	0.008	MS-8/SO-8	1000	High Speed/Precision/Low Noise	\$3.40
2	LT6201	165	50	140	1000	200	0.95	60	23	no	2.5	12.6	0.07	0.012	DFN-8/SO-8	1000	Low Noise/RRIO/High Speed	\$3.65
2	LT1810	160	300	27	2500	80	16	45	17	no	2.3	12.6	0.02	0.012	MS-8/SO-8	1000	Low Distortion/High Speed/Low Noise	\$2.65
2	LT6203	100	25	78	500	200	1.9	30	3.5	no	2.5	12.6	0.04	0.005	DFN-8/MS-8/SO-8	1000	Low Noise/Low Power/RRIO	\$2.45
2	LT1804	83	100	350	2000	60	21	20	3	no	2.3	12.6	0.017	0.017	DFN-8/SO-8	1000	RRIO/High Speed	\$1.95
2	LT1801	80	25	250	350	85	8.5	20	2	no	2.3	12.6	0.018	0.016	DFN-8/MS-8/SO-8	1000	High Speed/Power/Precision/RRIO	\$1.95
2	LT6221	60	20	300	350	100	10	20	1	no	2.2	12.6	0.005	0.005	DFN-8/SO-8	7000	Precision/Low Power/RRIO	\$1.85
2	LT1632	45	27	400	1350	2000	12	20	5.2	no	2.6	36	0.016	0.015	DIP-8/SO-8	10	Low Distortion/High Speed/RRIO	\$3.05
2	LTC6912-1	30	16		22000		15.1	35 Typ	2.75	yes	2.7	10.5	0.01	0.012	DFN-12/SSOP-16	50	Dual PGA/Serial SPI/A _v =0 to 100V/V	\$2.15
2	LTC6912-2	30	16		22000		15.1	35 Typ	2.75	yes	2.7	10.5	0.01	0.012	DFN-12/SSOP-16	50	Dual PGA/Serial SPI/A _v =1 to 64V/V	\$2.15
2	LT1630	30	9.2	520	525	3500	6	20	4.4	no	2.6	36	0.015	0.014	DIP-8/SO-8	300	Low Distortion/High Speed/RRIO	\$2.96
2	LT1678	20	6		100	3000	3.9	15	3.4	no	3	36	0.075	0.08	SO-8	500	Very Low 1/f Corner Frequency	\$2.50
2	LTC6911-1	11	16		22000		9.9	35 Typ	3.15	no	2.7	10.5	0.01	0.012	MS-10	50	Dual/3-Bit Gain Control/0 to 100 V/V	\$2.00
2	LTC6911-2	11	16		22000		10.9		3.15	no	2.7	10.5	0.01	0.012	MS-10	50	Dual/3-Bit Gain Control/0 to 64 V/V	\$2.00
2	LT1498	10.5	4.5		475	3800	12	12.5	2.2	no	2.2	36	0.0025	0.014	DIP-8/SO-8	30000	Stable with Large C-Load	\$2.96
4	LT6204	100	25	78	500	200	1.9	30	3.5	no	2.5	12.6	0.04	0.005	SO-14/SSOPN-16	1000	Low Noise/Low Power/RRIO	\$4.50
4	LT1805	85	100	350	2000	60	21	20	3	no	2.3	12.6	0.017	0.017	SO-14	1000	RRIO/High Speed	\$3.50
4	LT1802	80	25	250	350	85	8.5	20	2	no	2.3	12.6	0.018	0.016	SO-14	1000	High Speed/Power/Precision/RRIO	\$3.50
4	LT6222	60	20	300	350	100	10	20	1	no	2.2	12.6	0.005	0.005	SSOP-16	7000	Precision/Low Power/RRIO	\$2.95

† Primary Sort Column
 †† Secondary Sort Column

HIGH SPEED RAIL-TO-RAIL INPUT/OUTPUT OP AMPS (GAIN BANDWIDTH PRODUCT ≥ 10MHz)

† Amplifiers Per Package	Part Number	†† GBW Typ 25°C (MHz)	Slew Rate Typ 25°C (V/μs)	Settle Time to 0.1% Typ 25°C (ns)	V _{OS} Max 25°C (μV)	A _{VOL} Typ 25°C (V/mV)	E _{NOISE} Typ 25°C (nV/√Hz)	I _{NOISE} Typ 25°C (pA/√Hz)	I _{SUPPLY} Max 25°C (mA)	Shutdown	V _{SUPPLY} Min (V)	V _{SUPPLY} Max (V)	V _{OH} ⁽¹⁾ Typ 25°C (V)	V _{OL} ⁽¹⁾ Typ 25°C (V)	Package	C-Load Stable (pF)	Features	Price 1K Qty
4	LT1633	45	27	400	1350	2000	12	20	5.2	no	2.6	36	0.016	0.015	SO-14	10	Low Distortion/High Speed/RRIO	\$5.70
4	LT1631	30	9.2	520	525	3500	6	20	4.4	no	2.6	36	0.015	0.014	SO-14	300	Low Distortion/High Speed/RRIO	\$5.60
4	LT1679	20	6		100	3000	3.9	15	3.4	no	3	36	0.075	0.08	SO-14	500	Very Low 1/f Corner Frequency	\$3.85
4	LT1499	10.5	4.5		475	3800	12	12.5	2.2	no	2.2	36	0.0025	0.014	SO-14	30000	Stable with Large C-Load	\$5.60

† Primary Sort Column
 †† Secondary Sort Column

Note:

1. V_{OH} = How close the output swings to the positive rail; V_{OL} = How close the output swings to the negative rail

VIDEO RGB AMPLIFIERS

Part Number	Configuration	† BW Typ 25°C (MHz)	Slew Rate Typ 25°C (V/μs)	Settle Time Typ 25°C (ns) to 0.1%	Diff Gain (%)	Diff Phase (Deg)	e _n Typ (nV/√Hz)	i _n Typ (pA/√Hz)	I _{SUPPLY} Max 25°C (mA)	Shutdown (yes/no)	Supply Voltage Min (V)	Supply Voltage Max (V)	Package	C-Load Stable (pF)	Type	Unity Gain Stable	Important Features	Price 1K Qty
LT6556	Triple A _v =1	750	2100	6.5	0.056	0.028			13	yes	4.5	12.6	SSOP-24/QFN	12	CFA	A _v =1	with 2:1 Input MUX	\$2.75
LT6555	Triple A _v =2	650	2200	6.5	0.022	0.033			12	yes	4.5	12.6	SSOP-24/QFN	12	CFA	A _v =2	with 2:1 Input MUX	\$2.75
LT6554	Triple A _v =1	650	2500	6	0.022	0.06	20	3.5	10	no	4.5	13.2	SSOP-16	12	CFA	A _v =1	Fixed Gain of 1	\$2.50
LT6553	Triple A _v =2	650	2500	6	0.022	0.06	9	5	11	yes	4.5	13.2	SSOP-16	10	CFA	A _v =2	Fixed Gain of 2	\$2.50
LT6558	Triple A _v =1	550	2200	4	0.02	0.02			25	yes	3	7.5	SSOP-16/DFN	12	VFB	A _v =1	Fixed Gain of 1	\$2.50
LT6557	Triple A _v =2	500	2200	4	0.02	0.05			25	yes	3	7.5	SSOP-16/DFN	12	VFB	A _v =2	Fixed Gain of 2	\$2.50
LT6559	Triple A _v =1,2,-1	300	800	25	0.13	0.1	4.5	6	6.1	yes	4	12.6	QFN-16	1000	CFA	A _v =1	0.1dB Gain Flatness: 150MHz	\$0.95
LT1399	Triple A _v =1,2,-1	300	800	25	0.13	0.1	4.5	6	6.5	yes	4	12.6	SO-16/SSOP-16	1000	CFA	A _v =1	0.1dB Gain Flatness: 150MHz	\$2.45
LT1260	Triple	130	1600	75	0.016	0.075	3.6	1.3	7.5	yes	4	36	DIP-16/SO-16	1000	CFA	A _v =1	±12V Operation	\$2.60
LT6550	Triple A _v =2	110	340	20 (to 3%)	0.05	0.05	12	8	10	no	3	12.6	MSOP-10	300	VFB	A _v =2	Operates on 3.3V	\$1.75
LT6551	Quad A _v =2	110	340	20 (to 3%)	0.05	0.05	12	8	10	no	3	12.6	MSOP-10	300	VFB	A _v =2	Operates on 3.3V	\$1.95

† Primary Sort Column

VIDEO MULTIPLEXERS

Part Number	Configuration	Cable Driver Amplifiers On Chip	† BW Typ 25°C MHz	0.1 dB Gain Flatness	Slew Min 0-70°C (V/μs)	Settling Time (ns) to 0.1%	Diff Gain %	Diff Phase Deg	I _{SUPPLY} Max 25°C (mA)	Shutdown (yes/no)	Supply Voltage Min (V)	Supply Voltage Max (V)	Package	Unity Gain Stable	Important Features	Price 1K Qty
LT6556	3×2:1	yes 3	750	120	1200	6.5	0.056	0.028	13	yes	4.5	12.6	SSOP-24/QFN	yes	RGB Amplifier, 2:1 MUX, A _v =1V/V	\$2.75
LT6555	3×2:1	yes 3	650	120	1600	6.5	0.03	0.02	12	yes	4.5	12.6	SSOP-24/QFN	yes	RGB Amplifier, 2:1 MUX, A _v =2V/V	\$2.75
LT1675	3×2:1	yes 3	250	70	1100		0.07	0.05	14	yes	5.2	12.6	SSOP-16	yes	CFA has Fixed Gain=2	\$3.25
LT1675-1	2:1	yes 1	250	70	1100		0.07	0.05	14	yes	5.2	12.6	SO-8/MSOP-8	yes	CFA has Fixed Gain=2	\$1.95
LT1203	2:1	no	150	30	180	30	0.02	0.02	14	yes	9	36	DIP-8/SO-8	yes	150MHz 2:1 Video Multiplexer	\$1.50
LT1205	2×2:1 or 4:1	no	150	30	180	30	0.02	0.02	14	yes	9	36	SO-16	yes	Dual of LT1203, 2:1 Video Mux	\$2.60
LT1204	4:1	yes 1	95	66	500	70	0.04	0.06	24	yes	9	36	DIP-16/SO(W)-16	yes	4-Input Video Mux with 75MHz CFA	\$4.80
LT1251	2:1 fader	no	40	1212	150	65	0.02	0.02	7.5	no	5	30	DIP-14/SO-14	yes	DC Controlled Video Fader	\$5.85
LT1256	2:1 fader	no	40	1212	150	65	0.02	0.02	7.5	no	5	30	DIP-14/SO-14	yes	DC Controlled Video Fader	\$5.85

† Primary Sort Column

Amps, Refs, Filters, Comps

Power Management

Data Conversion

Interface

High Frequency

Reference Material

VIDEO DIFFERENCE AMPLIFIERS

Part Number	BW Typ 25°C (MHz)	Slew Rate Typ 25°C (V/μs)	Settle Time Typ 25°C (ns) to 0.1%	Diff Gain (%)	Diff Phase (Deg)	e _n Typ (nV/√Hz)	i _n Typ (pA/√Hz)	I _{SUPPLY} Max 25°C (mA)	Shutdown (yes/no)	Supply Min (V)	Voltage Max (V)	Package	Unity Gain Stable	Important Features	Price 1K Qty
LT1193	9 (@A _v =10)		180	0.2	0.08	50	4	40	yes	4.75	18	DIP-8/SO-8	A _v =2	Color Video Difference Amp	\$2.90
LT6552	75 (@A _v =2)	600	30	0.2	0.15	55	0.7	13.5	yes	3	12.6	SO-8/DFN	A _v =2	Low Power Video Difference Amp	\$1.10
LT1189	35 (@A _v =10)	220	1000	0.6	0.75	30	1.25	16	yes	4.75	18	DIP-8/SO-8	A _v =10	Low Power Video Difference Amp	\$2.90
LT1194	35 (@A _v =10)	500	200	0.2	0.08	15	4	40	yes	4.75	18	DIP-8/SO-8	A _v =10	Color Video Difference Amp	\$2.90
LT1995	32 (@A _v =1)	1000	110	0.06	0.15	14		8.5	no	5	36	MSOP-10/DFN	A _v =1	Gain-Selectable Difference Amp	\$1.89
LT1187	5.7 (@A _v =10)	165	100	0.6	0.8	65	1.5	16	yes	4.75	18	DIP-8/SO-8	A _v =2	Low Power Video Difference Amp	\$2.90

Over-The-Top® AMPLIFIERS

Channels	Part Number	V _{OS} Max 25°C (μV)	TC of V _{OS} Max (μV/°C)	I _{BIAS} Max 25°C (nA)	GBW Typ 25°C (MHz)	Slew Rate Typ 25°C (V/μs)	CMRR Min 25°C (dB)	A _{VL} Typ 25°C (V/mV)	E _{NOISE} Typ 25°C (nV/√Hz)	I _{SUPPLY} Max 25°C (mA)	Shutdown	V _{SUPPLY} Min (V)	V _{SUPPLY} Max (V)	V _{OH} (1) Typ 25°C (V)	V _{OL} (1) Typ 25°C (V)	Package	Features	Price 1K Qty
1	LT1636	225	5	8	0.2	0.07	84	2000	52	0.055	yes	2.6	44	0.015	0.002	DFN-8/DIP-8/MS-8/SO-8	Over-The-Top Micropower Op Amp	\$1.45
1	LT6105	300	0.5 Typ	25000	0.1		100			0.3	no	2.85	36			DFN-8/MS-8	Precision Extended Input Current Sense	\$0.99
1	LT1637	350	3	50	1	0.35	88	800	27	0.25	yes	1.8	44	0.025	0.003	DFN-8/DIP-8/MS-8/SO-8	High Voltage/Over-The-Top/Low Power	\$1.45
1	LT1672	375	2	1	0.012	0.005	90	500	185	0.002	no	2.1	36	0.035	0.05	DIP-8/MS-8/SO-8	Ultralow Power/Over-The-Top Inputs	\$1.65
1	LT1494	375	2	1	0.0027	0.001	100	500	185	0.0015	no	2.1	36	0.035	0.05	DIP-8/MS-8/SO-8	Ultralow Power/Rail-to-Rail/Precision	\$1.65
1	LT1783	800	5	80	1.25	0.42	90	1500	20	0.3	yes	2.2	18	0.06	0.003	SOT23-5/SOT23-6	Over-The-Top/Micropower/RRIO/C-Load	\$1.10
1	LT1782	800	5	15	0.2	0.07	90	1500	50	0.055	yes	2.2	18	0.06	0.003	SOT23-5/SOT23-6	Over-The-Top/Micropower/RRIO/C-Load	\$1.10
1	LT1784	3500	15	500	2.5	2.1	84	1000	25	0.75	yes	2	18	0.07	0.004	SOT23-5/SOT23-6	Low Power/RRIO/Shutdown	\$1.00
1	LT1990	5200	22		0.1	0.55	70		1000	0.18	no	2.4	36	0.21	0.21	SO-8	±250V Diff Amp and Integrated Resistors	\$1.35
2	LT1673	375	2	1	0.012	0.005	90	500	185	0.002	no	2.1	36	0.035	0.05	DIP-8/SO-8	Ultralow Power/Over-The-Top Inputs	\$2.45
2	LT1495	375	2	1	0.0027	0.001	100	500	185	0.0015	no	2.1	36	0.035	0.05	DIP-8/SO-8	Ultralow Power/Rail-to-Rail/Precision	\$2.45
2	LT1490A	500	4	8	0.18	0.06	84	1500	50	0.055	no	2	44	0.022	0.003	DFN-8/DIP-8/MS-8/SO-8	RRIO/Over-The-Top	\$1.75
2	LT1638	600	6	50	1.2	0.38	88	1500	20	0.23	no	2.2	44	0.02	0.003	DFN-8/DIP-8/MS-8/SO-8	High Voltage/Over-The-Top/Low Power	\$1.95
4	LT1674	375	2	1	0.012	0.005	90	500	185	0.002	no	2.1	36	0.035	0.05	DIP-14/SO-14	Ultralow Power/Over-The-Top Inputs	\$3.25
4	LT1496	375	2	1	0.0027	0.001	100	500	185	0.0015	no	2.1	36	0.035	0.05	DIP-14/SO-14	Ultralow Power/Rail-to-Rail/Precision	\$3.25
4	LT1639	600	6	50	1.075	0.38	88	1500	20	0.23	no	2.2	44	0.02	0.003	DIP-14/SO-14	High Voltage/Over-The-Top/Low Power	\$3.30
4	LT1491A	1000	4	8	0.18	0.06	84	1500	50	0.055	no	2	44	0.022	0.003	DIP-14/SO-14/DFN-16	RRIO/Over-The-Top	\$3.00

† Primary Sort Column

Note:

1. V_{OH} = How close the output swings to the positive rail; V_{OL} = How close the output swings to the negative rail

LOW POWER OP AMPS (I_{SUPPLY} ≤ 1mA/AMP)

Amplifiers Per Package	Part Number	I _{SUPPLY} per Amp Max 25°C (mA)	Shutdown	V _{OS} Max 25°C (μV)	TC of V _{OS} Max (μV/°C)	I _{BIAS} Max 25°C (nA)	GBW Typ 25°C (MHz)	Slew Rate Typ 25°C (V/μs)	CMRR Min 25°C (dB)	A _{VL} Typ 25°C (V/mV)	E _{NOISE} Typ 25°C (nV/√Hz)	V _{SUPPLY} Min (V)	V _{SUPPLY} Max (V)	Rail-to-Rail I/O(1)	Package	C-Load Stable (pF)	Features	Price 1K Qty
1	LT6003	0.001	no	500	5	0.09	0.002	0.0008	88	150	325	1.6	16	yes	DFN-4/SOT23-5	2000	Low Power, 1.8V Precision Op Amp	\$0.72
1	LT1494	0.0015	no	375	2	1	0.0027	0.001	100	500	185	2.1	36	yes	DIP-8/MS-8/SO-8	8000	Ultralow Power/Rail-to-Rail/Precision	\$1.65
1	LT1672	0.002	no	375	2	1	0.012	0.005	90	500	185	2.1	36	yes	DIP-8/MS-8/SO-8	10000	Ultralow Power/Over-the-Top Inputs	\$1.65
1	LTC1541	0.01	no	1000			0.012					2.5	12.6	ss	MS-8/SO-8/DFN-8		Micropower Amp/Comparator and Ref	\$1.50
1	LTC1542	0.01	no	1000			0.012	8	0.5	1000		2.5	12.6	out	MS-8/SO-8/DFN-8	1000	Micropower Amp/Comparator and Ref	\$1.20
1	LT6000	0.016	no	750	5	5	0.05	15	82	65	75	1.8	18	yes	DFN-6	800	Single 1.8V/13μA Precision RRIO	\$0.80
1	LT1636	0.055	yes	225	5	8	0.2	0.07	84	2000	52	2.6	44	yes	DFN-8/DIP-8/MS-8/SO-8	10000	Over-the-Top Micropower Op Amp	\$1.45

† Primary Sort Column

†† Secondary Sort Column

LOW POWER OP AMPS (I_{SUPPLY} ≤ 1mA/AMP)

†	Amplifiers Per Package	Part Number	†† I _{SUPPLY} per Amp Max 25°C (mA)	Shutdown	V _{OS} Max 25°C (μV)	TC of V _{OS} Max (μV/°C)	I _{BIAS} Max 25°C (nA)	GBW Typ 25°C (MHz)	Slew Rate Typ 25°C (V/μs)	CMRR Min 25°C (dB)	A _{VOL} Typ 25°C (V/mV)	E _{NOISE} Typ 25°C (nV/√Hz)	V _{SUPPLY} Min (V)	V _{SUPPLY} Max (V)	Rail-to-Rail I/O ⁽¹⁾	Package	C-Load Stable (pF)	Features	Price 1K Qty
1	1	LT1782	0.055	yes	800	5	15	0.2	0.07	90	1500	50	2.2	18	yes	SOT23-5/SOT23-6	10000	Over-the-Top/Micropower/RRIO/C-Load	\$1.10
1	1	LT1077	0.06	no	40	1.6	9	0.23	0.08	97	1000	27	2.2	44	ss	DIP-8/SO-8	1500	High Precision Micropower Single Supply	\$1.60
1	1	LT1789-1	0.095	no	100	0.7	40	0.06	0.026	100		48	2.2	36	out	SO-8	600	Micropower/Precision IA/Single Supply	\$3.20
1	1	LT1789-10	0.095	no	160	0.7	40	0.025	0.026	98		52	2.2	36	out	SO-8	2000	Micropower/Precision IA/A _V >10	\$3.20
1	1	LT1991	0.11	no	50	1	5	0.56	0.12	80		46	2.4	40	yes	MS-10/DFN-10	100	Precision/Gain Select Range -13 to 14	\$1.39
1	1	LT1996	0.11	no	50	1	5	0.56	0.12	80		18	2.7	36	yes	MS-10/DFN-10		Precision/A _V =9 to 117	\$1.39
1	1	LT1787	0.12	no	75	2						2.5	36	ss	SO-8/MS-8		Precision/High Side Current Sense	\$2.05	
1	1	LT1787HV	0.12	no	75	2						2.5	60	ss	SO-8/MS-8		Precision/Current Sense/60V V _{IN}	\$2.90	
1	1	LT1101	0.13	no	160	2	8	0.37	0.1	100		43	1.8	44		DIP-8/SOW-16	30000	Micropower Single Supply IA/A _V =10 or 100	\$4.75
1	1	LT6100	0.13	no	300	3	10000	0.15	0.05	100			4.1	48	ss	DFN-8/MS-8		Precision/Gain Selectable Current Sense	\$1.18
1	1	LT6010	0.15	yes	35	0.8	0.11	0.33	0.09	107	2000	14	2.7	40	out	DFN-8/SO-8	500	Micropower/Precision/RRIO	\$1.10
1	1	LT6013	0.165	no	35	0.8	0.25	1.6	0.2	107	2000	9.5	2.7	40	out	DFN-8/SO-8	500	Micropower/Precision/RRIO/A _V >5	\$1.10
1	1	LTC2054	0.175	no	3	0.03	0.15	0.5	0.5	120	10000		2.7	7	out	SOT23-5	50	Micropower Zero-Drift/3V/5V Operation	\$1.00
1	1	LT1990	0.18	no	5200	22		0.1	0.55	70		1000	2.4	36	yes	SO-8	3000	±250V Diff Amp and Integrated Resistors	\$1.35
1	1	LT1635	0.2	no	1300	7	4.5	0.175	0.045	94	450	50	1.1	14	out	DIP-8/SO-8	1000	Op Amp and Reference/LM10 Pinout	\$1.75
1	1	LTC2054HV	0.21	no	5	0.03	0.15	0.5	0.5	120	10000		2.7	12	out	SOT23-5	50	Micropower Zero-Drift ±5V Operation	\$1.25
1	1	LT1637	0.25	yes	350	3	50	1	0.35	88	800	27	1.8	44	yes	DFN-8/DIP-8/MS-8/SO-8	2000	High Voltage/Over-the-Top/Low Power	\$1.45
1	1	LT1049	0.3	no	10	0.1	0.05	0.8	0.8	110	31622	80	4.75	18	out	DIP-8/SO-8	50	Zero Drift No External Capacitors	\$2.15
1	1	LT1783	0.3	yes	800	5	80	1.25	0.42	90	1500	20	2.2	18	yes	SOT23-5/SOT23-6	3000	Over-the-Top/Micropower/RRIO/C-Load	\$1.10
1	1	LT1351	0.33	yes	600	8	50	3	200	80	80	14	5	36		SO-8/MS-8/DIP-8	All	High Speed/Precision/C-Load	\$2.45
1	1	LT1218	0.42	yes	90	3	70	0.3	0.1	92	1000	33	2	36	yes	SO-8/DIP-8	1000	Low V _{OS} Across Entire R-R Input Range	\$4.75
1	1	LT1218L	0.42	yes	90	3	70	0.3	0.1	92	1000	33	2	16	yes	SO-8/DIP-8	1000	Low V _{OS} Across Entire R-R Input Range	\$2.90
1	1	LT1219	0.42	yes	90	3	70	0.15	0.05	92	1000	33	2	36	yes	SO-8/DIP-8	100000	Low V _{OS} Across Entire R-R Input Range	\$4.75
1	1	LT1219L	0.42	yes	90	3	70	0.15	0.05	92	1000	33	2	16	yes	SO-8/DIP-8	100000	Low V _{OS} Across Entire R-R Input Range	\$2.90
1	1	LTC6101	0.45	no	450	1 Typ		0.2				4	60	ss	SOT-23-5/MS-8		High Voltage/High-Side Current Sense	\$1.04	
1	1	LTC6101HV	0.45	no	300	1 Typ		0.2				5	100	ss	SOT-23-5/MS-8		High Voltage/High-Side Current Sense	\$1.30	
1	1	LT1012	0.5	no	25	0.6	0.1	1	0.2	114	2000	14	2.4	40		DIP-8/SO-8	1000	Low V _{OS} Stable with Any C-Load	\$1.60
1	1	LT1006	0.52	no	50	1.3	15	0.6	0.4	100	2500	22	4	44	ss	DIP-8/SO-8	10	Single Supply Precision Op Amp	\$1.55
1	1	LT1168	0.53	no	40	0.3	0.25	0.4	0.5	126		10	4.6	40		DIP-8/SO-8	1000	Precision IA/Low Bias Current/Low Power	\$3.70
1	1	LT1097	0.56	no	50	1.2	0.25	0.7	0.2	115	2500	14	2	40		DIP-8/SO-8	10000	Low Cost/C-Load Stable	\$1.75
1	1	LT1008	0.6	no	120	1.5	0.1	1	0.2	114	2000	14	4	40		DIP-8/SO-8	600	Low Bias Current/External Compensation	\$2.95
1	1	LTC6104	0.73	no	450	1.5 Typ	170	0.14		110			4	60		MS-8		High Voltage/ High Side/ Bi-Directional Current Sense Amplifier	\$1.38
1	1	LT1784	0.75	yes	3500	15	500	2.5	2.1	84	1000	25	2	18	yes	SOT23-5/SOT23-6	1000	Low Power/RRIO/Shutdown	\$1.00
1	1	LT6220	1	no	350	5	150	60	20	85	100	10	2.2	12.6	yes	SO-8/SOT23-5	7000	Precision/Low Power/RRIO	\$1.20
1	1	LTC1992	1	no	2500	0.65 Typ	0.25	4	0.75	69	10	18	2.4	12	out	MS-8	10000	Fully Differential In/Out	\$1.65
1	1	LTC1992-1	1	no	2500	0.65 Typ	0.25	4	0.75	55		45	2.7	12	out	MS-8	10000	Fully Differential In/Out/A _V =1	\$3.95
1	1	LTC1992-2	1	no	2500	0.65 Typ	0.25	4	0.75	55		45	2.7	12	out	MS-8	10000	Fully Differential In/Out/A _V =2	\$3.95
1	1	LTC1992-5	1	no	2500	0.65 Typ	0.25	4	0.75	55		45	2.7	12	out	MS-8	10000	Fully Differential In/Out/A _V =5	\$3.95
1	1	LTC1992-10	1	no	2500	0.65 Typ	0.25	4	0.75	55		45	2.7	12	out	MS-8	10000	Fully Differential In/Out/A _V =10	\$3.95
2	2	LT6004	0.001	yes	500	5	0.09	0.002	0.0008		150	325	1.6	16	yes	DFN-8/MS-8	2000	Low Power, 1.8V Precision	\$1.10
2	2	LT1495	0.0015	no	375	2	1	0.0027	0.001	100	500	185	2.1	36	yes	DIP-8/SO-8	1000	Ultralow Power/Rail-to-Rail/Precision	\$2.45
2	2	LT1673	0.002	no	375	2	1	0.012	0.005	90	500	185	2.1	36	yes	DIP-8/SO-8	10000	Ultralow Power/Over-the-Top Inputs	\$2.45
2	2	LT6001	0.016	yes	600	5	5	0.05	0.015	82	65	75	1.8	18	yes	MS-8/DFN-10	800	1.8V/13μA Precision RRIO	\$1.25
2	2	LT1178	0.017	no	70	3	5	0.085	0.04	97	2500	49	2	44	ss	DIP-8/SO-8/SOW-16	2500	Precision/Micropower/Single Supply	\$2.95
2	2	LT2178	0.018	no	70	1.8	5	0.06	0.025	93	700	49	2.2	44	ss	SO-8	200	Micropower Single Supply	\$3.50
2	2	LT1462	0.045	no	800	20	0.002	0.175	0.13	76	600	76	10	40		DIP-8/SO-8	1000	JFET with Excellent C-Load Stability	\$2.50
2	2	LT1078	0.05	no	70	1.8	8	0.2	0.07	97	1000	28	2.2	44	ss	DIP-8/SO-8	1800	Precision/Micropower/Single Supply	\$2.70
2	2	LT2078	0.05	no	70	1.8	8	0.2	0.07	95	1000	28	2.3	44	ss	SO-8	300	Micropower/Single Supply/Std Pinout	\$3.50
2	2	LT1490A	0.055	no	500	4	8	0.18	0.06	84	1500	50	2	44	yes	DFN-8/DIP-8/MS-8/SO-8	300	RRIO/Over-the-Top	\$1.75
2	2	LTC6078	0.072	yes	25	0.7	0.001	0.75	0.05	95	3162	18	2.7	6	yes	MS-8/DFN-10	200	Micropower/Precision/RRIO	\$1.49
2	2	LT1466L	0.075	no	390	7	14	0.12	0.04	88	1500	45	2	16	yes	DIP-8/SO-8	300	Precision Rail-to-Rail Micropower	\$4.15

† Primary Sort Column
 †† Secondary Sort Column



MS-8, MS-10 = MSOP; SSOPN = Narrow SSOP; SSOPW = Wide SSOP; SOW = Wide SO

Amplifiers, Refs, Filters, Comps
 LOW POWER
 Power Management
 Data Conversion
 Interface
 High Frequency
 Reference Material

LOW POWER OP AMPS (I_{SUPPLY} ≤ 1mA/AMP)

†	Amplifiers Per Package	Part Number	†† I _{SUPPLY} per Amp Max 25°C (mA)	Shutdown	V _{OS} Max 25°C (µV)	TC of V _{OS} Max (µV/°C)	I _{BIAS} Max 25°C (nA)	GBW Typ 25°C (MHz)	Slew Rate Typ 25°C (V/µs)	CMRR Min 25°C (dB)	A _{VOL} Typ 25°C (V/mV)	E _{NOISE} Typ 25°C (nV/√Hz)	V _{SUPPLY} Min (V)	V _{SUPPLY} Max (V)	Rail-to-Rail I/O ⁽¹⁾	Package	C-Load Stable (pF)	Features	Price 1K Qty
	2	LTC6084	0.11 Typ	yes	600	5	0.001 Typ	1.5	0.5	70	6000	27	2.1	5.5	yes	DFN-10/MS-8	200	Precision/1.5MHz/RRIO/Low Bias Current	C.F.
	2	LTC2055	0.15	no	3	0.03	0.15	0.5	0.5	120	10000	2.7	7	out	DFN-8/MS-8	50	Micropower Zero-Drift/3V/5V Operation	\$1.60	
	2	LT6011	0.15	no	60	0.8	0.3	0.33	0.09	107	2000	14	2.4	40	out	DFN-8/SO-8/MS-8	500	Micropower/Precision/RRIO	\$1.65
	2	LT6014	0.165	no	60	0.8	0.4	1.6	0.2	107	2000	9.5	2.7	40	out	DFN-8/SO-8	500	Micropower/Precision/RRIO/A _V >5	\$1.65
	2	LTC2055HV	0.18	no	5	0.03	0.15	0.5	0.5	120	10000		2.7	12	out	DFN-8/MS-8	50	Micropower Zero-Drift±5V Operation	\$2.00
	2	LT1464	0.2	no	800	20	0.002	1	0.9	76	1000	24	10	40		DIP-8/SO-8	1000	JFET with Excellent C-Load Stability	\$2.50
	2	LT1638	0.23	no	600	6	50	1.2	0.38	88	1500	20	2.2	44	yes	DFN-8/DIP-8/MS-8/SO-8	6000	High Voltage/Over-the-Top/Low Power	\$1.95
	2	LTC1047	0.275	no	10	0.05	0.03	0.2	0.2	110	31622		4.75	16	out	DIP-8/SOW-16	50	Zero Drift No External Capacitors	\$4.85
	2	LT1352	0.33	no	600	8	50	3	200	80	80	14	5	36		SO-8	All	High Speed/Precision/C-Load	\$3.80
	2	LT1112	0.4	no	60	0.5	0.25	0.75	0.3	120	5000	14	2	40		DIP-8/SO-8	All	Low Power/Matching Specs/C-Load Stable	\$2.35
	2	LTC6081	0.425	yes	70	0.8	0.001	3.6	1	100	1000	13	2.7	5.5	yes	DFN-10/MS-8	200	Precision/RRIO/Picoamp Input Current	\$1.74
	2	LT1413	0.45	no	150	2	15	0.95	0.3	100	1400	23	3	22	ss	DIP-8/SO-8	100	Single Supply/Optimized for 5V	\$2.00
	2	LTC6103	0.45	no	450	1.5 Typ	170	0.12		110			4	60		MS-8		Dual High Voltage/ High Side Current Sense Amplifier	\$1.66
	2	LT1013	0.5	no	150	2	20	0.8	0.4	100	8000	22	4	44	ss	SO-8/DIP-8	100	Single Supply Precision Op Amps	\$1.90
	2	LT1366	0.52	no	475	6	35	0.4	0.13	95	2000	29	2	36	yes	DIP-8/SO-8	1000	C-Load Stable up to 1000pF	\$3.50
	2	LT1368	0.52	no	475	6	35	0.16	0.065	95	2000	29	2	36	yes	DIP-8/SO-8	100000	Stable with 100nF C-Load	\$3.45
	2	LT1492	0.55	no	180	3	100	4.5	1.8	86	350	16.5	2.1	36	ss	SO-8/DIP-8	150	Single Supply/Low Power/Precision	\$3.45
	2	LT1024	0.6	no	50	1.5	0.12	1	0.2	112	2000	14	4	40		DIP-14	1000	Low V _{OS} /Low Power	\$4.75
	2	LT1884	0.9	no	50	0.8	0.4	2	0.9	108	1600	9.5	2.4	40	out	DIP-8/SO-8	500	Picoamp Input Current/Precision	\$2.75
	2	LT1881	0.9	no	50	0.8	0.2	1	0.35	106	1600	14	2.4	40	out	DIP-8/SO-8	1000	Picoamp Input Current/Precision	\$2.75
	2	LT6221	1	no	350	5	150	60	20	85	100	10	2.2	12.6	yes	DFN-8/SO-8	7000	Precision/Low Power/RRIO	\$1.85
	4	LT6005	0.001	no	650	5	0.09	0.002	0.0008		150	325	1.6	16	yes	SSOP-16/DFN-16	2000	Low Power, 1.8V Precision	\$1.75
	4	LT1496	0.0015	no	375	2	1	0.0027	0.001	100	500	185	2.1	36	yes	DIP-14/SO-14	1000	Ultralow Power/Precision/RRIO	\$3.25
	4	LT1674	0.002	no	375	2	1	0.012	0.005	90	500	185	2.1	36	yes	DIP-14/SO-14	10000	Ultralow Power/Over-the-Top Inputs	\$3.25
	4	LT6002	0.016	no	750	5	5	0.05	0.015	82	65	75	1.8	18	yes	SSOP-16/DFN-16	800	Quad 1.8V/13µA Precision RRIO	\$2.00
	4	LT1179	0.017	no	100	0.3	5	0.085	0.04	97	2500	49	2	44	ss	DIP-14/SOW-16	2500	Precision/Micropower/Single Supply	\$3.70
	4	LT2179	0.018	no	100	3	5	0.06	0.025	93	700	49	2.2	44	ss	SO-14	200	Micropower Single Supply	\$6.30
	4	LT1463	0.045	no	800	20	0.002	0.125	0.13	74	600	76	5	40		DIP-14/SO-14	1000	JFET with Excellent C-Load Stability	\$4.30
	4	LT1079	0.05	no	100	1.8	8	0.2	0.07	97	1000	28	2.2	44	ss	DIP-14/SOW-16	1800	Precision/Micropower/Single Supply	\$3.40
	4	LT2079	0.05	no	110	3	8	0.2	0.07	95	1000	28	2.3	44	ss	SO-14	300	Micropower Single Supply	\$5.95
	4	LT1491A	0.055	no	1000	4	8	0.18	0.06	84	1500	50	2	44	yes	DIP-14/SO-14/DFN-16	300	RRIO/Over-the-Top	\$3.00
	4	LTC6079	0.072	no	25	1.4	0.001	0.75	0.05	95	3162	18	2.7	6	yes	DFN-16/SSOP-16	200	Micropower/Precision/RRIO	\$2.53
	4	LT1467L	0.075	no	390	7	14	0.12	0.04	88	1500	45	2	16	yes	SO-16	300	Precision Micropower Rail-to-Rail	\$7.20
	4	LTC6085	0.11 Typ	yes	600	5	0.001 Typ	1.5	0.5	70	6000	27	2.1	5.5	yes	DFN-16/SSOP-16	200	Precision/1.5MHz/RRIO/Low Bias Current	C.F.
	4	LT6012	0.15	no	60	0.8	0.3	0.33	0.09	107	2000	14	2.4	40	out	SO-14/SSOP-16	500	Micropower/Precision/RRIO	\$2.95
	4	LT1465	0.2	no	800	20	0.002	1	0.9	74	900	24	5	40		DIP-14/SO-14	1000	JFET with Excellent C-Load Stability	\$4.30
	4	LT1639	0.23	no	600	6	50	1.075	0.38	88	1500	20	2.2	44	yes	DIP-14/SO-14	6000	High Voltage/Over-the-Top/Low Power	\$3.30
	4	LT1353	0.33	no	600	8	50	3	200	80	80	14	5	36		SO-14	All	High Speed/Precision/C-Load	\$6.70
	4	LT1114	0.4	no	60	1.1	0.25	0.75	0.3	120	5000	14	2	40		DIP-14/SO-16	All	Low Power/Matching Specs/C-Load Stable	\$4.40
	4	LTC6082	0.425	yes	70	0.8	0.001	3.6	1	100	1000	13	2.7	5.5	yes	DFN-16/SSOP-16	200	Precision/RRIO/Picoamp Input Current	\$2.97
	4	LT1014	0.5	no	150	2	20	0.8	0.4	100	8000	22	4	44	ss	DIP-14/SOW-16	100	Single Supply Precision Op Amp	\$3.45
	4	LT1367	0.52	no	800	6	35	0.4	0.13	93	2000	29	2	36	yes	SO-14	1000	C-Load Stable up to 1000pF	\$6.10
	4	LT1369	0.52	no	800	6	35	0.16	0.065	93	2000	29	2	36	yes	SO-14	100000	Stable with 100nF C-Load	\$6.10
	4	LT1493	0.55	no	130	3	100	4.5	1.8	86	350	16.5	2.1	36	ss	SO-16	150	Single Supply/Low Power/Precision	\$6.40
	4	LT1885	0.9	no	80	0.8	0.9	2	0.9	108	1600	9.5	2.4	40	out	SO-14	500	Picoamp Input Current/Precision	\$4.85
	4	LT1882	0.9	no	80	0.8	0.5	1	0.35	106	1600	14	2.4	40	out	SO-14	1000	Picoamp Input Current/Precision	\$4.85
	4	LT6222	1	no	350	5	150	60	20	85	100	10	2.2	12.6	yes	SSOP-16	7000	Precision/Low Power/RRIO	\$2.95

† Primary Sort Column
 †† Secondary Sort Column

Note:

1. ss = Input common mode range includes negative supply rail
2. C.F. = Contact Factory

† Amplifiers Per Package	Part Number	V _{OS} Max 25°C (μV)	TC of V _{OS} Max (μV/°C)	I _{BIAS} Max 25°C (nA)	†† GBW Typ 25°C (MHz)	Slew Rate Typ 25°C (V/μs)	CMRR Min 25°C (dB)	A _{VL} Typ 25°C (V/mV)	E _{NOISE} Typ 25°C (nV/√Hz)	I _{OUT} Min 25°C (mA)	I _{SUPPLY} Max 25°C (mA)	Shutdown	V _{SUPPLY} Min (V)	V _{SUPPLY} Max (V)	Rail-to-Rail I/O ⁽¹⁾	Package	Features	Price 1K Qty
1	LTC6406	3500	1 Typ	6000 Typ	3000	630	50		1.6	38	22	yes	2.7	3.5	ss	3×3 QFN-16	3GHz Differential ADC Driver	\$3.44
1	LTC6401-8	4000	3 Typ		2200	3400	36		3.2	10	60	yes	2.85	3.5	ss	3×3 QFN-16	8dB Fixed Gain/Differential ADC Driver/140MHz IF	\$3.20
1	LTC6401-14	3000	1.2 Typ		1950	3600	40		2.9	10	60	yes	2.85	3.5	ss	3×3 DFN-16	2GHz Differential ADC Driver, A_v=5	\$2.95
1	LTC6400-26	2000	1 Typ		1900	6670	50		1.5	20	102	yes	2.85	3.5	ss	3×3 QFN-16	26dB Fixed Gain/Differential ADC Driver/140MHz IF	\$3.20
1	LTC6400-20	2000	1.2 Typ		1840	4500	45		2.1	20	105	yes	2.85	3.5	ss	3×3 QFN-16	1.8GHz Differential ADC Driver	\$3.20
1	LTC6404-4	2000	1 Typ	-23000	1700	1200	60 Typ	32	1.5	40	39	yes	2.75	5.25	out	3×3 DFN-16	1.7GHz/Low Noise and Distortion	\$3.44
1	LTC6401-26	2500	1 Typ		1610	3300	50		1.5	10	60	yes	2.85	3.5	ss	3×3 QFN-16	26dB Fixed Gain/Differential ADC Driver/140MHz IF	\$2.95
1	LT6200-10	1000	24	40000	1600	450	68	200	0.95	60	23	yes	2.5	12.6	yes	SO-8/SOT23-6	Low Noise/RRIO/High Speed/A _v >10	\$1.50
1	LT6230-10	500	3	10000	1450	320	95	260	1.1	30	3.75	yes	3	12.6	out	SOT23-6	Ultralow Noise/Low Power/A _v >10	\$1.50
1	LTC6410-6	2000	-0.3 Typ		1400	1500	45		3	42	130	yes	2.8	5.25	ss	3×3 QFN-16	Low Noise/Differential IF Amp/Configurable Input Impedance	\$2.89
1	LTC6401-20	2000	1.4 Typ		1250	4500			0.91	10	62		2.85	3.5	ss	3×3 QFN-16	1.3GHz Low Noise, Low Distortion Differential ADC Driver	\$2.95
1	LTC6404-2	2000	1 Typ	-23000	900	700	60 Typ	32	1.5	40	39	yes	2.75	5.25	out	3×3 QFN-16	0.9GHz/Low Noise and Distortion	\$3.44
1	LT5514			20000	850					33	75	yes	4.75	5.25	ss	TSSOP-20	Low Distortion Differential, Digitally Controlled PGA	\$5.20
1	LT6200-5	1000	24	40000	800	250	68	200	0.95	60	23	yes	2.5	12.6	yes	SO-8/SOT23-6	Low Noise/RRIO/High Speed/A _v >5	\$1.50
1	LT5524			30000	540					24	43	yes	4.75	5.25	ss	TSSOP-20	Low Distortion Differential, Digitally Controlled PGA	\$4.40
1	LTC6404-1	2000	1 Typ	-23000	500	450	60 Typ	32	1.5	40	35.5	yes	2.7	5.25	out	3×3 QFN-16	500MHz/Low Noise, Differential I/O Amp/Driver	\$3.44
1	LT6233-10	500	3	3000	375	115	90	180	1.9	40	1.25	yes	3	12.6	out	SOT23-6	Low Noise/Low Power/A _v >10	\$1.90
1	LT1806	550	5	4000	325	125	79	220	3.5	35	13	yes	2.5	12.6	yes	SO-8/SOT23-6	High Speed/Precision/Low Noise	\$2.10
1	LT6402-6	6500	30 Typ		300	400	42		3.8	30	37	yes	4	5.5	ss	QFN-16	Low Distortion and Noise Diff. ADC Driver	\$2.39
1	LT6402-12	6500	30 Typ		300	400	42		2.7	30	37	yes	4	5.5	ss	QFN-16	Low Distortion and Noise Diff. ADC Driver	\$2.39
1	LT6402-20	6500	30 Typ		300	1000	45		1.85	30	37	yes	4	5.5	ss	QFN-16	Low Distortion and Noise Diff. ADC Driver	\$2.39
1	LT6230	500	3	10000	215	70	95	260	1.1	30	3.75	yes	3	12.6	out	SOT23-6	Ultralow Noise/Low Power/High Speed	\$1.25
1	LTC6403-1	1500	1 Typ	25000	200	200	50	32	2.8	30	11.8	yes	2.7	5.25	out	3×3 QFN-16	Low Noise/Low Distortion Diff ADC Driver	\$1.79
1	LT6210	6000			200	700	46		6.5	75	8.3	no	3	13.2	out	SOT23-6	Adjustable Speed and Power CFA	\$1.20
1	LT6200	1000	24	40000	165	50	68	200	0.95	60	23	yes	2.5	12.6	yes	SO-8/SOT23-6	Low Noise/RRIO/High Speed	\$2.15
1	LT1809	2500	25	8000	160	300	66	80	16	45	17	yes	2.5	12.6	yes	SO-8/SOT23-6	Low Distortion/High Speed/Low Noise	\$1.75
1	LT6202	500	24	7000	100	25	65	200	1.9	30	3.5	no	2.5	12.6	yes	SO-8/SOT23-5	Low Noise/Low Power/RRIO	\$1.45
1	LT6205	4500	18	30000	100	600	78	133	9	25	5.6	no	3	12.6	out	SOT23-5	3V 100MHz Single Supply Video Amp	\$0.88
1	LT1800	350	5	250	80	25	85	85	8.5	20	2	no	2.3	12.6	yes	SO-8/SOT23-5	High Speed/Power/Precision/RRIO	\$1.30
1	LT1803	2000	35	750	80	100	75	60	21	20	3	no	2.3	12.6	yes	SO-8/SOT23-5	RRIO/High Speed	\$1.30
1	LT6552	20000	12.5 Typ	50000	75	600	58		55	35	13.5	yes	3	12.6	out	DFN-8/SO-8	Low Power Video Difference Amp	\$1.10
1	LT1994	2000	13.3 Typ	45000	70	65	65	100	3	45	18.5	yes	2.375	12.6	out	MS-8/DFN-8	Low Noise/Low Distortion/Diff. In/Out	\$1.65
1	LT6220	350	5	150	60	20	85	100	10	20	1	no	2.2	12.6	yes	SO-8/SOT23-5	Precision/Low Power/RRIO	\$1.20
1	LT6233	500	3	3000	60	17	90	180	1.9	40	1.25	yes	3	12.6	out	SOT23-6	Ultralow Noise/Low Power/High Speed	\$1.45
1	LT6600-20	15000	42 Typ	95000	20		66		15		46	no	2.7	11	ss	SO-8	Low Noise Diff Amp w/20MHz LP Filter	\$2.95
1	LTC6240	175	2.5	0.001	18	10	80	1600	7	15	2.4	no	2.8	6	out	SOT-23/SO-8	18MHz/Low Noise/RRIO/CMOS	\$0.77
1	LTC6240HV	250	2.5	0.001	18	10	80	2700	7	15	3.3	no	2.8	11	out	SOT-23/SO-8	18MHz/Low Noise/RRIO/CMOS	\$1.40
1	LT6600-15	15000	42 Typ	90000	15		66		19		46	no	2.7	11	ss	SO-8	Low Noise Diff Amp w/15MHz LP Filter	\$2.95
1	LTC6910-2	15000			13	16	55		9.1	9.5	3	no	2.7	11	yes	SOT23-8	3-Bit Gain Control/0 to 64 V/V	\$1.10
1	LTC6910-1	15000			11	16	55		8.6	9.5	3	no	2.7	11	yes	SOT23-8	3-Bit Gain Control/0 to 100 V/V	\$1.10
1	LTC6910-3	15000			11	16	55		10.6	9.5	3	no	2.7	11	yes	SOT23-8	3-Bit Gain Control/0 to 7 V/V	\$1.10
1	LT1797	1500	20	300	10	2.25	88	1000	20	25	1.5	no	2.1	12.6	yes	SOT23-5	RRIO/Low Noise/C-Load Stable	\$1.00
1	LT6600-10	13000	35 Typ	85000	10		61		14		39	no	2.7	11	ss	SO-8/DFN-12	Low Noise Diff Amp w/10MHz LP Filter	\$2.95
1	LT1677	60	1.5	20	7.2	2.5	109	19000	3.2	25	3.5	no	2.5	44	yes	DIP-8/SO-8	High Loop Gain/Low Noise/RRIO	\$2.15
1	LT6600-5	25000	28 Typ	70000	5		61 Typ		16		31	no	2.7	11	ss	SO-8	Low Noise Diff Amp w/5MHz LP Filter	\$2.95
1	LTC1992	2500	0.65 Typ	0.25	4	0.75	69	10	18	10	1	no	2.4	12	out	MS-8	Fully Differential In/Out	\$1.65

† Primary Sort Column
†† Secondary Sort Column



MS-8, MS-10 = MSOP; SSOPN = Narrow SSOP; SSOPW = Wide SSOP; SOW = Wide SO

Amps, Refs, Filters, Comps
 SINGLE SUPPLY
 Power Management
 Data Conversion
 Interface
 High Frequency
 Reference Material

SINGLE SUPPLY OP AMPS

Amps, Refs, Filters, Comps
SINGLE SUPPLY
Power Management
Data Conversion
Interface
High Frequency
Reference Material

† Amplifiers Per Package	Part Number	V _{OS} Max 25°C (μV)	TC of V _{OS} Max (μV/°C)	I _{BIAS} Max 25°C (nA)	†† GBW Typ 25°C (MHz)	Slew Rate Typ 25°C (V/μs)	CMRR Min 25°C (dB)	A _{VL} Typ 25°C (V/mV)	E _{NOISE} Typ 25°C (nV/√Hz)	I _{OUT} Min 25°C (mA)	I _{SUPPLY} Max 25°C (mA)	Shutdown	V _{SUPPLY} Min (V)	V _{SUPPLY} Max (V)	Rail-to-Rail I/O ⁽¹⁾	Package	Features	Price 1K Qty	
1	LTC1992-1	2500	0.65 Typ	0.25	4	0.75	55		45	10	1	no	2.7	12	out	MS-8	Fully Differential In/Out/A _V =1	\$3.95	
1	LTC1992-2	2500	0.65 Typ	0.25	4	0.75	55		45	10	1	no	2.7	12	out	MS-8	Fully Differential In/Out/A _V =2	\$3.95	
1	LTC1992-5	2500	0.65 Typ	0.25	4	0.75	55		45	10	1	no	2.7	12	out	MS-8	Fully Differential In/Out/A _V =5	\$3.95	
1	LTC1992-10	2500	0.65 Typ	0.25	4	0.75	55		45	10	1	no	2.7	12	out	MS-8	Fully Differential In/Out/A _V =10	\$3.95	
1	LTC2050	3	0.03	0.075	3	2	120	10000		2.4	1.2	yes	2.7	7	out	SO-8/SOT23-5/SOT23-6	Zero-Drift Op Amp 3V/5V Operation	\$1.15	
1	LTC2050HV	3	0.03	0.05	3	2	120	10000		2.4	1.5	yes	2.7	12	out	SO-8/SOT23-5/SOT23-6	Zero-Drift 3V/5V±5V Operation	\$1.45	
1	LTC1050	5	0.05	0.03	2.5	4	114	100000	90	6 Typ	1.5	no	4.75	18	out	DIP-8/DIP-14/SO-8	Zero Drift No External Capacitors	\$2.15	
1	LT1150	10	0.05	0.1	2.5	3	110	1000000		1.35	1.5	yes	4.75	32	ss	DIP-8/SO-8	Auto Zero Amplifier Works on 30V+	\$3.70	
1	LT1784	3500	15	500	2.5	2.1	84	1000	25	20	0.75	yes	2	18	yes	SOT23-5/SOT23-6	Low Power/RRIO/Shutdown	\$1.00	
1	LT6600-2.5	13000	26 Typ	35000	2.5		63		23		30	no	2.7	11	ss	SO-8/DFN-12	Low Noise Diff Amp w/2.5MHz LP Filter	\$2.95	
1	LTC1100	10	0.1	0.05	1.8	3	104		1.9		2.8	no	4	18	out	DIP-8/SOW-16	Zero Drift/Fixed Gain of 10 and 100	\$6.15	
1	LT1783	800	5	80	1.25	0.42	90	1500	20	20	0.3	yes	2.2	18	yes	SOT23-5/SOT23-6	Over-the-Top/Micropower/RRIO/C-Load	\$1.10	
1	LTC1052	5	0.05	0.03	1.2	4	120	100000	30	0.5	2	no	4.75	18	out	DIP-8/DIP-14/SOW-16	Low Noise Zero Drift	\$4.10	
1	LT1880	150	1.2	0.9	1.1	0.55	116	1600	13	1	1.9	no	2.4	40	out	SOT23-5	Picoamp Input Current/Precision	\$1.75	
1	LT1637	350	3	50	1	0.35	88	800	27	15	0.25	yes	1.8	44	yes	DFN-8/DIP-8/MS-8/SO-8	High Voltage/Over-the-Top/Low Power	\$1.45	
1	LTC1049	10	0.1	0.05	0.8	0.8	110	31622	80	0.5	0.3	no	4.75	18	out	DIP-8/SO-8	Zero Drift No External Capacitors	\$2.15	
1	LTC1152	10	0.1	0.1	0.7	0.5	115	3162	130	35 Typ	3	yes	3	14	yes	DIP-8/SO-8	Zero Drift C-Load Stable with Ext. RC	\$3.15	
1	LT1006	50	1.3	15	0.6	0.4	100	2500	22	6.5	0.52	no	4	44	ss	DIP-8/SO-8	Single Supply Precision Op Amp	\$1.55	
1	LT1996	50	1	5	0.56	0.12	80		18	8	0.11	no	2.7	36	yes	MS-10/DFN-10	Precision/A _V =9 to 117	\$1.39	
1	LT1991	50	1	5	0.56	0.12	80		46	8	0.11	no	2.4	40	yes	MS-10/DFN-10	Precision/Gain Select Range -13 to 14	\$1.39	
1	LTC2054	3	0.03	0.15	0.5	0.5	120	10000		1	0.175	no	2.7	7	out	SOT23-5	Micropower Zero-Drift/3V/5V Operation	\$1.00	
1	LTC2054HV	5	0.03	0.15	0.5	0.5	120	10000		1	0.21	no	2.7	12	out	SOT23-5	Micropower Zero-Drift ±5V Operation	\$1.25	
1	LT1218	90	3	70	0.3	0.1	92	1000	33	5	0.42	yes	2	36	yes	SO-8/DIP-8	Low V _{OS} Across Entire R-R Input Range	\$4.75	
1	LT1218L	90	3	70	0.3	0.1	92	1000	33	5	0.42	yes	2	16	yes	SO-8/DIP-8	Low V _{OS} Across Entire R-R Input Range	\$2.90	
1	LT1077	40	1.6	9	0.23	0.08	97	1000	27	5.5	0.06	no	2.2	44	ss	DIP-8/SO-8	High Precision Micropower Single Supply	\$1.60	
1	LTC2053	10	0.05	10	0.2	0.2	105		50	2.4	1.3	no	2.7	11	yes	DFN-8/MS-8	Zero-Drift IA/Programmable Gain	\$3.20	
1	LTC6915	10	0.05	10	0.2	0.2	105		50	2	1.6	yes	2.7	11	yes	DFN-12/SSOP-16	Serial or Par. PGA/A _V =0 to 4096 V/V	\$2.44	
1	LTC2053-SYNC	10	0.05	10	0.2	0.2	105		50	2.4	1.3	no	2.7	11	yes	MS-8	Zero-Drift IA/Freq. Set with Ext. Clock	\$3.40	
1	LTC6800	100	0.25	10	0.2	0.2	90		50	2.4	1.2	no	2.7	5.5	yes	DFN-8/MS-8	Zero-Drift RRIO IA	\$1.55	
1	LT1636	225	5	8	0.2	0.07	84	2000	52	12	0.055	yes	2.6	44	yes	DFN-8/DIP-8/MS-8/SO-8	Over-the-Top Micropower Op Amp	\$1.45	
1	LT1782	800	5	15	0.2	0.07	90	1500	50	20	0.055	yes	2.2	18	yes	SOT23-5/SOT23-6	Over-the-Top/Micropower/RRIO/C-Load	\$1.10	
1	LT1635	1300	7	4.5	0.175	0.045	94	450	50	20	0.2	no	1.1	14	out	DIP-8/SO-8	Op-Amp and Reference/LM10 Pinout	\$1.75	
1	LT1219	90	3	70	0.15	0.05	92	1000	33	5	0.42	yes	2	36	yes	SO-8/DIP-8	Low V _{OS} Across Entire R-R Input Range	\$4.75	
1	LT1219L	90	3	70	0.15	0.05	92	1000	33	5	0.42	yes	2	16	yes	SO-8/DIP-8	Low V _{OS} Across Entire R-R Input Range	\$2.90	
1	LTC1564	13000			0.15						17	no	2.7	10.5	yes	SSOPW-16	Digitally Prog. Filter and 4-bit PGA	\$8.95	
1	LT6100	300	3		0.14		100			8	0.13	no	2.7	36	ss	DFN-8/MS-8	Precision/Gain Selectable Current Sense	\$1.18	
1	LTC6101	450	0.22 Typ		0.14					1	0.45	no	4	60	ss	SOT-23-5/MS-8	High Voltage/High-Side Current Sense	\$1.04	
1	LTC6101HV	300	0.2 Typ		0.14					1 Typ	0.45	no	5	100	ss	SOT-23-5/MS-8	High Voltage/High-Side Current Sense	\$1.30	
1	LT1990	5200	22		0.1	0.55	70		1000	6	0.18	no	2.4	36	yes	SO-8	±250V Diff Amp and Integrated Resistors	\$1.35	
1	LT1789-1	100	0.7	40	0.06	0.026	100		48	2.2	0.095	no	2.2	36	out	SO-8	Micropower/Precision IA/Single Supply	\$3.20	
1	LT6000	750	5	5	0.05	0.015	82	65	75	4 Typ	0.016	no	1.8	18	yes	DFN-6	Low Power Precision RRIO	\$0.80	
1	LT1789-10	160	0.7	40	0.025	0.026	98		52	2.2	0.095	no	2.2	36	out	SO-8	Micropower/Precision IA/A _V >10	\$3.20	
1	LT1672	375	2	1	0.012	0.005	90	500	185	0.7	0.002	no	2.1	36	yes	DIP-8/MS-8/SO-8	Ultralow Power/Over-the-Top Inputs	\$1.65	
1	LTC1541	1000			0.012						0.01	no	2.5	12.6	ss	MS-8/SO-8/DFN-8	Micropower Amp/Comparator and Ref	\$1.50	
1	LTC1542	1000			0.012		8	0.5	1000		1.3	0.01	no	2.5	12.6	out	MS-8/SO-8/DFN-8	Micropower Amp/Comparator and Ref	\$1.20
1	LT1494	375	2	1	0.0027	0.001	100	500	185	0.7	0.0015	no	2.1	36	yes	DIP-8/MS-8/SO-8	Ultralow Power/Rail-to-Rail/Precision	\$1.65	
1	LT1787	75	2							0.05 Typ	0.12	no	2.5	36	ss	SO-8/MS-8	Precision/High Side Current Sense	\$2.05	
1	LT1787HV	75	2							0.05 Typ	0.12	no	2.5	60	ss	SO-8/MS-8	Precision/Current Sense/60V V _{IN}	\$2.90	
1	LT6003	500	5	0.09	0.002	0.0008	115	350	325	2	0.001	no	1.6	16	yes	DFN-4/SOT23-5	1.6V, 1μA Precision RRIO	\$0.72	
2	LT1807	550	5	4000	325	125	79	220	3.5	35	13	no	2.5	12.6	yes	MS-8/SO-8	High Speed/Precision/Low Noise	\$3.40	
2	LTC6420-20	2000	1.2 Typ		1800	4500	45		2.2	20	95	yes	2.85	3.5	out	3×4 QFN-20	Dual, Matched, Diff In/Out, A _V =10	\$5.17	
2	LTC6421-20	2000	1.4 Typ		1300	4500	45		2.2	10	50	yes	2.85	3.5	out	3×4 QFN-20	Dual, Matched, Diff In/Out, A _V =10	\$4.77	
2	LT6231	350	3	10000	215	70	95	260	1.1	30	3.75	no	3	12.6	out	DFN-8/SO-8	Ultralow Noise/Low Power/High Speed	\$1.95	
2	LT6211	6000			200	700	46		6.5	75	8.3	no	3	13.2	out	DFN-10/MS-10	Adjustable Speed and Power CFA	\$1.60	

† Primary Sort Column
 †† Secondary Sort Column

MS-8, MS-10 = MSOP; SSOPN = Narrow SSOP; SSOPW = Wide SSOP; SOW = Wide SO



SINGLE SUPPLY OP AMPS

† Amplifiers Per Package	Part Number	V _{OS} Max 25°C (μV)	TC of V _{OS} Max (μV/°C)	I _{BIAS} Max 25°C (nA)	†† GBW Typ 25°C (MHz)	Slew Rate Typ 25°C (V/μs)	CMRR Min 25°C (dB)	A _{VOL} Typ 25°C (V/mV)	E _{NOISE} Typ 25°C (nV/√Hz)	I _{OUT} Min 25°C (mA)	I _{SUPPLY} Max 25°C (mA)	Shutdown	V _{SUPPLY} Min (V)	V _{SUPPLY} Max (V)	Rail-to-Rail I/O ⁽¹⁾	Package	Features	Price 1K Qty
2	LT6201	1000	24	40000	165	50	68	200	0.95	60	23	no	2.5	12.6	yes	DFN-8/SO-8	Low Noise/RRIO/High Speed	\$3.65
2	LT1810	2500	25	8000	160	300	66	80	16	45	17	no	2.3	12.6	yes	MS-8/SO-8	Low Distortion/High Speed/Low Noise	\$2.65
2	LT6203	500	24	7000	100	25	65	200	1.9	30	3.5	no	2.5	12.6	yes	DFN-8/MS-8/SO-8	Low Noise/Low Power/RRIO	\$2.45
2	LT6206	4500	18	30000	100	600	78	133	9	25	5.6	no	3	12.6	out	MS-8	3V 100MHz Single Supply Video Amp	\$1.05
2	LT1801	350	5	250	80	25	85	85	8.5	20	2	no	2.3	12.6	yes	DFN-8/MS-8/SO-8	High Speed/Power/Precision/RRIO	\$1.95
2	LT1804	2000	35	750	80	100	75	60	21	20	3	no	2.3	12.6	yes	DFN-8/SO-8	RRIO/High Speed	\$1.95
2	LT6221	350	5	150	60	20	85	100	10	20	1	no	2.2	12.6	yes	DFN-8/SO-8	Precision/Low Power/RRIO	\$1.85
2	LT6234	350	3	3000	60	17	90	180	1.9	40	1.25	no	3	12.6	out	DFN-8/SO-8	UltraLow Noise/Low Power	\$2.45
2	LTC6244	100	2.5	0.075	50	35	74	2500	8	25	7.4	no	2.8	6	out	DFN-8/MSOP-8	Dual 50MHz/Low Noise/RRO/CMOS	\$1.65
2	LTC6244HV	100	2.5	0.075	50	35	74	2500	8	25	7.4	no	2.8	10.5	out	DFN-8/MSOP-8	Dual 50MHz/Low Noise/RRO/CMOS	\$2.35
2	LT1632	1350	15	2200	45	27	70	2000	12	20	5.2	no	2.6	36	yes	DIP-8/SO-8	Low Distortion/High Speed/RRIO	\$3.05
2	LT1630	525	5.5	1000	30	9.2	79	3500	6	20	4.4	no	2.6	36	yes	DIP-8/SO-8	Low Distortion/High Speed/RRIO	\$2.96
2	LTC6912-1	22000	1.75 Typ		30	16			15.1	35 Typ	2.75	yes	2.7	10.5	yes	DFN-12/SSOP-16	Dual PGA/Serial SPI/A _V =0 to 100V/V	\$2.15
2	LTC6912-2	22000	1.75 Typ		30	16			15.1	35 Typ	2.75	yes	2.7	10.5	yes	DFN-12/SSOP-16	Dual PGA/Serial SPI/A _V =1 to 64V/V	\$2.15
2	LT1213	150	1.5	160	28	8.5	90	850	10	30	3.8	no	2.5	36	ss	DIP-8/SO-8	Precision/Fast/CM to V	\$2.85
2	LT1215	300	2.5	500	23	30	90	150	12	30	6.6	no	2.5	36	ss	DIP-8/SO-8	Precision/Fast/CM to V	\$2.85
2	LT1678	100	3	20	20	6	98	3000	3.9	15	3.4	no	3	36	yes	SO-8	Very Low 1/f Corner Frequency	\$2.50
2	LTC6241	125	2.5	0.075	18	10	80	1600	7	15	2.2	no	2.8	6	out	DFN-8/SO-8	1pA Input Bias Current CMOS Amp	\$1.25
2	LTC6241HV	125	2.5	0.075	18	10	80	1600	7	15	2.2	no	2.8	11	out	DFN-8/SO-8	1pA Input Bias Current CMOS Amp	\$2.20
2	LTC6087	750	5	0.001 Typ	14	7.2	70	6000	12	28	1.3	yes	2.7	5.5	yes	MS-8/DFN-10	Picoamp Input Current/RRIO	\$0.91
2	LT1211	150	1.5	100	13	7	90	560	12	20	1.8	no	2.5	36	ss	DIP-8/SO-8	Precision/Single Supply/Wide V _{SUPPLY}	\$2.85
2	LTC6911-1	22000	2.1 Typ		11	16	55		9.9	35 Typ	3.15	no	2.7	10.5	yes	MS-10	Dual/3-Bit Gain Control/0 to 100 V/V	\$2.00
2	LTC6911-2	22000	2.1 Typ		11	16			10.9		3.15	no	2.7	10.5	yes	MS-10	Dual/3-Bit Gain Control/0 to 64 V/V	\$2.00
2	LT1498	475	2.5	650	10.5	4.5	93	3800	12	12.5	2.2	no	2.2	36	yes	DIP-8/SO-8	Stable with Large C-Load	\$2.96
2	LT1492	180	3	100	4.5	1.8	86	350	16.5	20	0.55	no	2.1	36	ss	SO-8/DIP-8	Single Supply/Low Power/Precision	\$3.45
2	LTC6081	70	0.8	0.001	3.6	1	100	1000	13	24	0.425	yes	2.7	5.5	yes	DFN-10/MS-8	Precision/RRIO/Picoamp Input Current	\$1.74
2	LTC2051	3	0.03	0.075	3	2	120	10000		10 Typ	1.2	yes	2.7	7	out	DFN-8/MS-8/MS-10/SO-8	Zero-Drift 3V/5V Operation	\$2.00
2	LTC2051HV	3	0.03	0.15	3	2	125	10000		10 Typ	1.5	yes	2.7	12	out	DFN-8/MS-8/MS-10/SO-8	Zero-Drift 3V/5V±5V Operation	\$2.50
2	LTC1051	5	0.05	0.065	2.5	4	106	100000	70	0.5	2	no	4.75	16.5	out	DIP-8/SOW-16	Zero Drift No External Capacitors	\$4.05
2	LTC1151	5	0.05	0.1	2	2.5	106	10000		1.35	1.5	no	4.75	36	ss	DIP-8/SOW-16	Auto Zero Amplifier Works on 30V+	\$5.80
2	LT6014	60	0.8	0.4	1.6	0.2	107	2000	9.5	8	0.165	no	2.7	40	out	DFN-8/SO-8	Micropower/Precision/RRO/A _V >5	\$1.65
2	LT6084	600	5	0.001 Typ	1.5	0.5	70	6000	27		0.11	yes	2.1	5.5	yes	DFN-10/MS-8	Precision/1.5MHz/RRIO/Low Bias Current	C.F.
2	LT1638	600	6	50	1.2	0.38	88	1500	20	15	0.23	no	2.2	44	yes	DFN-8/DIP-8/MS-8/SO-8	High Voltage/Over-the-Top/Low Power	\$1.95
2	LT1413	150	2	15	0.95	0.3	100	1400	23	2	0.45	no	3	22	ss	DIP-8/SO-8	Single Supply/Optimized for 5V	\$2.00
2	LT1013	150	2	20	0.8	0.4	100	8000	22	6.5	0.5	no	4	44	ss	SO-8/DIP-8	Single Supply Precision Op Amps	\$1.90
2	LTC6078	25	0.7	0.001	0.75	0.05	95	3162	18	5	0.072	yes	2.7	6	yes	MS-8/DFN-10	Micropower/Precision/RRIO	\$1.49
2	LTC2055	3	0.03	0.15	0.5	0.5	120	10000		1	0.15	no	2.7	7	out	DFN-8/MS-8	Micropower Zero-Drift/3V/5V Operation	\$1.60
2	LTC2055HV	5	0.03	0.15	0.5	0.5	120	10000		1	0.18	no	2.7	12	out	DFN-8/MS-8	Micropower Zero-Drift ±5V Operation	\$2.00
2	LT1366	475	6	35	0.4	0.13	95	2000	29	30	0.52	no	2	36	yes	DIP-8/SO-8	C-Load Stable up to 1000pF	\$3.50
2	LT6011	60	0.8	0.3	0.33	0.09	107	2000	14	1	0.15	no	2.4	40	out	DFN-8/SO-8/MS-8	Micropower/Precision/RRO	\$1.65
2	LTC1047	10	0.05	0.03	0.2	0.2	110	31622		0.5	0.275	no	4.75	16	out	DIP-8/SOW-16	Zero Drift No External Capacitors	\$4.85
2	LT2078	70	1.8	8	0.2	0.07	95	1000	28	5.5	0.05	no	2.3	44	ss	SO-8	Micropower/Single Supply/Std Pinout	\$3.50
2	LT1078	70	1.8	8	0.2	0.07	97	1000	28	5.5	0.05	no	2.2	44	ss	DIP-8/SO-8	Precision/Micropower/Single Supply	\$2.70
2	LT1490A	500	4	8	0.18	0.06	84	1500	50	15	0.055	no	2	44	yes	DFN-8/DIP-8/MS-8/SO-8	RRIO/Over-the-Top	\$1.75
2	LT1368	475	6	35	0.16	0.065	95	2000	29	30	0.52	no	2	36	yes	DIP-8/SO-8	Stable with 100nF C-Load	\$3.45
2	LT1466L	390	7	14	0.12	0.04	88	1500	45	10	0.075	no	2	16	yes	DIP-8/SO-8	Precision Rail-to-Rail Micropower	\$4.15
2	LT1178	70	3	5	0.085	0.04	97	2500	49	5.5	0.017	no	2	44	ss	DIP-8/SO-8/SOW-16	Precision/Micropower/Single Supply	\$2.95
2	LT2178	70	1.8	5	0.06	0.025	93	700	49	5.5	0.018	no	2.2	44	ss	SO-8	Micropower Single Supply	\$3.50
2	LT6001	600	5	5	0.05	0.015	82	65	75	2	0.016	yes	1.8	18	yes	MS-8/DFN-10	Dual 1.8V/13μA Precision RRIO	\$1.25
2	LT1673	375	2	1	0.012	0.005	90	500	185	0.7	0.002	no	2.1	36	yes	DIP-8/SO-8	UltraLow Power/Over-the-Top Inputs	\$2.45
2	LT6004	500	5	0.09	0.002	0.0008	115	350	325	2	0.001	no	1.6	16	yes	DFN-8/MS-8	1.6V, 1μA Precision RRIO	\$1.10
2	LT1495	375	2	1	0.0027	0.001	100	500	185	0.7	0.0015	no	2.1	36	yes	DIP-8/SO-8	UltraLow Power/Rail-to-Rail/Precision	\$2.45
3	LT6558	45000			550	2200				60	24	no	3	7.5	ss	SSOP-16/ DFN-16	Triple Video Amplifier with Input Bias Control	\$2.50
3	LT6550	35000		65000	110	340			12	45	11.5	no	3	12.6	out	MS-10	3V RGB Driver with A _V =2	\$1.75

† Primary Sort Column
 †† Secondary Sort Column



MS-8, MS-10 = MSOP; SSOPN = Narrow SSOP; SSOPW = Wide SSOP; SOW = Wide SO

Amps, Refs, Filters, Comps
 SINGLE SUPPLY
 Power Management
 Data Conversion
 Interface
 High Frequency
 Reference Material

SINGLE SUPPLY OP AMPS

Amps, Refs,
Filters, Comps
SINGLE SUPPLY

Power
Management

Data
Conversion

Interface

High
Frequency

Reference
Material

† Amplifiers Per Package	Part Number	V _{OS} Max 25°C (μV)	TC of V _{OS} Max (μV/°C)	I _{BIAS} Max 25°C (nA)	†† GBW Typ 25°C (MHz)	Slew Rate Typ 25°C (V/μs)	CMRR Min 25°C (dB)	A _{VL} Typ 25°C (V/mV)	E _{NOISE} Typ 25°C (nV/√Hz)	I _{OUT} Min 25°C (mA)	I _{SUPPLY} Max 25°C (mA)	Shutdown	V _{SUPPLY} Min (V)	V _{SUPPLY} Max (V)	Rail-to-Rail I/O ⁽¹⁾	Package	Features	Price 1K Qty
4	LT6232	350	3	10000	215	70	95	260	1.1	30	3.75	no	3	12.6	out	SSOP-16	Ultralow Noise/Low Power/High Speed	\$3.30
4	LT6551	35000		65000	110	340			12	45	11.5	no	3	12.6	out	MS-10	3V RGB + Sync Driver with A _V =2	\$1.95
4	LT6204	500	24	7000	100	25	65	200	1.9	30	3.5	no	2.5	12.6	yes	SO-14/SSOP-16	Low Noise/Low Power/RRIO	\$4.50
4	LT6207	4500	18	30000	100	600	78	133	9	25	5.6	no	3	12.6	out	SSOP-16	3V 100MHz Single Supply Video Amp	\$1.55
4	LT1805	2000	35	750	85	100	75	60	21	20	3	no	2.3	12.6	yes	SO-14	RRIO/High Speed	\$3.50
4	LT1802	350	5	250	80	25	85	85	8.5	20	2	no	2.3	12.6	yes	SO-14	High Speed/Power/Precision/RRIO	\$3.50
4	LT6235	350	3	3000	60	17	90	180	1.9	40	1.25	no	3	12.6	out	SSOP-16	Ultralow Noise/Low Power	\$4.15
4	LT6222	350	5	150	60	20	85	100	10	20	1	no	2.2	12.6	yes	SSOP-16	Precision/Low Power/RRIO	\$2.95
4	LT1633	1350	15	2200	45	27	70	2000	12	20	5.2	no	2.6	36	yes	SO-14	Low Distortion/High Speed/RRIO	\$5.70
4	LT1631	525	5.5	1000	30	9.2	79	3500	6	20	4.4	no	2.6	36	yes	SO-14	Low Distortion/High Speed/RRIO	\$5.60
4	LT1214	275	3	200	28	8.5	86	250	10	30	3.8	no	2.5	36	ss	DIP-14/SO-16	Precision/Fast CM to V ⁻	\$5.10
4	LT1216	450	5	600	23	30	90	600	12	30	6.6	no	2.5	36	ss	DIP-14/SO-16	Precision/Fast/CM to V ⁻	\$5.10
4	LT1679	100	3	20	20	6	98	3000	3.9	15	3.4	no	3	36	yes	SO-14	Very Low 1/f Corner Frequency	\$3.85
4	LTC6242	125	2.5	0.075	18	10	80	1600	7	15	2.2	no	2.8	6	out	DFN-16/SSOP-16	1pA Input Bias Current CMOS Amp	\$2.25
4	LTC6242HV	125	2.5	0.075	18	10	80	1600	7	15	2.2	no	2.8	11	out	DFN-16/SSOP-16	1pA Input Bias Current CMOS Amp	\$3.30
4	LTC6088	750	5	0.001 Typ	14	7.2	70	6000	12	28	1.3	yes	2.7	5.5	yes	SSOP-16/DFN-16	Picoamp Input Current/RRIO	\$1.40
4	LT1212	275	3	125	13	7	86	560	12	20	1.8	no	2.5	36	ss	DIP-14/SO-16	Precision/Single Supply/Wide V _{SUPPLY}	\$5.10
4	LT1499	475	2.5	650	10.5	4.5	93	3800	12	12.5	2.2	no	2.2	36	yes	SO-14	Stable with Large C-Load	\$5.60
4	LT1493	130	3	100	4.5	1.8	86	350	16.5	20	0.55	no	2.1	36	ss	SO-16	Single Supply/Low Power/Precision	\$6.40
4	LTC6082	70	0.8	0.001	3.6	1	100	1000	13	24	0.425	yes	2.7	5.5	yes	DFN-16/SSOP-16	Precision/RRIO/Picoamp Input Current	\$2.97
4	LTC2052	3	0.03	0.075	3	2	120	10000		10 Typ	1.2	no	2.7	7	out	SO-14/SSOP-16	Zero-Drift Op Amp 3V/5V Operation	\$3.65
4	LTC2052HV	3	0.03	0.15	3	2	125	10000		10 Typ	1.5	no	2.7	12	out	SO-14/SSOP-16	Zero-Drift 3V/5V/±5V Operation	\$4.55
4	LTC1053	5	0.05	0.065	2.5	4	106	100000	70	0.5	2	no	4.75	16.5	out	DIP-14/SOW-18	Zero Drift No External Capacitors	\$7.50
4	LT1885	80	0.8	0.9	2	0.9	108	1600	9.5	15	0.9	no	2.4	40	out	SO-14	Picoamp Input Current/Precision	\$4.85
4	LTC6085	600	5	0.001 Typ	1.5	0.5	70	6000	27		0.11	no	2.1	5.5	yes	DFN-16/SSOP-16	Precision/1.5MHz/RRIO/Low Bias Current	C.F.
4	LT1639	600	6	50	1.075	0.38	88	1500	20	15	0.23	no	2.2	44	yes	DIP-14/SO-14	High Voltage/Over-the-Top/Low Power	\$3.30
4	LT1882	80	0.8	0.5	1	0.35	106	1600	14	5	0.9	no	2.4	40	out	SO-14	Picoamp Input Current/Precision	\$4.85
4	LT1014	150	2	20	0.8	0.4	100	8000	22	6.5	0.5	no	4	44	ss	DIP-14/SOW-16	Single Supply Precision Op Amp	\$3.45
4	LTC6079	25	1.4	0.001	0.75	0.05	95	3162	18	5	0.072	no	2.7	6	yes	DFN-16/SSOP-16	Micropower/Precision/RRIO	\$2.53
4	LT1367	800	6	35	0.4	0.13	93	2000	29	30	0.52	no	2	36	yes	SO-14	C-Load Stable up to 1000pF	\$6.10
4	LT6012	60	0.8	0.3	0.33	0.09	107	2000	14	1	0.15	no	2.4	40	out	SO-14/SSOPN-16	Micropower/Precision/RRO	\$2.95
4	LT1079	100	1.8	8	0.2	0.07	97	1000	28	5.5	0.05	no	2.2	44	ss	DIP-14/SOW-16	Precision/Micropower/Single Supply	\$3.40
4	LT2079	110	3	8	0.2	0.07	95	1000	28	5.5	0.05	no	2.3	44	ss	SO-14	Micropower Single Supply	\$5.95
4	LT1491A	1000	4	8	0.18	0.06	84	1500	50	15	0.055	no	2	44	yes	DIP-14/SO-14/DFN-16	RRIO/Over-the-Top	\$3.00
4	LT1369	800	6	35	0.16	0.065	93	2000	29	30	0.52	no	2	36	yes	SO-14	Stable with 100nF C-Load	\$6.10
4	LT1467L	390	7	14	0.12	0.04	88	1500	45	10	0.075	no	2	16	yes	SO-16	Precision Micropower Rail-to-Rail	\$7.20
4	LT1179	100	0.3	5	0.085	0.04	97	2500	49	5.5	0.017	no	2	44	ss	DIP-14/SOW-16	Precision/Micropower/Single Supply	\$3.70
4	LT2179	100	3	5	0.06	0.025	93	700	49	1.6	0.018	no	2.2	44	ss	SO-14	Micropower Single Supply	\$6.30
4	LT6002	750	5	5	0.05	0.015	82	65	75	2	0.016	no	1.8	18	yes	SSOP-16/DFN-16	Quad 1.8V/13μA Precision RRIO	\$2.00
4	LT1674	375	2	1	0.012	0.005	90	500	185	0.7	0.002	no	2.1	36	yes	DIP-14/SO-14	Ultralow Power/Over-the-Top Inputs	\$3.25
4	LT1496	375	2	1	0.0027	0.001	100	500	185	0.7	0.0015	no	2.1	36	yes	DIP-14/SO-14	Ultralow Power/Precision/RRIO	\$3.25
4	LT6005	650	5	0.09	0.002	0.0008		350	325	2	0.001	no	1.6	16	yes	SSOP-16/DFN-16	1.6V, 1μA Precision RRIO	\$1.75

† Primary Sort Column
†† Secondary Sort Column

Note:
1. ss = Input common mode range includes negative supply rail
2. C.F. = Contact Factory

† Amplifiers Per Package	Part Number	††		LF ENOISE Typ 25°C ($\mu\text{V}/\mu\text{p}$)	INOISE Typ 25°C ($\text{pA}/\sqrt{\text{Hz}}$)	V _{OS} Max 25°C (μV)	TC of V _{OS} Max ($\mu\text{V}/^\circ\text{C}$)	I _{BIAS} Max 25°C (nA)	†††		Slew Rate Typ 25°C (V/ μs)	I _{OUT} Min 25°C (mA)	I _{SUPPLY} Max 25°C (mA)	V _{SUPPLY} Min (V)	V _{SUPPLY} Max (V)	Rail-to-Rail I/O ⁽¹⁾	Package	C-Load Stable (pF)	Features	Price 1K Qty
		ENoise Typ 25°C (nV/ $\sqrt{\text{Hz}}$)	GBW Typ 25°C (MHz)																	
1	LT1028	0.85	0.035	1	40	0.8	90	75	15	18.3	9.5	8	44				DIP-8/SO-8/SOW-16	300	Lowest Noise Low Drift	\$4.75
1	LT1128	0.85	0.035	1	40	0.8	90	20	6	18.3	9.5	8	44				DIP-8/SO-8	500	Lowest Noise High Speed	\$4.75
1	LT1115	0.9	0.8	1.2	200	8.5 Typ	380	70	15	18.3	11.5	8	44				DIP-8/SOW-16	4000	Low Noise /Ultralow Distortion	\$2.90
1	LT6200-10	0.95	0.6	2.2	1000	24	40000	1600	450	60	23	2.5	12.6	yes			SO-8/SOT23-6	1000	Low Noise/RRIO/High Speed/ $A_V > 10$	\$1.50
1	LT6200-5	0.95	0.6	2.2	1000	24	40000	800	250	60	23	2.5	12.6	yes			SO-8/SOT23-6	1000	Low Noise/RRIO/High Speed/ $A_V > 5$	\$1.50
1	LT6200	0.95	0.6	2.2	1000	24	40000	165	50	60	23	2.5	12.6	yes			SO-8/SOT23-6	1000	Low Noise/RRIO/High Speed	\$2.15
1	LT6230-10	1.1	0.18	1	500	3	10000	1450	320	30	3.75	3	12.6	out			SOT23-6	2000	Ultralow Noise/Low Power/ $A_V > 10$	\$1.50
1	LT6230	1.1	0.18	1	500	3	10000	215	70	30	3.75	3	12.6	out			SOT23-6	1000	Ultralow Noise/Low Power/High Speed	\$1.25
1	LTC6400-26	1.5			2000	1 Typ		1900	6670	20	102	2.85	3.5				3x3 QFN-16		26dB Fixed Gain/Differential ADC Driver/140MHz IF	\$3.20
1	LTC6401-26	1.5			2500	1 Typ		1610	3300	10	60	2.85	3.5				3x3 QFN-16		26dB Fixed Gain/Differential ADC Driver/140MHz IF	\$2.95
1	LTC6404-1	1.5		3	2000	1 Typ	-23000	500	450	40	35.5	2.7	5.25	out			3x3 QFN-16		500MHz/Low Noise, Differential I/O Amp/Driver	\$3.44
1	LTC6404-4	1.5		3	2000	1 Typ	-23000	1700	1200	40	39	2.7	5.25	out			3x3 QFN-16		1.7GHz Low Noise/Distortion, RRO	\$3.44
1	LTC6404-2	1.5		3	2000	1 Typ	-23000	900	700	40	39	2.7	5.25	out			3x3 QFN-16		0.9GHz Low Noise/Distortion, RRO	\$3.44
1	LTC6406	1.6		2.5	5000	18 Typ	6000 Typ	3000	630	38	22	2.7	3.5	ss			3x3 QFN-16		3GHz, Low Noise, Rail-to-Rail Input Differential Amplifier/Driver	\$3.44
1	LT1993-10	1.7			6500	100 Typ		700	1100	40	112	4	5.5				3x3 QFN-16	5	Low Distortion ADC Driver/ $A_V = 10$	\$2.95
1	LT6402-20	1.85			6500	30 Typ		300	1000	30	37	4	5.5	ss			3x3 QFN-16	5	Low Distortion and Noise Diff. ADC Driver	\$2.39
1	LT6233-10	1.9	0.22	0.43	500	3	3000	375	115	40	1.25	3	12.6	out			SOT23-6	1000	Low Noise/Low Power/ $A_V > 10$	\$1.90
1	LT6202	1.9	0.8	0.75	500	24	7000	100	25	30	3.5	2.5	12.6	yes			SO-8/SOT23-5	1000	Low Noise/Low Power/RRIO	\$1.45
1	LT6233	1.9	0.22	0.43	500	3	3000	60	17	40	1.25	3	12.6	out			SOT23-6	1000	Ultralow Noise/Low Power/High Speed	\$1.45
1	LTC1100	1.9	1.9		10	0.1	0.05	1.8	3		2.8	4	18	out			DIP-8/SOW-16	10	Zero Drift/Fixed Gain of 10 and 100	\$6.15
1	LTC6401-20	2.1			2000	1.4 Typ		1250	4500	10	62	2.85	3.5				3x3 QFN-16		1.3GHz Differential ADC Driver	\$2.95
1	LTC6400-20	2.1			2000	1.2 Typ		1840	4500	20	105	2.85	3.5				3x3 QFN-16		20dB Fixed Gain/1.8GHz Low Noise, Low Distortion Differential ADC Driver	\$3.20
1	LT1993-4	2.15			6500	100 Typ		900	1100	40	112	4	5.5				3x3 QFN-16	5	Low Distortion ADC Driver/ $A_V = 4$	\$2.95
1	LTC6401-14	2.5			3000	1.2 Typ		1950	3600	10	60	2.85	3.5				3x3 QFN-16		2GHz Differential ADC Driver	\$2.95
1	LT1037	2.5	0.06	0.4	25	0.6	35	60	15	18.3	4.3	8	44				DIP-8/SO-8	100	Extremely Low Noise	\$1.90
1	LT1007	2.5	0.06	0.04	25	0.6	35	8	2.5	18.3	4	4	44				DIP-8/SO-8	100	Extremely Low Noise	\$1.90
1	LT1226	2.6		1.5	1000	7 Typ	8000	1000	400	24	9	5	36				SO-8/DIP-8	1000	Low Noise/High Speed/High Gain	\$2.85
1	LT6402-12	2.7			6500	30 Typ		300	400	30	37	4	5.5	ss			3x3 QFN-16	5	Low Distortion Diff. Amp ($A_V = 12\text{dB}$)	\$2.39
1	LT1251	2.7		1.5	5000	13.5 Typ	30000	40	300	30	17	5	36				DIP-14/SO-14	100	Video Fader Control	\$5.85
1	LT1256	2.7		1.5	5000	13.5 Typ		40	300	30	17	5	36				DIP-14/SO-14	100	Video Fader Control	\$5.85
1	LTC6403-1	2.8		1.8	1500	1 Typ	25000	200	200	30	11.8	2.7	5.25	out			3x3 QFN-16		Low Noise/Low Distortion Diff ADC Driver	\$1.79
1	LTC6410-6	3			2000	-0.3 Typ		1400	1500	42	130	2.8	5.25	ss			3x3 QFN-16		Low Noise/Differential IF Amp/Configurable Input Impedance	\$2.89
1	LT1222	3		2	300	8 Typ	300	500	200	24	10.5	5	36				SO-8/DIP-8	1000	Fast Setting Time/High Speed/Gain > 10	\$3.40
1	LT1252	3		1.5	15000			250	250	30	18	4	28				DIP-8/SO-8	100	High Voltage Video Amp	\$1.70
1	LT1994	3		2.5	2000	13.3 Typ	45000	70	65	45	18.5	2.375	12.6	out			MS-8/ 3x3 DFN-8	25	Low Noise/Low Distortion/Diff. In/Out	\$1.65
1	LT1210	3		2	15000	35 Typ		66	900	1100	50	8	36				DDPAK-7/SO-16/TO-220	10000	1A Output Current	\$6.40
1	LTC6401-8	3.2			1000	1.4 Typ		1700	4800	10	45	2.85	3.5	ss			3x3 QFN-16		8dB Fixed Gain/Differential ADC Driver/140MHz IF	\$2.95
1	LT1227	3.2		1.7	10000	10 Typ		140	1100	30	15	4	36				DIP-8/SO-8	2000	High Voltage CFA	\$2.40
1	LT1677	3.2	0.09	0.3	60	1.5	20	7.2	2.5	25	3.5	2.5	44	yes			DIP-8/SO-8	1000	High Loop Gain/Low Noise/RRIO	\$2.15
1	LT1993-2	3.5			6500			800	1100	40	112	4	5.5				3x3 QFN-16	5	Low Distortion ADC Driver/ $A_V = 2$	\$2.95
1	LT1806	3.5	0.8	1.5	550	5	4000	325	125	35	13	2.5	12.6	yes			SO-8/SOT23-6	1000	High Speed/Precision/Low Noise	\$2.10
1	LT1206	3.6		2	10000	20 Typ		66	900	250	30	10	36				DDPAK-7/DIP-8/SO-8/TO-220	10000	High I _{OUT} /Adj. Supply Current/C-Load	\$3.40
1	LT6402-6	3.8			6500	30 Typ		300	400	30	37	4	5.5	ss			3x3 QFN-16	5	Low Distortion Diff. Amp ($A_V = 6\text{dB}$)	\$2.39
1	LT1722	3.8		1.2	400	7	300	200	70	35	4.5	4.6	12.6				SO-8/SOT23-5	100	Low Noise at Video Speed/Precision	\$0.88
1	LT1792	4.2	2.4	0.01	600	10	0.8	5.6	3.4	12	5.2	10	40				DIP-8/SO-8	10000	FET Input/Low Distortion/Precision	\$2.25

† Primary Sort Column
 †† Secondary Sort Column
 ††† Tertiary Sort Column



MS-8, MS-10 = MSOP; SSOPN = Narrow SSOP; SSOPW = Wide SSOP; SOW = Wide SO

Amps, Refs, Filters, Comps
 Power Management
 Data Conversion
 Interface
 High Frequency
 Reference Material

LOW NOISE OP AMPS ($e_n \leq 20\text{nV}/\sqrt{\text{Hz}}$)

Amps, Refs, Filters, Comps

Power Management

Data Conversion

Interface

High Frequency

Reference Material

†	Amplifiers Per Package	Part Number	††					†††							C-Load Stable (pF)	Features	Price 1K Qty		
			E_{NOISE} Typ 25°C (nV/√Hz)	$I_{F\ NOISE}$ Typ 25°C (μA/√Hz)	I_{NOISE} Typ 25°C (pA/√Hz)	V_{OS} Max 25°C (μV)	TC of V_{OS} Max (μV/°C)	I_{BIAS} Max 25°C (nA)	GBW Typ 25°C (MHz)	Slew Rate Typ 25°C (V/μs)	I_{OUT} Min 25°C (mA)	I_{SUPPLY} Max 25°C (mA)	V_{SUPPLY} Min (V)	V_{SUPPLY} Max (V)				Rail-to-Rail I/O ⁽¹⁾	Package
1	1	LT1395	4.5		6	10000	15	400	800	80	6.5	3	12.6		SO-8/SOT23-5/SOT23-6	1000	CFA/100MHz 0.1dB Bandwidth	\$1.30	
1	1	LT1468	5	0.3	0.6	75	2	40	90	22	15	5	6	36	DIP-8/SO-8	300	16-Bit Accuracy/760ns to 0.01% Settling	\$2.95	
1	1	LT1818	6		1.2	1500	15	8000	400	2500	40	10	3.5	12.6	SO-8/SOT23-5	20	High Slew Rate VFB	\$0.95	
1	1	LT1815	6		1.3	1500	15	8000	220	1500	50	7.8	4	12.6	SO-8/SOT23-5/SOT23-6	10	High SR VFB with Prog. Supply Current	\$0.88	
1	1	LT1221	6		2	1000	8 Typ	300	150	250	24	10.5	5	36	SO-8/DIP-8	1000	Low Noise/High Speed/High Gain	\$3.30	
1	1	LT1793	6	2.4	0.0008	800	13	0.01	4.2	3.4	12	5.2	10	40	DIP-8/SO-8	10000	FET Input/Precision/Low Distortion	\$2.25	
1	1	LT6210	6.5		4.5	6000			200	700	75	8.3	3	13.2	out	SOT23-6	10000	Adjustable Speed and Power CFA	\$1.20
1	1	LT1217	6.5		0.7	3000			10	500	50	2	10	36		DIP-8/SO-8	5000	Low Power CFA	\$3.20
1	1	LT1204	7		1.5	14000	19 Typ		95	1000	35	24	9	36		DIP-16/SOW-16	4000	4:1 MUX w/CFA Bootstrapped Resistors	\$4.80
1	1	LTC6240	7	0.55	0.00056	175	2.5	0.001	18	10	15	2.4	2.8	6	out	SOT-23/SO-8	200	18MHz/Low Noise/RRO/CMOS	\$0.77
1	1	LTC6240HV	7	0.55	0.00056	250	2.5	0.001	18	10	15	3.3	2.8	11	out	SOT-23/SO-8	200	18MHz/Low Noise/RRO/CMOS	\$1.40
1	1	LT1225	7.5		1.5	1000	7 Typ	8000	150	400	24	9	5	36		SO-8/DIP-8	1000	Full Power Bandwidth 13MHz at ±5V	\$2.85
1	1	LT1167	7.5	0.28	0.124	40	0.3	0.35	1	1.2	20	1.3	4.6	40		DIP-8/SO-8	1000	Precision/Low Bias Current IA	\$3.20
1	1	LT1920	7.5	2	0.124	125	1	2	0.8	1.2	20	1.3	4.6	40		DIP-8/SO-8	1000	Resistor Programmable IA	\$3.05
1	1	LT1812	8		1	1500	15	4000	100	750	40	3.6	2.5	12.6		SO-8/SOT23-5/SOT23-6	100	High Speed/Power/Low Noise	\$0.88
1	1	LT1357	8		0.8	600	8	500	25	600	24	2.5	5	36		SO-8/DIP-8	All	High Speed/Precision/C-Load	\$2.45
1	1	LT1800	8.5	1.4	1	350	5	250	80	25	20	2	2.3	12.6	yes	SO-8/SOT23-5	1000	High Speed/Power/Precision/RRIO	\$1.30
1	1	LTC6910-1	8.6	3.4		15000			11	16	9.5	3	2.7	11	yes	SOT23-8	50	3-Bit Gain Control/0 to 100 V/V	\$1.10
1	1	LT1192	9		4	2500	2 Typ	2500	350	450	50	38	4	18		DIP-8/SO-8	50	+/-5V Supply Color Video	\$1.70
1	1	LT6205	9	2	4	4500	18	30000	100	600	25	5.6	3	12.6	out	SOT23-5	1000	3V 100MHz Single Supply Video Amp	\$0.88
1	1	LT1363	9		1	1500	13	2000	70	1000	50	7.5	3	36		SO-8/DIP-8	All	High Speed/Precision/C-Load	\$2.40
1	1	LT1360	9		0.9	1000	12	1000	50	800	26	4.8	3	36		SO-8/DIP-8	All	High Speed/Precision/C-Load	\$2.20
1	1	LTC6910-2	9.1	3.6		15000			13	16	9.5	3	2.7	11	yes	SOT23-8	50	3-Bit Gain Control/0 to 64 V/V	\$1.10
1	1	LT6013	9.5	0.2	0.15	35	0.8	0.25	1.6	0.2	8	0.165	2.7	40	out	DFN-8/SO-8	500	Micropower/Precision/RRO/ $A_V > 5$	\$1.10
1	1	LT1001	9.6	0.3	0.1	25	0.6	2	0.8	0.25	12	2.5	6	44		DIP-8/SO-8	20000	General Purpose/High Precision	\$1.65
1	1	LT6220	10	0.5	0.8	350	5	150	60	20	20	1	2.2	12.6	yes	SO-8/SOT23-5	7000	Precision/Low Power/RRIO	\$1.20
1	1	LT1354	10		0.6	800	8	300	12	400	30	1.25	5	36		SO-8/DIP-8	All	High Speed/Precision/C-Load	\$2.30
1	1	LT1168	10	0.28	0.074	40	0.3	0.25	0.4	0.5	20	0.53	4.6	40		DIP-8/SO-8	1000	Precision IA/Low Bias Current/Low Power	\$3.70
1	1	LTC6910-3	10.6	4.7		15000			11	16	9.5	3	2.7	11	yes	SOT23-8	50	3-Bit Gain Control/0 to 7 V/V	\$1.10
1	1	LT1880	13	0.5	0.07	150	1.2	0.9	1.1	0.55	1	1.9	2.4	40	out	SOT23-5	1000	Picoamp Input Current/Precision	\$1.75
1	1	LT1995	14			5000	26	600 Typ	24	1000	70	8.5	2.5	36		MS-10/DFN-10	200	Fast Diff. Amp/Integrated Resistors	\$1.89
1	1	LT1122	14	3	0.002	600	18	0.075	14	80	19.1	10	20	40		DIP-8/SO-8	500	Setting Guaranteed to 0.01%/FET Input	\$2.45
1	1	LT6600-10	14			13000	35 Typ	85000	10			39	2.7	11	ss	SO-8/DFN-12	50	Low Noise Diff Amp w/10MHz LP Filter	\$2.95
1	1	LT1022	14	2.5	0.0018	250	5	0.05	8.5	26	6	7	8	40		DIP-8	100	High Speed/JFET Input	\$2.80
1	1	LT1351	14		0.5	600	8	50	3	200	30	0.33	5	36		SO-8/MS-8/DIP-8	All	High Speed/Precision/C-Load	\$2.45
1	1	LT1008	14	0.5	0.02	120	1.5	0.1	1	0.2	1.3	0.6	4	40		DIP-8/SO-8	600	Low Bias Current/External Compensation	\$2.95
1	1	LT1012	14	0.5	0.02	25	0.6	0.1	1	0.2	1.3	0.5	2.4	40		DIP-8/SO-8	1000	Low V_{OS} Stable with any C-Load	\$1.60
1	1	LT1097	14	0.5	0.008	50	1.2	0.25	0.7	0.2	5.75	0.56	2	40		DIP-8/SO-8	10000	Low Cost/C-Load Stable	\$1.75
1	1	LT6010	14	0.4	0.1	35	0.8	0.11	0.33	0.09	1	0.15	2.7	40	out	DFN-8/SO-8	500	Micropower/Precision/RRO	\$1.10
1	1	LT1194	15		4	6000	6 Typ	3500	350	500	64	40	4	18		DIP-8/SO-8	50	Amplitude Limiting Control	\$2.90
1	1	LT6600-20	15			15000	42 Typ	95000	20			46	2.7	11	ss	SO-8	50	Low Noise Diff Amp w/20MHz LP Filter	\$2.95
1	1	LT1056	15	2.8	0.0018	800	12	0.05	5.5	14	30 Typ	7	8	40		DIP-8/SO-8	100	Low Offset JFET	\$1.90
1	1	LT1055	15	2	0.0018	700	12	0.05	4.5	12	30 Typ	4	8	40		DIP-8/SO-8	100	Low Offset JFET	\$1.90
1	1	LT1970	15	3	3	600	10	600	3.6	1.6	500	13	5	36		TSSOP-20	10000	Power Amp/Adj. Current Limit	\$4.95
1	1	LTC1250	15	0.75	0.004	10	0.05	0.2	1.5	10	4	4	4.75	18		DIP-8/SO-8	50	Low Noise/Zero-Drift Bridge Amp	\$2.85
1	1	LT1809	16	8	5	2500	25	8000	160	300	45	17	2.5	12.6	yes	SO-8/SOT23-6	1000	Low Distortion/High Speed/Low Noise	\$1.75
1	1	LT6600-5	16			25000	28 Typ	70000	5			31	2.7	11	ss	SO-8	50	Low Noise Diff Amp w/5MHz LP Filter	\$2.95
1	1	LT1220	17		2	1000	8 Typ	300	45	250	24	10.5	5	36		SO-8/DIP-8	100000	Fast Setting Time and C-Load Op Amp	\$3.40
1	1	LTC1992	18		1	2500	0.65 Typ	0.25	4	0.75	10	1	2.4	12	out	MS-8	10000	Fully Differential In/Out	\$1.65
1	1	LT1996	18			50	1	5	0.56	0.12	8	0.11	2.7	36	yes	MS-10/DFN-10		Precision/ $A_V = 9$ to 117	\$1.39

† Primary Sort Column
 †† Secondary Sort Column
 ††† Tertiary Sort Column



LOW NOISE OP AMPS ($e_n \leq 20\text{nV}/\sqrt{\text{Hz}}$)

†		††					†††													
Amplifiers Per Package	Part Number	e_{nOISE} Typ 25°C (nV/√Hz)	I_{fOISE} Typ 25°C (μA/√Hz)	I_{nOISE} Typ 25°C (pA/√Hz)	V_{OS} Max 25°C (μV)	TC of V_{OS} Max (μV/°C)	I_{BIAS} Max 25°C (nA)	GBW Typ 25°C (MHz)	Slew Rate Typ 25°C (V/μs)	I_{OUT} Min 25°C (mA)	I_{SUPPLY} Max 25°C (mA)	V_{SUPPLY} Min (V)	V_{SUPPLY} Max (V)	Rail-to-Rail I/O ⁽¹⁾	Package	C-Load Stable (pF)	Features	Price 1K Qty		
1	LT6600-15	19			15000	42 Typ	90000	15			46	2.7	11	ss	SO-8	50	Low Noise Diff Amp w/15MHz LP Filter	\$2.95		
1	LT1102	19	2.8	1.5	600	8	0.04	3.5	30	6	5	18	40	DIP-8	50000	JFET Input IA/Gain of 10 or 100	\$4.75			
1	LT1228	20		1.4	5000	9 Typ	1000	100	500	30	15	4	36	DIP-8/SO-8	2000	CFA with Gain Control	\$3.75			
1	LT1010	20			150000		250000	30	200	150	9	4.5	44	DIP-8/T-5/DFN-10	330000	High Power High Speed Buffer	\$2.40			
1	LT1797	20	1.5	0.15	1500	20	300	10	2.25	25	1.5	2.1	12.6	SOT23-5	10000	RRIO/Low Noise/C-Load Stable	\$1.00			
1	LT1783	20	0.6	0.14	800	5	80	1.25	0.42	20	0.3	2.2	18	yes	SOT23-5/SOT23-6	3000	Over-the-Top/Micropower/RRIO/C-Load	\$1.10		
2	LT6201	0.95	0.6	2.2	1000	24	40000	165	50	60	23	2.5	12.6	yes	DFN-8/SO-8	1000	Low Noise/RRIO/High Speed	\$3.65		
2	LT6231	1.1	0.18	1	350	3	10000	215	70	30	3.75	3	12.6	out	DFN-8/SO-8	1000	Ultralow Noise/Low Power/High Speed	\$1.95		
2	LT6203	1.9	0.8	0.75	500	24	7000	100	25	30	3.5	2.5	12.6	yes	DFN-8/MS-8/SO-8	1000	Low Noise/Low Power/RRIO	\$2.45		
2	LT6234	1.9	0.22	0.43	350	3	3000	60	17	40	1.25	3	12.6	out	DFN-8/SO-8	1000	Ultralow Noise/Low Power	\$2.45		
2	LTC6420-20	2.2			2000	1.2 Typ		1800	4500	20	95	2.85	3.5	out	3x4 QFN-20		Dual Matched Diff In/Out, $A_V=10$	\$5.17		
2	LTC6421-20	2.2			2000	1.4 Typ		1300	4500	10	50	2.85	3.5	out	3x4 QFN-20		Dual Matched Diff In/Out, $A_V=10$	\$4.77		
2	LT1126	2.7	0.07	0.3	70	1	20	65	11	6.25	3.1	8	44		SO-8/DIP-8	15	Low Noise/65MHz GBW/Precision	\$3.50		
2	LT1124	2.7	0.07	0.3	70	1	20	12.5	4.5	6.25	2.75	8	44		DIP-8/SO-8	15	Low Noise/Low 1/f Corner/Precision	\$3.50		
2	LT1253	3		1.5	15000			250	250	30	11	4	28		DIP-8/SO-8	100	High Voltage Dual Video Amp	\$2.45		
2	LT1497	3		2	10000	10		59	900	125	7	4	36		SO-8/SO-16	2000	125mA Output CFA	\$3.35		
2	LT1229	3.2		1.4	10000	6 Typ		100	700	30	9.5	4	36		DIP-8/SO-8	2000	General Purpose High Voltage CFA	\$3.75		
2	LT1807	3.5	0.8	1.5	550	5	4000	325	125	35	13	2.5	12.6	yes	MS-8/SO-8	1000	High Speed/Precision/Low Noise	\$3.40		
2	LT1259	3.6		1.3	12000	5 Typ		130	1600	30	7.5	4	36		DIP-14/SO-14	1000	Low Cost High Voltage CFA/Shutdown	\$2.45		
2	LT1207	3.6		2	10000	20 Typ		66	900	250	30	10	36		SO-16	10000	High Current/Prog. Supply/C-Load	\$6.90		
2	LT1795	3.6		2	13000	29 Typ		65	900	500	34	10	36		SOW-20/TSSOP-20	1000	High I_{OUT} /High Speed	\$4.95		
2	LT1723	3.8		1.2	400	7	300	200	70	35	4.5	4.6	12.6		MS-8/SO-8	100	Low Noise at Video Speed/Precision	\$1.15		
2	LT1678	3.9	0.09	0.3	100	3	20	20	6	15	3.4	3	36	yes	SO-8	500	Very Low 1/f Corner Frequency	\$2.50		
2	LT1396	4.5		6	10000	15		400	800	80	6.5	3	12.6		DFN-8/MS-8/SO-8	1000	Dual CFA/100MHz 0.1dB BW	\$1.95		
2	LT1398	4.5		6	10000	15		300	800	80	6.5	3	12.6		SO-16	1000	0.1dB Gain Flatness to 150MHz	\$2.25		
2	LT1113	4.5	2.4	0.01	1500	1.5	0.45	5.6	3.9	12	6.25	9	40		DIP-8/SO-8	10000	Low Noise and Low Offset/JFET Input	\$3.15		
2	LT1469	5	0.3	0.6	125	3	40	90	22	15	5.2	6	36		DIP-8/SO-8	300	16-Bit Accuracy/760ns to 0.01% Settling	\$4.95		
2	LT1969	6		2	4000	17	4000	700	200	200	8.25	4	13.2		MS-10	1000	High Output Current/ $A_V>10$	\$2.95		
2	LT1886	6		2	4000	17	4000	700	200	200	8.25	4	13.2		SO-8	1000	High Output Current/ $A_V>10$	\$2.80		
2	LT1819	6		1.2	1500	15	8000	400	2500	40	10	3.5	12.6		MS-8/SO-8	20	High Slew Rate VFB	\$1.60		
2	LT1816	6		1.3	1500	15	8000	220	1500	50	7.8	2.5	12.6		DFN-8/MS-8/MS-10/SO-8	10	High SR VFB with Prog Supply Current	\$1.50		
2	LT1630	6	0.3	0.9	525	5.5	1000	30	9.2	20	4.4	2.6	36	yes	DIP-8/SO-8	300	Low Distortion/High Speed/RRIO	\$2.96		
2	LT1169	6	2.4	0.001	2000	50	0.02	5.3	4.2	12	6.5	9	40		DIP-8/SO-8	1000	Low Noise JFET	\$3.85		
2	LT6211	6.5		4.5	6000			200	700	75	8.3	3	13.2	out	DFN-10/MS-10	10000	Adjustable Speed and PowerCFA	\$1.60		
2	LTC6241	7	0.55	0.00056	125	2.5	0.075	18	10	15	2.2	2.8	6	out	DFN-8/SO-8	200	1pA Input Bias Current CMOS Amp	\$1.25		
2	LTC6241HV	7	0.55	0.00056	175	2.5	0.075	18		15	2.2	2.8	11	out	DFN-8/SO-8	200	1pA Input Bias Current CMOS Amp	\$2.20		
2	LT6411	8			10000			650	3300	50	11	4.5	12.6		QFN-16	12	650MHz Diff ADC Driver	\$2.39		
2	LT6300	8		0.8	5000	4 Typ	4000	200	600	500	13.5	8	27		SSOP-16	30	xDSL Driver	\$2.85		
2	LT1794	8		0.8	5000	10 Typ	4000	200	600	500	13.5	8	36		SOW-20/TSSOP-20	30	High I_{OUT} /Low Noise/High Speed	\$4.95		
2	LT1739	8		0.8	5000	10 Typ	4000	200	600	500	13.5	8	27		DFN-12/TSSOP-20	30	High I_{OUT} /Low Noise/High Speed	\$3.55		
2	LT1813	8		1	1500	15	4000	100	750	40	3.6	2.5	12.6		MS-8/SO-8/DFN-8	100	High Speed/Power/Low Noise	\$0.99		
2	LT1813HV	8		1	1500	15	4000	100	750	40	4	2.5	13.5		SO-8	100	High Speed/Power/ V_S up to 13.5V	\$1.19		
2	LTC6244	8	1.5	0.00056	100	2.5	0.075	50	35	25	7.4	2.8	6	out	DFN-8/MSOP-8	200	50MHz/Low Noise/RRIO/CMOS	\$1.65		
2	LTC6244HV	8	1.5	0.00056	100	2.5	0.075	50	35	25	7.4	2.8	10.5	out	DFN-8/MSOP-8	200	High Voltage Version of LTC6244	\$2.35		
2	LT1358	8		0.8	600	8	500	25	600	24	2.5	5	36		SO-8/DIP-8	All	High Speed/Precision/C-Load	\$3.90		
2	LT1801	8.5	1.4	1	350	5	250	80	25	20	2	2.3	12.6	yes	DFN-8/MS-8/SO-8	1000	High Speed/Power/Precision/RRIO	\$1.95		
2	LT6206	9	2	4	4500	18	30000	100	600	25	5.6	3	12.6	out	MS-8	1000	3V 100MHz Single Supply Video Amp	\$1.05		
2	LT1364	9		1	1500	13	1000	70	1000	50	7.2	3	36		SO-8/DIP-8	All	High Speed/Precision/C-Load	\$3.70		
2	LT1361	9		0.9	1000	12	1000	50	800	26	4.8	5	36		SO-8/DIP-8	All	High Speed/Precision/C-Load	\$3.40		
2	LT1884	9.5	0.4	0.05	50	0.8	0.4	2	0.9	15	0.9	2.4	40	out	DIP-8/SO-8	500	Picoamp Input Current/Precision	\$2.75		

† Primary Sort Column
 †† Secondary Sort Column
 ††† Tertiary Sort Column

Amplifiers, Refs, Filters, Comps
 LOW NOISE
 Power Management
 Data Conversion
 Interface
 High Frequency
 Reference Material



LOW NOISE OP AMPS ($e_n \leq 20\text{nV}/\sqrt{\text{Hz}}$)

Amps, Refs, Filters, Comps
LOW NOISE

Power Management

Data Conversion

Interface

High Frequency

Reference Material

†	Amplifiers Per Package	Part Number	††		V_{OS} Max 25°C (μV)	TC of V_{OS} Max (μV/°C)	I_{BIAS} Max 25°C (nA)	†††	Slew Rate Typ 25°C (V/μs)	I_{OUT} Min 25°C (mA)	I_{SUPPLY} Max 25°C (mA)	V_{SUPPLY} Min (V)	V_{SUPPLY} Max (V)	Rail-to-Rail I/O ⁽¹⁾	Package	C-Load Stable (pF)	Features	Price 1K Qty
			E_{NOISE} Typ 25°C (nV/√Hz)	I_{NOISE} Typ 25°C (pA/√Hz)														
2	LT6014	9.5	0.2	0.15	60	0.8	0.4	1.6	0.2	8	0.165	2.7	40	out	DFN-8/SO-8	500	Micropower/Precision/RRIO/ $A_V > 5$	\$1.65
2	LT1002	9.6	0.35	0.1	60	0.9	3	0.8	0.25	12	2.5	6	44		DIP-14	20000	High CMRR and PSRR	\$2.85
2	LT6911-1	9.9	3.8		22000	2.1 Typ		11	16	35 Typ	3.15	2.7	10.5	yes	MS-10	50	Dual/3-Bit Gain Control/0 to 100 V/V	\$2.00
2	LT6221	10	0.5	0.8	350	5	150	60	20	20	1	2.2	12.6	yes	DFN-8/SO-8	7000	Precision/Low Power/RRIO	\$1.85
2	LT1213	10	0.2	0.2	150	1.5	160	28	8.5	30	3.8	2.5	36	ss	DIP-8/SO-8	1000	Precision/Fast/CM to V	\$2.85
2	LT1355	10		0.6	800	8	300	12	400	25	1.25	5	36		SO-8/DIP-8	All	High Speed/Precision/C-Load	\$3.80
2	LT6911-2	10.9			22000	2.1 Typ		11	16		3.15	2.7	10.5	yes	MS-10	50	Dual/3-Bit Gain Control/0 to 64 V/V	\$2.00
2	LT1632	12		1.6	1350	15	2200	45	27	20	5.2	2.6	36	yes	DIP-8/SO-8	10	Low Distortion/High Speed/RRIO	\$3.05
2	LT1215	12	0.4	0.5	300	2.5	500	23	30	30	6.6	2.5	36	ss	DIP-8/SO-8	1000	Precision/Fast/CM to V	\$2.85
2	LT1211	12	0.4	0.2	150	1.5	100	13	7	20	1.8	2.5	36	ss	DIP-8/SO-8	8000	Precision/Single Supply/Wide V_{SUPPLY}	\$2.85
2	LT1498	12	0.25	0.3	475	2.5	650	10.5	4.5	12.5	2.2	2.2	36	yes	DIP-8/SO-8	30000	Stable with Large C-Load	\$2.96
2	LT1057	13	0.42	0.0015	450	10	0.05	5	14	20 Typ	2.5	8	40		DIP-8/SO-8/SOW-16	8000	High Speed JFET Input	\$2.45
2	LTC6081	13	1.3	0.0005	70	0.8	0.001	3.6	1	17 Typ	0.33 Typ	2.7	5.5	yes	MS-8, DFN-10		Precision Dual/Quad CMOS Rail-to-Rail Input/Output Amplifiers	\$1.74
2	LT1457	13	2	0.0015	450	10	0.05	1	4	6	3	9	40		DIP-8/SO-8	10000	JFET With Excellent C-Load Stability	\$2.35
2	LT1352	14		0.5	600	8	50	3	200	30	0.33	5	36		DIP-8/SO-8	All	High Speed/Precision/C-Load	\$3.80
2	LT1881	14	0.5	0.03	50	0.8	0.2	1	0.35	5	0.9	2.4	40	out	DIP-8/SO-8	1000	Picoamp Input Current/Precision	\$2.75
2	LT1024	14	0.5	0.02	50	1.5	0.12	1	0.2	10 Typ	0.6	4	40		DIP-14	1000	Low V_{OS} /Low Power	\$4.75
2	LT1112	14	0.3	0.0008	60	0.5	0.25	0.75	0.3	5.5	0.4	2	40		DIP-8/SO-8	All	Low Power/Matching Specs/C-Load	\$2.35
2	LT6011	14	0.4	0.1	60	0.8	0.3	0.33	0.09	1	0.15	2.4	40	out	DFN-8/SO-8/MS-8	500	Micropower/Precision/RRIO	\$1.65
2	LTC6912-1	15.1	2.6		22000	1.75 Typ		30	16	35 Typ	2.75	2.7	10.5	yes	DFN-12/SSOP-16	50	Dual PGA/Serial SPI/ $A_V = 0$ to 100V/V	\$2.15
2	LTC6912-2	15.1	5.6		22000	1.75 Typ		30	16	35 Typ	2.75	2.7	10.5	yes	DFN-12/SSOP-16	50	Dual PGA/Serial SPI/ $A_V = 1$ to 64V/V	\$2.15
2	LT1810	16	8	5	2500	25	8000	160	300	45	17	2.3	12.6	yes	MS-8/SO-8	1000	Low Distortion/High Speed/Low Noise	\$2.65
2	LT1492	16.5	0.33	0.14	180	3	100	4.5	1.8	20	0.55	2.1	36	ss	SO-8/DIP-8	150	Single Supply/Low Power/Precision	\$3.45
2	LTC6078	18	1		25	0.7	0.001	0.75	0.05	5	0.072	2.7	6	yes	MS-8/DFN-10	200	Micropower/Precision/RRIO	\$1.49
2	LT1638	20	1	0.3	600	6	50	1.2	0.38	15	0.23	2.2	44	yes	DFN-8/DIP-8/MS-8/SO-8	6000	High Voltage/Over-the-Top/Low Power	\$1.95
3	LT1260	3.6		1.3	12000	5 Typ		130	1600	30	7.5	4	36		DIP-16/SO-16	1000	Low Cost High Voltage CFA/Shutdown	\$2.60
3	LT6559	4.5		6	10000	3.9 Typ		300	500	80 Typ	6.1	4	12		QFN-16	1000	Low Cost 5V/±5V Triple Video Amp	\$0.95
3	LT1399	4.5		6	10000	15		300	800	80	6.5	3	12.6		SSOPN-16/SO-16	1000	0.1dB Gain Flatness to 150 MHz	\$2.45
3	LT1399HV	4.5		6	10000	15		300	800	80	7	3	15.5		SO-16	1000	0.1dB Gain Flatness to 150MHz	\$3.05
3	LT6555	9		3.5	16000			650	2200	50	12	4.5	12.6		SSOP-24/QFN-24	10	Triple 2:1Video Multiplexer/ $A_V = 2$	\$2.75
3	LT6553	9		4	10000		50000	650	2500	50	11	4	13.2		SSOP-16	10	High Speed Video Amp/ $A_V = 2$	\$2.50
3	LT6556	11		3.5	67000			750	2100	50	13	4.5	12.6		SSOP-24/QFN-24	10	Triple 2:1Video Multiplexer/ $A_V = 1$	\$2.75
3	LT6557	12		20	40000		70000 Typ	500	2200	70	25		7.5		SSOP-16/DFN-16		Single Supply Video Amp/ $A_V = 2$	\$2.50
3	LT6550	12		8	35000		65000	110	340	45	11.5	3	12.6	out	MS-10	150	3V RGB Driver with $A_V = 2$	\$1.75
3	LT6554	20		3.5	35000		50000	650	2500	50	10	4	13.2		SSOP-16	12	High Speed CFA Video Buffer	\$2.50
4	LT6232	1.1	0.18	1	350	3	10000	215	70	30	3.75	3	12.6	out	SSOP-16	1000	Ultralow Noise/Low Power/High Speed	\$3.30
4	LT6204	1.9	0.8	0.75	500	24	7000	100	25	30	3.5	2.5	12.6	yes	SO-14/SSOPN-16	1000	Low Noise/Low Power/RRIO	\$4.50
4	LT6235	1.9	0.22	0.43	350	3	3000	60	17	40	1.25	3	12.6	out	SSOP-16	1000	Ultralow Noise/Low Power	\$4.15
4	LT1127	2.7	0.07	0.3	90	1	20	65	11	6.25	3.1	8	44		DIP-14/SOW-16	15	Low Noise/65MHz GBW/Precision	\$5.70
4	LT1125	2.7	0.07	0.3	90	1	20	12.5	4.5	6.25	2.75	8	44		DIP-14/SOW-16	15	Low Noise/Low 1/f Corner/Precision	\$5.70
4	LT1254	3		1.5	15000			250	250	30	11	4	28		SO-14/DIP-14	100	High Voltage Quad Video Amp	\$4.40
4	LT1230	3.2		1.4	10000	6 Typ		100	700	30	9.5	4	36		DIP-14/SO-14	2000	General Purpose High Voltage CFA	\$7.00
4	LT1724	3.8		1.2	400	7	300	200	70	35	4.5	4.6	12.6		SO-14	100	Low Noise at Video Speed/Precision	\$2.19
4	LT1679	3.9		0.3	100	3	20	20	6	15	3.4	3	36	yes	SO-14	500	Very Low 1/f Corner Frequency	\$3.85
4	LT1397	4.5		6	10000	15		400	800	80	6.5	3	12.6		DFN-14/SO-14/SSOPN-16	1000	Quad CFA/100MHz 0.1dB BW	\$2.75
4	LT1817	6		1.3	1500	15	8000	220	1500	50	7	2.5	12.6		SO-14/SSOPN-16	10	High Slew Rate VFB	\$2.05
4	LT1631	6	0.3	0.9	525	5.5	1000	30	9.2	20	4.4	2.6	36	yes	SO-14	300	Low Distortion/High Speed/RRIO	\$5.60
4	LTC6242	7	0.55	0.00056	150	2.5	0.075	18	10	15	2.2	2.8	6	out	DFN-16/SSOP-16	200	1pA Input Bias Current CMOS Amp	\$2.25
4	LTC6242HV	7	0.55	0.00056	200	2.5	0.075	18	10	15	2.2	2.8	11	out	DFN-16/SSOP-16	200	1pA Input Bias Current CMOS Amp	\$3.30
4	LT6301	8		0.8	5000	4 Typ	4000	200	600	500	13.5	8	27		TSSOP-28	30	Dual xDSL Driver	\$6.20

† Primary Sort Column
 †† Secondary Sort Column
 ††† Tertiary Sort Column

MS-8, MS-10 = MSOP; SSOPN = Narrow SSOP; SSOPW = Wide SSOP; SOW = Wide SO

LOW NOISE OP AMPS ($e_n \leq 20\text{nV}/\sqrt{\text{Hz}}$)

† Amplifiers Per Package	Part Number	††					†††										C-Load Stable (pF)	Features	Price 1K Qty
		E_{NOISE} Typ 25°C (nV/√Hz)	LF E_{NOISE} Typ 25°C (μVp-p)	I_{NOISE} Typ 25°C (pA/√Hz)	V_{OS} Max 25°C (μV)	TC of V_{OS} Max (μV/°C)	I_{BIAS} Max 25°C (nA)	GBW Typ 25°C (MHz)	Slew Rate Typ 25°C (V/μs)	I_{OUT} Min 25°C (mA)	I_{SUPPLY} Max 25°C (mA)	V_{SUPPLY} Min (V)	V_{SUPPLY} Max (V)	Rail-to-Rail I/O ⁽¹⁾	Package				
4	LT1814	8		1	1500	15	4000	100	750	40	3.6	2.5	12.5		SO-14/SSOPN-16	100	High Speed/Power/Low Offset	\$1.95	
4	LT1359	8		0.8	600	8	500	25	600	24	2.5	5	36		SO-16/SO-14/DIP-14	All	High Speed/Precision/C-Load	\$6.50	
4	LT1802	8.5	1.4	1	350	5	250	80	25	20	2	2.3	12.6	yes	SO-14	1000	High Speed/Power/Precision/RRIO	\$3.50	
4	LT6207	9	2	4	4500	18	30000	100	600	25	5.6	3	12.6	out	SSOPN-16	1000	3V 100MHz Single Supply Video Amp	\$1.55	
4	LT1365	9		1	1500	13	2000	70	1000	50	7.2	3	36		DIP-14/SO-16	All	High Speed/Precision/C-Load	\$6.45	
4	LT1362	9		0.9	1000	12	1000	50	800	26	4.8	5	36		SO-16/DIP-14	All	High Speed/Precision/C-Load	\$6.00	
4	LT1885	9.5	0.4	0.05	80	0.8	0.9	2	0.9	15	0.9	2.4	40	out	SO-14	500	Picoamp Input Current/Precision	\$4.85	
4	LT6222	10	0.5	0.8	350	5	150	60	20	20	1	2.2	12.6	yes	SSOP-16	7000	Precision/Low Power/RRIO	\$2.95	
4	LT1214	10	0.2	0.2	275	3	200	28	8.5	30	3.8	2.5	36	ss	DIP-14/SO-16	1000	Precision/Fast CM to V ⁻	\$5.10	
4	LT1356	10		0.6	800	8	300	12	400	25	1.25	5	36		SO-16/DIP-14	All	High Speed/Precision/C-Load	\$6.45	
4	LT6551	12		8	35000		65000	110	340	45	11.5	3	12.6	out	MS-10	150	3V RGB+Sync Driver with A _V =2	\$1.95	
4	LT1633	12	0.4	1.6	1350	15	2200	45	27	20	5.2	2.6	36	yes	SO-14	10	Low Distortion/High Speed/RRIO	\$5.70	
4	LT1216	12	0.4	0.5	450	5	600	23	30	30	6.6	2.5	36	ss	DIP-14/SO-16	1000	Precision/Fast/CM to V ⁻	\$5.10	
4	LT1212	12	0.25	0.2	275	3	125	13	7	20	1.8	2.5	36	ss	DIP-14/SO-16	8000	Precision/Single Supply/Wide V _{SUPPLY}	\$5.10	
4	LT1499	12	0.4	0.3	475	2.5	650	10.5	4.5	12.5	2.2	2.2	36	yes	SO-14	30000	Stable with Large C-Load	\$5.60	
4	LT1058	13	2.4	0.0015	600	15	0.05	5	14	20 Typ	2.5	8	40		DIP-14/SOW-16	8000	Low Offset JFET Input	\$4.20	
4	LTC6082	13	1.3	0.0005	70	0.8	0.001	3.6	1	17 Typ	0.33 Typ	2.7	5.5	yes	MS-8, DFN-10		Precision Quad CMOS Rail-to-Rail Input/Output Amplifiers	\$2.97	
4	LT1353	14		0.5	600	8	50	3	200	30	0.33	5	36		SO-14	All	High Speed/Precision/C-Load	\$6.70	
4	LT1882	14	0.5	0.3	80	0.8	0.5	1	0.35	5	0.9	2.4	40	out	SO-14	1000	Picoamp Input Current/Precision	\$4.85	
4	LT1114	14	0.3	0.008	60	1.1	0.25	0.75	0.3	5.5	0.4	2	40		DIP-14/SO-16	All	Low Power/Matching Specs/C-Load	\$4.40	
4	LT6012	14	0.4	0.1	60	0.8	0.3	0.33	0.09	1	0.15	2.4	40	out	SO-14/SSOPN-16	500	Micropower/Precision/RRIO	\$2.95	
4	LT1493	16.5	0.33	0.14	130	3	100	4.5	1.8	20	0.55	2.1	36	ss	SO-16	150	Single Supply/Low Power/Precision	\$6.40	
4	LTC6079	18	1		25	1.4	0.001	0.75	0.05	5	0.072	2.7	6	yes	DFN-16/SSOPN-16	200	Micropower/Precision/RRIO	\$2.53	
4	LT1639	20	1	0.3	600	6	50	1.075	0.38	15	0.23	2.2	44	yes	DIP-14/SO-14	6000	High Voltage/Over-the-Top/Low Power	\$3.30	

† Primary Sort Column
 †† Secondary Sort Column
 ††† Tertiary Sort Column

Note:
 1. ss = Input common mode range includes negative supply rail

LOW INPUT BIAS CURRENT OP AMPS ($I_{\text{BIAS}} \leq 10\text{nA MAX}$)

† Amplifiers Per Package	Part Number	†† I_{BIAS} Max 25°C (nA)		V_{OS} Max 25°C (μV)	TC of V_{OS} Max (μV/°C)	GBW Typ 25°C (MHz)	Slew Rate Typ 25°C (V/μs)	CMRR Min 25°C (dB)	A_{VOL} Typ 25°C (V/mV)	E_{NOISE} Typ 25°C (nV/√Hz)	I_{NOISE} Typ 25°C (pA/√Hz)	I_{SUPPLY} Max 25°C (mA)	V_{SUPPLY} Min (V)	V_{SUPPLY} Max (V)	Rail-to-Rail I/O ⁽¹⁾	Package	Type ⁽²⁾	Features	Price 1K Qty
		1	LTC6240																
1	LTC6240HV	0.001		250	2.5	18	10	83	2700	7	0.00056	3.3	2.8	11	out	SOT-23/SO-8	VFB	18MHz/Low Noise/RRIO/CMOS	\$1.40
1	LT1793	0.01		800	13	4.2	3.4	83	4500	6	0.0008	5.2	10	40		DIP-8/SO-8	JFET	FET Input/Precision/Low Distortion	\$2.25
1	LTC1050	0.03		5	0.05	2.5	4	114	100000	90	0.0018	1.5	4.75	18	out	DIP-8/DIP-14/SO-8	ZD	Zero Drift No External Capacitors	\$2.15
1	LTC1052	0.03		5	0.05	1.2	4	120	100000	30	0.0006	2	4.75	18	out	DIP-8/DIP-14/SOW-16	ZD	Low Noise Zero Drift	\$4.10
1	LT1102	0.04		600	8	3.5	30	84		19	1.5	5	18	40		DIP-8	IA	JFET Input IA/Gain of 10 or 100	\$4.75
1	LT1055	0.05		700	12	4.5	12	86	400	15	0.0018	4	8	40		DIP-8/SO-8	JFET	Low Offset JFET	\$1.90
1	LTC1049	0.05		10	0.1	0.8	0.8	110	31622	80	0.002	0.3	4.75	18	out	DIP-8/SO-8	ZD	Zero Drift no External Capacitors	\$2.15
1	LTC2050HV	0.05		3	0.03	3	2	120	10000		0.003	1.5	2.7	12	out	SO-8/SOT23-5/SOT23-6	ZD	Zero-Drift 3V/5V/±5V Operation	\$1.45
1	LT1022	0.05		250	5	8.5	26	86	400	14	0.0018	7	8	40		DIP-8	JFET	High Speed JFET Input	\$2.80
1	LT1056	0.05		800	12	5.5	14	86	400	15	0.0018	7	8	40		DIP-8/SO-8	JFET	Low Offset JFET	\$1.90
1	LTC1100	0.05		10	0.1	1.8	3	104		38		2.8	4	18	out	DIP-8/SOW-16	IA	Zero Drift/Fixed Gain of 10 and 100	\$6.15
1	LTC2050	0.075		3	0.03	3	2	120	10000		0.003	1.2	2.7	7	out	SO-8/SOT23-5/SOT23-6	ZD	Zero-Drift Op Amp 3V/5V Operation	\$1.15
1	LT1122	0.075		600	18	14	80	83	500	14	0.002	10	20	40		DIP-8/SO-8	JFET	Setting Guaranteed to 0.01%/FET Input	\$2.45
1	LT6003	0.09		500	5	0.002	0.0008	88	500	325	0.012	0.001	1.6	16	yes	DFN-4/SOT23-5	VFB	1.6V, 1μA Precision RRIO	\$0.72

† Primary Sort Column
 †† Secondary Sort Column



MS-8, MS-10 = MSOP; SSOPN = Narrow SSOP; SSOPW = Wide SSOP; SOW = Wide SO

Amplifiers, Refs, Filters, Comps

LOW NOISE, LOW BIAS

Power Management

Data Conversion

Interface

High Frequency

Reference Material

LOW INPUT BIAS CURRENT OP AMPS ($I_{BIAS} \leq 10nA$ MAX)

Amps, Refs,
Filters, Comps
LOW INPUT BIAS

Power
Management

Data
Conversion

Interface

High
Frequency

Reference
Material

† Amplifiers Per Package	Part Number	†† I_{BIAS} Max 25°C (nA)	V_{OS} Max 25°C (μV)	TC of V_{OS} Max (μV/°C)	GBW Typ 25°C (MHz)	Slew Rate Typ 25°C (V/μs)	CMRR Min 25°C (dB)	A_{VOL} Typ 25°C (V/mV)	E_{NOISE} Typ 25°C (nV/√Hz)	I_{NOISE} Typ 25°C (pA/√Hz)	I_{SUPPLY} Max 25°C (mA)	V_{SUPPLY} Min (V)	V_{SUPPLY} Max (V)	Rail-to-Rail I/O ⁽¹⁾	Package	Type ⁽²⁾	Features	Price 1K Qty
1	LT1008	0.1	120	1.5	1	0.2	114	2000	14	0.02	0.6	4	40		DIP-8/SO-8	VFB	Low Bias Current/External Compensation	\$2.95
1	LT1012	0.1	25	0.6	1	0.2	114	2000	14	0.02	0.5	2.4	40		DIP-8/SO-8	VFB	Low V_{OS} Stable with any C-Load	\$1.60
1	LTC1150	0.1	10	0.05	2.5	3	110	1000000		0.0018	1.5	4.75	32	ss	DIP-8/SO-8	ZD	Auto Zero Amplifier Works on 30V+	\$3.70
1	LTC1152	0.1	10	0.1	0.7	0.5	115	3162	130	0.6	3	3	14	yes	DIP-8/SO-8	ZD	Zero Drift C-Load Stable with Ext. RC	\$3.15
1	LT6010	0.11	35	0.8	0.33	0.09	107	2000	14	0.1	0.15	2.7	40	out	DFN-8/SO-8	VFB	Micropower/Precision/RRIO	\$1.10
1	LTC2054	0.15	3	0.03	0.5	0.5	120	10000			0.175	2.7	7	out	SOT23-5	ZD	Micropower Zero-Drift 3V/5V Operation	\$1.00
1	LTC2054HV	0.15	5	0.03	0.5	0.5	120	10000			0.21	2.7	12	out	SOT23-5	ZD	Micropower Zero-Drift ±5V Operation	\$1.25
1	LTC1250	0.2	10	0.05	1.5	10	110	316227	15	0.004	4	4.75	18		DIP-8/SO-8	ZD	Low Noise/Zero-Drift Bridge Amp	\$2.85
1	LTC1992	0.25	2500	0.65 Typ	4	0.75	69	10	18	1	1	2.4	12	out	MS-8	DIFF	Fully Differential In/Out	\$1.65
1	LTC1992-1	0.25	2500	0.65 Typ	4	0.75	55		45		1	2.7	12	out	MS-8	DIFF	Fully Differential In/Out/ $A_V=1$	\$3.95
1	LTC1992-2	0.25	2500	0.65 Typ	4	0.75	55		45		1	2.7	12	out	MS-8	DIFF	Fully Differential In/Out/ $A_V=2$	\$3.95
1	LTC1992-5	0.25	2500	0.65 Typ	4	0.75	55		45		1	2.7	12	out	MS-8	DIFF	Fully Differential In/Out/ $A_V=5$	\$3.95
1	LTC1992-10	0.25	2500	0.65 Typ	4	0.75	55		45		1	2.7	12	out	MS-8	DIFF	Fully Differential In/Out/ $A_V=10$	\$3.95
1	LT1097	0.25	50	1.2	0.7	0.2	115	2500	14	0.008	0.56	2	40		DIP-8/SO-8	VFB	Low Cost/C-Load stable	\$1.75
1	LT1168	0.25	40	0.3	0.4	0.5	126		10	0.074	0.53	4.6	40		DIP-8/SO-8	IA	Precision IA/Low Bias Current/Low Power	\$3.70
1	LT6013	0.25	35	0.8	1.6	0.2	107	2000	9.5	0.15	0.165	2.7	40	out	DFN-8/SO-8	VFB	Micropower/Precision/RRIO/ $A_V>5$	\$1.10
1	LT1167	0.35	40	0.3	1	1.2	126		7.5	0.124	1.3	4.6	40		DIP-8/SO-8	IA	Precision/Low Bias Current IA	\$3.20
1	LT1792	0.8	600	10	5.6	3.4	85	4800	4.2	0.01	5.2	10	40		DIP-8/SO-8	JFET	FET Input/Low Distortion/Precision	\$2.25
1	LT1880	0.9	150	1.2	1.1	0.55	116	1600	13	0.07	1.9	2.4	40	out	SOT23-5	VFB	Picoamp Input Current/Precision	\$1.75
1	LT1494	1	375	2	0.0027	0.001	100	500	185	0.01	0.0015	2.1	36	yes	DIP-8/MS-8/SO-8	VFB	Ultralow Power/Rail-to-Rail/Precision	\$1.65
1	LT1672	1	375	2	0.012	0.005	90	500	185	0.01	0.002	2.1	36	yes	DIP-8/MS-8/SO-8	VFB	Ultralow Power/Over-the-Top Inputs	\$1.65
1	LT1001	2	25	0.6	0.8	0.25	114	800	9.6	0.1	2.5	6	44		DIP-8/SO-8	VFB	General Purpose/High Precision	\$1.65
1	LT1920	2	125	1	0.8	1.2	110		7.5	0.124	1.3	4.6	40		DIP-8/SO-8	IA	Resistor Programmable IA	\$3.05
1	LT1635	4.5	1300	7	0.175	0.045	94	450	50	0.05	0.2	1.1	14	out	DIP-8/SO-8	VFB	Op-Amp and Reference/LM10 Pinout	\$1.75
1	LT1996	5	50	1	0.56	0.12	80		18		0.11	2.7	36	yes	MS-10/DFN-10	SGA	Precision/ $A_V=9$ to 117	\$1.39
1	LT1991	5	50	1	0.56	0.12	80		46		0.11	2.4	40	yes	MS-10/DFN-10	SGA	Precision/Gain Select Range -13 to 14	\$1.39
1	LT6000	5	750	5	0.05	0.015	90	65	75	0.025	0.016	1.8	18	yes	DFN-6	VFB	1.8V/13μA Precision RRIO	\$0.80
1	LT1636	8	225	5	0.2	0.07	84	2000	52	0.035	0.055	2.6	44	yes	DFN-8/DIP-8/MS-8/SO-8	VFB	Over-the-Top Micropower Op Amp	\$1.45
1	LT1101	8	160	2	0.37	0.1	100		43	0.06	0.13	1.8	44		DIP-8/SOW-16	IA	Micropower Single Supply IA/ $A_V=10$ or 100	\$4.75
1	LT1077	9	40	1.6	0.23	0.08	97	1000	27	0.065	0.06	2.2	44	ss	DIP-8/SO-8	VFB	High Precision Micropower Single Supply	\$1.60
1	LTC2053	10	10	0.05	0.2	0.2	105		50		1.3	2.7	11	yes	DFN-8/MS-8	ZD/IA	Zero-Drift IA	\$3.20
1	LTC6800	10	100	0.25	0.2	0.2	90		50		1.2	2.7	5.5	yes	DFN-8/MS-8	IA	Zero-Drift RRIO IA	\$1.55
1	LTC6915	10	10	0.05	0.2	0.2	105		50		1.6	2.7	11	yes	DFN-12/SSOP-16	IA/ZD	Serial or Par. PGA/ $A_V=0$ to 4096 V/V	\$2.44
1	LTC2053-SYNC	10	10	0.05	0.2	0.2	105		50		1.3	2.7	11	yes	MS-8	ZD/IA	Zero-Drift IA/Freq. Set with Ext. Clock	\$3.40
2	LTC6078	0.001	25	0.7	0.75	0.05	95	3162	18		0.072	2.7	6	yes	MS-8/DFN-10	VFB	Micropower/Precision/RRIO	\$1.49
2	LTC6081	0.001	70	0.8	3.6	1	100	1000	13	0.0005	0.425	2.7	5.5	yes	DFN-10/MS-8	200	Precision/RRIO/Picoamp Input Current	\$1.74
2	LTC6084	0.001 Typ	600	5	1.5	0.5	70	6000	27	0.00056	0.11	2.1	5.5	yes	DFN-10/MS-8	VFB	Precision/1.5MHz/RRIO/Low Bias Current	C.F.
2	LTC6087	0.001 Typ	750	5	14	7.2	70	6000	12	0.0056	1.3	2.7	5.5	yes	MS-8/DFN-10	100	Picoamp Input Current/RRIO	\$0.91
2	LT1464	0.002	800	20	1	0.9	76	1000	24	0.0004	0.2	10	40		DIP-8/SO-8	JFET	JFET with Excellent C-Load Stability	\$2.50
2	LT1462	0.002	800	20	0.175	0.13	76	600	76	0.0005	0.045	10	40		DIP-8/SO-8	JFET	JFET with Excellent C-Load Stability	\$2.50
2	LT1169	0.02	2000	50	5.3	4.2	82	4500	6	0.001	6.5	9	40		DIP-8/SO-8	VFB	Low Noise JFET	\$3.85
2	LTC1047	0.03	10	0.05	0.2	0.2	110	31622		0.0015	0.275	4.75	16	out	DIP-8/SOW-16	ZD	Zero Drift no External Capacitors	\$4.85
2	LT1057	0.05	450	10	5	14	86	350	13	0.0015	2.5	8	40		DIP-8/SO-8/SOW-16	JFET	High Speed JFET Input	\$2.45
2	LT1457	0.05	450	10	1.7	4	86	300	13	0.0015	3	9	40		DIP-8/SO-8	JFET	JFET with Excellent C-Load Stability	\$2.35
2	LTC1051	0.065	5	0.05	2.5	4	106	100000	70	0.0022	2	4.75	16.5	out	DIP-8/SOW-16	ZD	Zero Drift no External Capacitors	\$4.05
2	LTC6241	0.075	125	2.5	18	10	80	1600	7	0.00056	2.2	2.8	6	out	DFN-8/SO-8	VFB	1pA Input Bias Current CMOS Amp	\$1.25
2	LTC2051	0.075	3	0.03	3	2	120	10000			1.2	2.7	7	out	DFN-8/MS-8/MS-10/SO-8	ZD	Zero-Drift/3V/5V Operation	\$2.00
2	LTC6244	0.075	100	2.5	50	35	74	2500	8	0.00056	7.4	2.8	7	out	DFN-8/MSOP-8	VFB	50MHz/Low Noise/RRIO/CMOS	\$1.65
2	LTC6244HV	0.075	100	2.5	50	35	74	2500	8	0.00056	7.4	2.8	12	out	DFN-8/MSOP-8	VFB	50MHz/Low Noise/RRIO/CMOS	\$2.35
2	LTC6241HV	0.075	175	2.5	18		80	1600	7	0.00056	2.2	2.8	11	out	DFN-8/SO-8	VFB	1pA Input Bias Current CMOS Amp	\$2.20
2	LT6004	0.09	500	5	0.002	0.0008	88	150	325	0.012	0.001	1.6	16	yes	DFN-8/MS-8	VFB	1.6V, 1μA Precision RRIO	\$1.10
2	LTC1151	0.1	5	0.05	2	2.5	106	10000		0.0022	1.5	4.75	36	ss	DIP-8/SOW-16	ZD	Auto Zero Amplifier Works on 30V+	\$5.80

† Primary Sort Column
†† Secondary Sort Column

LOW INPUT BIAS CURRENT OP AMPS ($I_{BIAS} \leq 10nA \text{ MAX}$)

† Amplifiers Per Package	Part Number	†† I_{BIAS} Max 25°C (nA)	V_{OS} Max 25°C (μV)	TC of V_{OS} Max (μV/°C)	GBW Typ 25°C (MHz)	Slew Rate Typ 25°C (V/μs)	CMRR Min 25°C (dB)	A_{VOL} Typ 25°C (V/mV)	E_{NOISE} Typ 25°C (nV/√Hz)	I_{NOISE} Typ 25°C (pA/√Hz)	I_{SUPPLY} Max 25°C (mA)	V_{SUPPLY} Min (V)	V_{SUPPLY} Max (V)	Rail-to-Rail I/O ⁽¹⁾	Package	Type ⁽²⁾	Features	Price 1K Qty
2	LT1024	0.12	50	1.5	1	0.2	112	2000	14	0.02	0.6	4	40		DIP-14	VFB	Low V_{OS} /Low Power	\$4.75
2	LTC2051HV	0.15	3	0.03	3	2	125	10000			1.5	2.7	12	out	DFN-8/MS-8/MS-10/SO-8	ZD	Zero-Drift 3V/5V/±5V Operation	\$2.50
2	LTC2055	0.15	3	0.03	0.5	0.5	120	10000			0.15	2.7	7	out	DFN-8/MS-8	ZD	Micropower Zero-Drift 3V/5V Operation	\$1.60
2	LTC2055HV	0.15	5	0.03	0.5	0.5	120	10000			0.18	2.7	12	out	DFN-8/MS-8	ZD	Micropower Zero-Drift ±5V Operation	\$2.00
2	LT1881	0.2	50	0.8	1	0.35	106	1600	14	0.03	0.9	2.4	40	out	DIP-8/SO-8	VFB	Picoamp Input Current/Precision	\$2.75
2	LT1112	0.25	60	0.5	0.75	0.3	120	5000	14	0.0008	0.4	2	40		DIP-8/SO-8	VFB	Low Power/Matching Specs/C-Load Stable	\$2.35
2	LT6011	0.3	60	0.8	0.33	0.09	107	2000	14	0.1	0.15	2.4	40	out	DFN-8/SO-8/MS-8	VFB	Micropower/Precision/RRO	\$1.65
2	LT1884	0.4	50	0.8	2	0.9	108	1600	9.5	0.05	0.9	2.4	40	out	DIP-8/SO-8	VFB	Picoamp Input Current/Precision	\$2.75
2	LT6014	0.4	60	0.8	1.6	0.2	107	2000	9.5	0.15	0.165	2.7	40	out	DFN-8/SO-8	VFB	Micropower/Precision/RRO/ $A_V > 5$	\$1.65
2	LT1113	0.45	1500	1.5	5.6	3.9	85	4800	4.5	0.01	6.25	9	40		DIP-8/SO-8	JFET	Low Noise and Low Offset/JFET Input	\$3.15
2	LT1495	1	375	2	0.0027	0.001	100	500	185	0.01	0.0015	2.1	36	yes	DIP-8/SO-8	VFB	Ultralow Power/Rail-to-Rail/Precision	\$2.45
2	LT1673	1	375	2	0.012	0.005	90	500	185	0.01	0.002	2.1	36	yes	DIP-8/SO-8	VFB	Ultralow Power/Over-the-Top Inputs	\$2.45
2	LT1002	3	60	0.9	0.8	0.25	110	800	9.6	0.1	2.5	6	44		DIP-14	VFB	High CMRR and PSRR	\$2.85
2	LT6001	5	600	5	0.05	0.015	82	65	75	0.025	0.016	1.8	18	yes	MS-8/DFN-10	VFB	1.8V/13μA Precision RRO	\$1.25
2	LT2178	5	70	1.8	0.06	0.025	93	700	49	0.01	0.018	2.2	44	ss	SO-8	VFB	Micropower Single Supply	\$3.50
2	LT1178	5	70	3	0.085	0.04	97	2500	49	0.00001	0.017	2	44	ss	DIP-8/SO-8/SOW-16	VFB	Precision/Micropower/Single Supply	\$2.95
2	LT1490A	8	500	4	0.18	0.06	84	1500	50	0.015	0.055	2	44	yes	DFN-8/DIP-8/MS-8/SO-8	VFB	RRO/Over-the-Top	\$1.75
2	LT2078	8	70	1.8	0.2	0.07	95	1000	28	0.02	0.05	2.3	44	ss	SO-8	VFB	Micropower/Single Supply/Std Pinout	\$3.50
2	LT1078	8	70	1.8	0.2	0.07	97	1000	28	0.06	0.05	2.2	44	ss	DIP-8/SO-8	VFB	Precision/Micropower/Single Supply	\$2.70
4	LTC6079	0.001	25	1.4	0.75	0.05	95	3162	18	0.072	2.7	6	yes	DFN-16/SSOP-16	VFB	Micropower/Precision/RRO	\$2.53	
4	LTC6082	0.001	70	0.8	3.6	1	100	1000	13	0.0005	0.425	2.7	5.5	yes	DFN-16/SSOP-16	200	Precision/RRO/Picoamp Input Current	\$2.97
4	LTC6085	0.001 Typ	600	5	1.5	0.5	70	6000	27	0.00056	0.11	2.1	5.5	yes	DFN-16/SSOP-16	VFB	Precision/1.5MHz/RRO/Low Bias Current	C.F.
4	LTC6088	0.001 Typ	750	5	14	7.2	70	6000	12	0.0056	1.3	2.7	5.5	yes	SSOP-16/DFN-16	100	Picoamp Input Current/RRO	\$1.40
4	LT1463	0.002	800	20	0.125	0.13	74	600	76	0.0005	0.045	10	40		DIP-14/SO-14	JFET	JFET with Excellent C-Load Stability	\$4.30
4	LT1465	0.002	800	20	1	0.9	74	900	24	0.0004	0.2	10	40		DIP-14/SO-14	JFET	JFET with Excellent C-Load Stability	\$4.30
4	LT1058	0.05	600	15	5	14	84	350	13	0.0015	2.5	8	40		DIP-14/SOW-16	JFET	Low Offset JFET Input	\$4.20
4	LTC1053	0.065	5	0.05	2.5	4	106	100000	70	0.0022	2	4.75	16.5	out	DIP-14/SOW-18	ZD	Zero Drift No External Capacitors	\$7.50
4	LTC6242	0.075	150	2.5	18	10	80	1600	7	0.00056	2.2	2.8	6	out	DFN-16/SSOP-16	VFB	1pA Input Bias Current CMOS Amp	\$2.25
4	LTC6242HV	0.075	200	2.5	18	10	80	1600	7	0.00056	2.2	2.8	11	out	DFN-16/SSOP-16	VFB	1pA Input Bias Current CMOS Amp	\$3.30
4	LTC2052	0.075	3	0.03	3	2	120	10000			1.2	2.7	7	out	SO-14/SSOP-16	ZD	Zero-Drift Op Amp 3V/5V Operation	\$3.65
4	LT6005	0.09	650	5	0.002	0.0008	88	150	325	0.012	0.001	1.6	16	yes	TSOP-16/DFN-16	VFB	1.6V, 1μA Precision RRO	\$1.75
4	LTC2052HV	0.15	3	0.03	3	2	125	10000			1.5	2.7	12	out	SO-14/SSOP-16	ZD	Zero-Drift 3V/5V/±5V Operation	\$4.55
4	LT1114	0.25	60	1.1	0.75	0.3	120	5000	14	0.008	0.4	2	40		DIP-14/SO-16	VFB	Low Power/Matching Specs/C-Load Stable	\$4.40
4	LT6012	0.3	60	0.8	0.33	0.09	107	2000	14	0.1	0.15	2.4	40	out	SO-14/SSOPN-16	VFB	Micropower/Precision/RRO	\$2.95
4	LT1882	0.5	80	0.8	1	0.35	106	1600	14	0.3	0.9	2.4	40	out	SO-14	VFB	Picoamp Input Current/Precision	\$4.85
4	LT1885	0.9	80	0.8	2	0.9	108	1600	9.5	0.05	0.9	2.4	40	out	SO-14	VFB	Picoamp Input Current/Precision	\$4.85
4	LT1674	1	375	2	0.012	0.005	90	500	185	0.01	0.002	2.1	36	yes	DIP-14/SO-14	VFB	Ultralow Power/Over-the-Top Inputs	\$3.25
4	LT1496	1	375	2	0.0027	0.001	100	500	185	0.01	0.0015	2.1	36	yes	DIP-14/SO-14	VFB	Ultralow Power/Precision/RRO	\$3.25
4	LT2179	5	100	3	0.06	0.025	93	700	49	0.01	0.018	2.2	44	ss	SO-14	VFB	Micropower Single Supply	\$6.30
4	LT6002	5	750	5	0.05	0.015	82	65	75	0.025	0.016	1.8	18	yes	SSOP-16/DFN-16	VFB	1.8V/13μA Precision RRO	\$2.00
4	LT1179	5	100	0.3	0.085	0.04	97	2500	49	0.00001	0.017	2	44	ss	DIP-14/SOW-16	VFB	Precision/Micropower/Single Supply	\$3.70
4	LT2079	8	110	3	0.2	0.07	95	1000	28	0.02	0.05	2.3	44	ss	SO-14	VFB	Micropower Single Supply	\$5.95
4	LT1079	8	100	1.8	0.2	0.07	97	1000	28	0.06	0.05	2.2	44	ss	DIP-14/SOW-16	VFB	Precision/Micropower/Single Supply	\$3.40
4	LT1491A	8	1000	4	0.18	0.06	84	1500	50	0.015	0.055	2	44	yes	DIP-14/SO-14/DFN-16	VFB	RRO/Over-the-Top	\$3.00

† Primary Sort Column
 †† Secondary Sort Column

Notes:

1. ss = Input common mode range includes negative supply rail
2. Topology: VFB = Voltage Feedback, CFA = Current Feedback, ZD = Zero Drift Amplifier, IA = Instrumentation Amplifier, JFET = JFET Input Stage, BUF = Buffer, MUX = Multiplexer
 VIDEO = Optimized for Video Applications, DIFF = Fully Differential Amplifier, SGA = Selectable Gain Difference Amplifier, CSA = Current Sense Amplifier, PGA = Programmable Gain Amplifier
3. C.F. = Contact Factory

Amps, Refs, Filters, Comps
 LOW INPUT BIAS
 Power Management
 Data Conversion
 Interface
 High Frequency
 Reference Material



SOT-23 AND DFN OP AMPS

Amps, Refs,
Filters, Comps
SOT-23 and DFN

Power
Management

Data
Conversion

Interface

High
Frequency

Reference
Material

† Amplifiers Per Package	Part Number	V _{OS} Max 25°C (µV)	TC of V _{OS} Max (µV/°C)	I _{BIAS} Max 25°C (nA)	†† GBW Typ 25°C (MHz)	Slew Rate Typ 25°C (V/µs)	E _{NOISE} Typ 25°C (nV/√Hz)	I _{OUT} Min 25°C (mA)	I _{SUPPLY} Max 25°C (mA)	Shutdown	Rail-to-Rail I/O ⁽¹⁾	V _{SUPPLY} Min (V)	V _{SUPPLY} Max (V)	Package	C-Load Stable (pF)	Type ⁽²⁾	Features	Price 1K Qty
1	LT6200-10	1000	24	40000	1600	450	0.95	60	23	yes	yes	2.5	12.6	SO-8/SOT23-6	1000	VFB	Low Noise/RRIO/High Speed/A _v >10	\$1.50
1	LT6230-10	500	3	10000	1450	320	1.1	30	3.75	yes	out	3	12.6	SOT23-6	2000	VFB	Ultralow Noise/Low Power/A _v >10	\$1.50
1	LT6200-5	1000	24	40000	800	250	0.95	60	23	yes	yes	2.5	12.6	SO-8/SOT23-6	1000	VFB	Low Noise/RRIO/High Speed/A _v >5	\$1.50
1	LT1395	10000	15		400	800	4.5	80	6.5	yes		3	12.6	SO-8/SOT23-5/SOT23-6	1000	CFA	CFA/100MHz 0.1dB Bandwidth	\$1.30
1	LT1818	1500	15	8000	400	2500	6	40	10	no		3.5	12.6	SO-8/SOT23-5	20	VFB	High Slew Rate VFB	\$0.95
1	LT6233-10	500	3	3000	375	115	1.9	40	1.25	yes	out	3	12.6	SOT23-6	1000	VFB	Low Noise/Low Power/A _v >10	\$1.90
1	LT1806	550	5	4000	325	125	3.5	35	13	yes	yes	2.5	12.6	SO-8/SOT23-6	1000	VFB	High Speed/Precision/Low Noise	\$2.10
1	LT1815	1500	15	8000	220	1500	6	50	7.8	no		4	12.6	SO-8/SOT23-5/SOT23-6	10	VFB	High SR VFB with Prog. Supply Current	\$0.88
1	LT6230	500	3	10000	215	70	1.1	30	3.75	yes	out	3	12.6	SOT23-6	1000	VFB	Ultralow Noise/Low Power/High Speed	\$1.25
1	LT6210	6000			200	700	6.5	75	8.3	no	out	3	13.2	SOT23-6	10000	CFA	Adjustable Speed and Power CFA	\$1.20
1	LT1722	400	7	300	200	70	3.8	35	4.5	no		4.6	12.6	SO-8/SOT23-5	100	VFB	Low Noise at Video Speed/Precision	\$0.88
1	LT6200	1000	24	40000	165	50	0.95	60	23	yes	yes	2.5	12.6	SO-8/SOT23-6	1000	VFB	Low Noise/RRIO/High Speed	\$2.15
1	LT1809	2500	25	8000	160	300	16	45	17	yes	yes	2.5	12.6	SO-8/SOT23-6	1000	VFB	Low Distortion/High Speed/Low Noise	\$1.75
1	LT6205	4500	18	30000	100	600	9	25	5.6	no	out	3	12.6	SOT23-5	1000	VFB	3V 100MHz Single Supply Video Amp	\$0.88
1	LT1812	1500	15	4000	100	750	8	40	3.6	yes		2.5	12.6	SO-8/SOT23-5/SOT23-6	100	VFB	High Speed/Power/Low Noise	\$0.88
1	LT6202	500	24	7000	100	25	1.9	30	3.5	no	yes	2.5	12.6	SO-8/SOT23-5	1000	VFB	Low Noise/Low Power/RRIO	\$1.45
1	LT1803	2000	35	750	83	100	21	20	3	no	yes	2.3	12.6	SO-8/SOT23-5	1000	VFB	RRIO/High Speed	\$1.30
1	LT1800	350	5	250	80	25	8.5	20	2	no	yes	2.3	12.6	SO-8/SOT23-5	1000	VFB	High Speed/Power/Precision/RRIO	\$1.30
1	LT6552	20000	12.5 Typ	50000	75	600	55	35	13.5	yes	out	3	12.6	DFN-8/SO-8	1000	VFB	Low Power Video Difference Amp	\$1.10
1	LT1994	2000	13.3 Typ	45000	70	65	3	45	18.5	yes	out	2.375	12.6	MS-8/DFN-8	25	DIFF	Low Noise/Low Distortion/Diff. In/Out	\$1.65
1	LT6233	500	3	3000	60	17	1.9	40	1.25	yes	out	3	12.6	SOT23-6	1000	VFB	Ultralow Noise/Low Power/High Speed	\$1.45
1	LT6220	350	5	150	60	20	10	20	1	no	yes	2.2	12.6	SO-8/SOT23-5	7000	VFB	Precision/Low Power/RRIO	\$1.20
1	LT1010	150000		250000	30	200	20	150	9	no		4.5	44	DIP-8/T-5/DFN-10	330000	BUF	High Power High Speed Buffer	\$2.40
1	LT1995	5000	26	600 Typ	24	1000	14	70	8.5	no		2.5	36	MS-10/DFN-10	200	SGA	Fast Diff. Amp/Integrated Resistors	\$1.89
1	LT6240	175	2.5	0.001	18	10	7	15	2.4		2.8	6		SOT-23/SO-8	200	VFB	18MHz/Low Noise/RRIO/CMOS	\$0.77
1	LTC6240HV	250	2.5	0.001	18	10	7	15	3.3		2.8	11		SOT-23/SO-8	200	VFB	18MHz/Low Noise/RRIO/CMOS	\$1.40
1	LTC6910-2	15000			13	16	9.1	9.5	3	no	yes	2.7	11	SOT23-8	50	PGA	3-Bit Gain Control/0 to 64 V/V	\$1.10
1	LTC6910-1	15000			11	16	8.6	9.5	3	no	yes	2.7	11	SOT23-8	50	PGA	3-Bit Gain Control/0 to 100 V/V	\$1.10
1	LTC6910-3	15000			11	16	10.6	9.5	3	no	yes	2.7	11	SOT23-8	50	PGA	3-Bit Gain Control/0 to 7 V/V	\$1.10
1	LT1797	1500	20	300	10	2.25	20	25	1.5	no	yes	2.1	12.6	SOT23-5	10000	VFB	RRIO/Low Noise/C-Load Stable	\$1.00
1	LTC6600-10	13000	35 Typ	85000	10		14		39	no	ss	2.7	11	SO-8/DFN-12	50	DIFF	Differential Amp and 4th Order 10MHz LP Filter	\$2.95
1	LTC2050	3	0.03	0.075	3	2		2.4	1.2	yes	out	2.7	7	SO-8/SOT23-5/SOT23-6	50	ZD	Zero-Drift Op Amp 3V/5V Operation	\$1.15
1	LTC2050HV	3	0.03	0.05	3	2		2.4	1.5	yes	out	2.7	12	SO-8/SOT23-5/SOT23-6	50	ZD	Zero-Drift 3V/5V/±5V Operation	\$1.45
1	LT1784	3500	15	500	2.5	2.1	25	20	0.75	yes	yes	2	18	SOT23-5/SOT23-6	1000	VFB	Low Power/RRIO/Shutdown	\$1.00
1	LTC6600-2.5	13000	26 Typ	35000	2.5		23		30	no	ss	2.7	11	SO-8/DFN-12	50	DIFF	Differential Amp and 4th Order 2.5MHz LP Filter	\$2.95
1	LT6013	35	0.8	0.25	1.6	0.2	9.5	8	0.165	no	out	2.7	40	DFN-8/SO-8	500	VFB	Micropower/Precision/RRIO/A _v >5	\$1.10
1	LT1783	800	5	80	1.25	0.42	20	20	0.3	yes	yes	2.2	18	SOT23-5/SOT23-6	3000	VFB	Over-the-Top/Micropower/RRIO/C-Load	\$1.10
1	LT1880	150	1.2	0.9	1.1	0.55	13	1	1.9	no	out	2.4	40	SOT23-5	1000	VFB	Picoamp Input Current/Precision	\$1.75
1	LT1637	350	3	50	1	0.35	27	15	0.25	yes	yes	1.8	44	DFN-8/DIP-8/MS-8/SO-8	2000	VFB	High Voltage/Over-the-Top/Low Power	\$1.45
1	LT1996	50	1	5	0.56	0.12	18	8	0.11	no	yes	2.7	36	MS-10/DFN-10	100	SGA	Precision/A _v =9 to 117	\$1.39
1	LT1991	50	1	5	0.56	0.12	46	8	0.11	no	yes	2.4	40	MS-10/DFN-10	100	SGA	Precision/Gain Select Range -13 to 14	\$1.39
1	LTC2054	3	0.03	0.15	0.5	0.5		1	0.175	no	out	2.7	7	SOT23-5	50	ZD	Micropower Zero-Drift 3V/5V Operation	\$1.00
1	LTC2054HV	5	0.03	0.15	0.5	0.5		1	0.21	no	out	2.7	12	SOT23-5	50	ZD	Micropower Zero-Drift ±5V Operation	\$1.25
1	LT6010	35	0.8	0.11	0.33	0.09	14	1	0.15	yes	out	2.7	40	DFN-8/SO-8	500	VFB	Micropower/Precision/RRIO	\$1.10
1	LT1782	800	5	15	0.2	0.07	50	20	0.055	yes	yes	2.2	18	SOT23-5/SOT23-6	10000	VFB	Over-the-Top/Micropower/RRIO/C-Load	\$1.10
1	LT1636	225	5	8	0.2	0.07	52	12	0.055	yes	yes	2.6	44	DFN-8/DIP-8/MS-8/SO-8	10000	VFB	Over-the-Top Micropower Op Amp	\$1.45
1	LTC6800	100	0.25	10	0.2	0.2	50	2.4	1.2	no	yes	2.7	5.5	DFN-8/MS-8	30	ZD/IA	Zero-Drift RRIO IA	\$1.55
1	LTC2053	10	0.05	10	0.2	0.2	50	2.4	1.3	no	yes	2.7	11	DFN-8/MS-8	30	ZD/IA	Zero-Drift IA	\$3.20
1	LTC6915	10	0.05	10	0.2	0.2	50	2	1.6	yes	yes	2.7	11	DFN-12/SSOP-16	30	ZD/IA	Serial or Par. PGA/A _v =0 to 4096 V/V	\$2.44
1	LT6000	750	5	5	0.05	15	75	4 Typ	0.016	no	yes	1.8	18	DFN-6	800	VFB	1.8V/13µA Precision/Rail-to-Rail	\$0.80
1	LT6100	300	3	10000	0.15	0.5		8	0.13	no	ss	4.1	48	DFN-8/MS-8		CSA	Precision/Gain Selectable Current Sense	\$1.18
1	LTC6101	450	0.22 Typ		0.02			1	0.45	No	ss	4	60	SOT23-5/MS-8		CSA	High Voltage/High-Side Current Sense	\$1.04
1	LTC6101HV	300	0.2 Typ		0.02			1 Typ	0.45	No	ss	5	100	SOT23-5/MS-8		CSA	High Voltage/High-Side Current Sense	\$1.30
1	LTC1541	1000			0.012				0.01	no	ss	2.5	12.6	MS-8/SO-8/DFN-8		REF	Micropower Amp/Comparator and Ref	\$1.50
1	LTC1542	1000			0.012	8		1.3	0.01	no	out	2.5	12.6	MS-8/SO-8/DFN-8	1000	REF	Micropower Amp/Comparator and Ref	\$1.20

† Primary Sort Column
†† Secondary Sort Column

† Amplifiers Per Package	Part Number	V _{OS} Max 25°C (μV)	TC of V _{OS} Max (μV/°C)	I _{BIAS} Max 25°C (nA)	†† GBW Typ 25°C (MHz)	Slew Rate Typ 25°C (V/μs)	E _{NOISE} Typ 25°C (nV/√Hz)	I _{OUT} Min 25°C (mA)	I _{SUPPLY} Max 25°C (mA)	Shutdown	Rail-to-Rail I/O ⁽¹⁾	V _{SUPPLY} Min (V)	V _{SUPPLY} Max (V)	Package	C-Load Stable (pF)	Type ⁽²⁾	Features	Price 1K Qty
1	LT6003	500	5	0.09	0.002	0.0008	325	2	0.001	no	yes	1.6	16	DFN-4/SOT23-5	2000	VFB	1.6V, 1μA RRIO Precision	\$0.72
2	LT1396	12000	4.6 Typ		400	800	4.5	80	6.5	no		3	12.6	DFN-8/MS-8/SO-8	1000	CFA	CFA/100MHz 0.1dB BW	\$1.95
2	LT1816	1500	15	8000	220	1500	6	50	7.8	no		2.5	12.6	DFN-8/MS-8/MS-10/SO-8	10	VFB	High SR VFB with Prog Supply Current	\$1.50
2	LT6231	350	3	10000	215	70	1.1	30	3.75	no	out	3	12.6	DFN-8/SO-8	1000	VFB	Ultralow Noise/Low Power/High Speed	\$1.95
2	LT6211	6000			200	700	6.5	75	8.3	no	out	3	13.2	DFN-10/MS-10	10000	CFA	Adjustable Speed and Power CFA	\$1.60
2	LT1739	5000	10 Typ	4000	200	600	8	500	13.5	yes		8	27	DFN-12/TSSOP-20	30	VFB	High I _{OUT} /Low Noise/High Speed	\$3.55
2	LT6201	1000	24	40000	165	50	0.95	60	23	no	yes	2.5	12.6	DFN-8/SO-8	1000	VFB	Low Noise/RRIO/High Speed	\$3.65
2	LT1813	1500	15	4000	100	750	8	40	3.6	no		2.5	12.6	MS-8/SO-8/DFN-8	100	VFB	High Speed/Power/Low Noise	\$0.99
2	LT6203	500	24	7000	100	25	1.9	30	3.5	no	yes	2.5	12.6	DFN-8/MS-8/SO-8	1000	VFB	Low Noise/Low Power/RRIO	\$2.45
2	LT1804	2000	35	750	83	100	21	20	3	no	yes	2.3	12.6	DFN-8/SO-8	1000	VFB	RRIO/High Speed	\$1.95
2	LT1801	350	5	250	80	25	8.5	20	2	no	yes	2.3	12.6	DFN-8/MS-8/SO-8	1000	VFB	High Speed/Power/Precision/RRIO	\$1.95
2	LT6221	350	5	150	60	20	10	20	1	no	yes	2.2	12.6	DFN-8/SO-8	7000	VFB	Precision/Low Power/RRIO	\$1.85
2	LT6234	350	3	3000	60	17	1.9	40	1.25	no	out	3	12.6	DFN-8/SO-8	1000	VFB	Ultralow Noise/Low Power	\$2.45
2	LT6244	100	2.5	0.075	50	35	8	25	7.4	no	out	2.8	6	DFN-8/MSOP-8	200	VFB	50MHz/Low Noise/RRIO/CMOS	\$1.65
2	LT6244HV	100	2.5	0.075	50	35	8	25	7.4	no	out	2.8	10.5	DFN-8/MSOP-8	200	VFB	50MHz/Low Noise/RRIO/CMOS	\$2.35
2	LTC6912-1	22000	1.75 Typ		30	16	15.1	35 Typ	2.75	yes	yes	2.7	10.5	DFN-12/SSOP-16	50	PGA	Dual PGA/Serial SPI/A _V =0 to 100V/V	\$2.15
2	LTC6912-2	22000	1.75 Typ		30	16	15.1	35 Typ	2.75	yes	yes	2.7	10.5	DFN-12/SSOP-16	50	PGA	Dual PGA/Serial SPI/A _V =1 to 64V/V	\$2.15
2	LTC6241	125	2.5	0.075	18	10	7	15	2.2	no	out	2.8	6	DFN-8/SO-8	200	VFB	1pA Input Bias Current CMOS Amp	\$1.25
2	LTC6241HV	175	2.5	0.075	18		7	15	2.2	no	out	2.8	11	DFN-8/SO-8	200	VFB	1pA Input Bias Current CMOS Amp	\$2.20
2	LTC6087	750	5	0.001 Typ	14	7.2	12	1	1.3	yes	yes	2.7	5.5	MS-8/DFN-10	100	VFB	Picoamp Input Current/RRIO	\$0.91
2	LTC6081	70	0.8	0.001	3.6	1	13	5	0.425	yes	yes	2.7	5.5	DFN-10/MS-8	200	VFB	Precision/RRIO/Picoamp Input Current	\$1.74
2	LTC2051	3	0.03	0.075	3	2		10 Typ	1.2	yes	out	2.7	7	DFN-8/MS-8/MS-10/SO-8	100	ZD	Zero-Drift 3V/5V Operation	\$2.00
2	LTC2051HV	3	0.03	0.15	3	2		10 Typ	1.5	yes	out	2.7	12	DFN-8/MS-8/MS-10/SO-8	100	ZD	Zero-Drift 3V/5V/±5V Operation	\$2.50
2	LT6014	60	0.8	0.4	1.6	0.2	9.5	8	0.165	no	out	2.7	40	DFN-8/SO-8	500	VFB	Micropower/Precision/RRIO/A _V >5	\$1.65
2	LTC6084	600	5	0.001 Typ	1.5	0.5	27		0.11	yes	yes	2.1	5.5	DFN-10/MS-8	200	VFB	Precision/1.5MHz/RRIO/Low Bias Current	C.F.
2	LT1638	600	6	50	1.2	0.38	20	15	0.23	no	yes	2.2	44	DFN-8/DIP-8/MS-8/SO-8	6000	VFB	High Voltage/Over-the-Top/Low Power	\$1.95
2	LTC6078	25	0.7	0.001	0.75	0.05	18	5	0.072	yes	yes	2.7	6	MS-8/DFN-10	200	VFB	Micropower/Precision/RRIO	\$1.49
2	LTC2055	3	0.03	0.15	0.5	0.5		1	0.15	no	out	2.7	7	DFN-8/MS-8	50	ZD	Micropower Zero-Drift 3V/5V Operation	\$1.60
2	LTC2055HV	5	0.03	0.15	0.5	0.5		1	0.18	no	out	2.7	12	DFN-8/MS-8	50	ZD	Micropower Zero-Drift ±5V Operation	\$2.00
2	LT6011	60	0.8	0.3	0.33	0.09	14	1	0.15	no	out	2.4	40	DFN-8/SO-8/MS-8	500	VFB	Micropower/Precision/RRIO	\$1.65
2	LT1490A	500	4	8	0.18	0.06	50	15	0.055	no	yes	2	44	DFN-8/DIP-8/MS-8/SO-8	300	VFB	RRIO/Over-the-Top	\$1.75
2	LT6001	600	5	5	0.05	0.015	75	2	0.016	yes	yes	1.8	18	MS-8/DFN-10	800	VFB	1.8V/13μA Precision RRIO	\$1.25
2	LT6004	500	5	0.09	0.002	0.0008	325	2	0.001	no	yes	1.6	16	DFN-8/MSOP-8	2000	VFB	1.6V, 1μA RRIO Precision	\$1.10
3	LT6557	40000		70000	500	2200	12	70	25	yes			7.5	SSOP-16/DFN-16		VIDEO	Single Supply Video Amp/A _V =2	\$2.50
4	LT1397	1200	4.6 Typ		400	800	4.5	80	6.5	no	no	3	12.6	DFN-14/SO-14/SSOPN-14	1000	CFA	100MHz 0.1dB BW	\$2.75
4	LT6242	150	2.5	0.075	18	10	7	15	2.2	no	out	2.8	6	DFN-16/SSOP-16	200	VFB	1pA Input Bias Current CMOS Amp	\$2.25
4	LTC6242HV	200	2.5	0.075	18	10	7	15	2.2	no	out	2.8	11	DFN-16/SSOP-16	200	VFB	1pA Input Bias Current CMOS Amp	\$3.30
4	LTC6088	750	5	0.001 Typ	14	7.2	12	1	1.3	yes	yes	2.7	5.5	SSOP-16/DFN-16	100	VFB	Picoamp Input Current/RRIO	\$1.40
4	LTC6082	70	0.8	0.001	3.6	1	13	5	0.425	yes	yes	2.7	5.5	DFN-16/SSOP-16	200	VFB	Precision/RRIO/Picoamp Input Current	\$2.97
4	LTC6085	600	5	0.001 Typ	1.5	0.5	27		0.11	yes	yes	2.1	5.5	DFN-16/SSOP-16	200	VFB	Precision/RRIO/1.5MHz/Low Bias Current	C.F.
4	LTC6079	25	1.4	0.001	0.75	0.05	18	5	0.072	no	yes	2.7	6	DFN-16/SSOP-16	200	VFB	Micropower/Precision/RRIO	\$2.53
4	LT1491A	1000	4	8	0.18	0.06	50	15	0.055	no	yes	2	44	DIP-14/SO-14/DFN-16	300	VFB	RRIO/Over-the-Top	\$3.00
4	LT6002	750	5	5	0.05	0.015	75	2	0.016	no	yes	1.8	18	SSOP-16/DFN-16	800	VFB	1.8V/13μA Precision RRIO	\$2.00
4	LT6005	500	5	0.09	0.002	0.0008	325	2	0.001	no	yes	1.6	16	DFN-16/SSOP-16	2000	VFB	1.6V, 1μA RRIO Precision	\$1.75

† Primary Sort Column
 †† Secondary Sort Column

- Notes:
 1. ss = Input common mode range includes negative supply rail
 2. Topology: VFB = Voltage Feedback, CFA = Current Feedback, ZD = Zero Drift Amplifier, IA = Instrumentation Amplifier, JFET = JFET Input Stage, BUF = Buffer, MUX = Multiplexer, VIDEO = Optimized for Video Applications, DIFF = Fully Differential Amplifier, SGA = Selectable Gain Difference Amplifier, CSA = Current Sense Amplifier, PGA = Programmable Gain Amplifier
 3. C.F. = Contact Factory

Amps, Refs, Filters, Comps
 SOT-23 and DFN
 Power Management
 Data Conversion
 Interface
 High Frequency
 Reference Material

HIGH TEMPERATURE OP AMPS (-40°C TO 125°C)

Amps, Refs, Filters, Comps
HIGH TEMPERATURE

Power Management

Data Conversion

Interface

High Frequency

Reference Material

† Amplifiers Per Package	Part Number	†† V _{OS} Max 25°C (µV)	TC of V _{OS} Max (µV/°C)	I _{BIAS} Max 25°C (nA)	GBW Typ 25°C (MHz)	Slew Rate Typ 25°C (V/µs)	A _{VOL} Typ 25°C (V/mV)	CMRR Min 25°C (dB)	E _{NOISE} Typ 25°C (nV/√Hz)	Rail-to-Rail I/O ⁽¹⁾	I _{OUT} Min 25°C (mA)	I _{SUPPLY} Max 25°C (mA)	Shutdown	V _{SUPPLY} Min (V)	V _{SUPPLY} Max (V)	Type ⁽²⁾	Package	Features	Price 1K Qty
1	LTC2050	3	0.03	0.075	3	2	10000	120		out	2.4	1.2	yes	2.7	7	ZD	SO-8/SOT23-5/SOT23-6	Zero-Drift Op Amp 3V/5V Operation	\$1.15
1	LTC2050HV	3	0.03	0.05	3	2	10000	120		out	2.4	1.5	yes	2.7	12	ZD	SO-8/SOT23-5/SOT23-6	Zero-Drift 3V/5V/±5V Operation	\$1.45
1	LTC2054	3	0.03	0.15	0.5	0.5	10000	120		out	1	0.175	no	2.7	7	ZD	SOT23-5	Micropower Zero-Drift 3V/5V Operation	\$1.00
1	LTC2054HV	5	0.03	0.15	0.5	0.5	10000	120		out	1	0.21	no	2.7	12	ZD	SOT23-5	Micropower Zero-Drift ±5V Operation	\$1.25
1	LTC1050	5	0.05	0.03	2.5	4	100000	114	90	out	6 Typ	1.5	no	4.75	18	ZD	DIP-8/DIP-14/SO-8	Zero Drift No External Capacitors	\$2.15
1	LTC6915	10	0.05	10	0.2	0.2		105	50	yes	2	1.6	yes	2.7	11	IA/ZD/PGA	DFN-12/SSOP-16	Serial or Par. PGA/A _V =0 to 4096 V/V	\$2.44
1	LTC2053	10	0.05	10	0.2	0.2		105	50	yes	2.4	1.3	no	2.7	11	ZD/IA	DFN-8/MS-8	Zero-Drift IA	\$3.20
1	LT1991	50	1	5	0.56	0.12		80	46	yes	8	0.11	no	2.4	40	SGA	MS-10/DFN-10	Precision/Gain Select Range -13 to 14	\$1.39
1	LT1787	75	2							ss	0.05 Typ	0.12	no	2.5	36	CSA	SO-8/MS-8	Precision/High Side Current Sense	\$2.05
1	LT1787HV	75	2							ss	0.05 Typ	0.12	no	2.5	60	CSA	SO-8/MS-8	Precision/Current Sense/60V V _{IN}	\$2.90
1	LTC6800	100	0.25	10	0.2	0.2		90	50	yes	2.4	1.2	no	2.7	5.5	IA	DFN-8/MS-8	Zero-Drift RRIO IA	\$1.55
1	LT1112MP	150	1.3	0.25	0.75	0.22	2500	115	14		5.5	0.4	no	2.4	40	VFB	SO-8	-55°C to 125°C Operation	\$7.78
1	LTC6240	175	2.5	0.001	18	10	1600	80	7	out	15	2.4	no	2.8	6	VFB	SOT-23/SO-8	18MHz/Low Noise/RRIO/CMOS	\$0.77
1	LTC6240HV	175	2.5	0.001	18	10	2700	83	7	out	15	3.3	no	2.8	11	VFB	SOT-23/SO-8	18MHz/Low Noise/RRIO/CMOS	\$1.40
1	LT1636	225	5	8	0.2	0.07	2000	84	52	yes	12	0.055	yes	2.6	44	VFB	DFN-8/DIP-8/MS-8/SO-8	Over-The-Top Micropower Op Amp	\$1.45
1	LT6100	300	3	10000	0.15	0.05		100		ss	8	0.13	no	4.1	48	CSA	DFN-8/MS-8	Precision/Gain Selectable Current Sense	\$1.18
1	LTC6101HV	300	0.2 Typ		0.02					ss	1 Typ	0.45	no	5	100	CSA	SOT-23-5/MS-8	High Voltage/High-Side Current Sense	\$1.30
1	LT1637	350	3	50	1	0.35	800	88	27	yes	15	0.25	yes	1.8	44	VFB	DFN-8/DIP-8/MS-8/SO-8	High Voltage/Over-the-Top/Low Power	\$1.45
1	LT1494	375	2	1	0.0027	0.001	500	100	185	yes	0.7	0.0015	no	2.1	36	VFB	DIP-8/MS-8/SO-8	Ultralow Power/Rail-to-Rail/Precision	\$1.65
1	LTC6101	450	0.22 Typ		0.02					ss	1	0.45	no	4	60	CSA	SOT-23-5/MS-8	High Voltage/High-Side Current Sense	\$1.04
1	LT1637MP	450	10	50	1	0.35	800	88	27	yes	15	0.25	no	3	44	VFB	SO-8	-55°C to 125°C Operation	\$4.58
1	LT6003	500	5	0.09	0.002	0.0008	1500	88	325	yes	2	0.001	no	1.6	16	VFB	DFN-4/SOT23-5	1.6V, 1µA Precision RRIO	\$0.72
1	LT1782	800	5	15	0.2	0.07	1500	90	50	yes	20	0.055	yes	2.2	18	VFB	SOT23-5/SOT23-6	Over-the-Top/Micropower/RRIO/C-Load	\$1.10
1	LT1783	800	5	80	1.25	0.42	1500	90	20	yes	20	0.3	yes	2.2	18	VFB	SOT23-5/SOT23-6	Over-the-Top/Micropower/RRIO/C-Load	\$1.10
1	LTC1992	2500	0.65 Typ	0.25	4	0.75	10	69	18	out	10	1	no	2.4	12	DIFF	MS-8	Fully Differential In/Out	\$1.65
1	LTC1992-1	2500	0.65 Typ	0.25	4	0.75	10	69	18	out	10	1	no	2.7	12	DIFF	MS-8	Fully Differential In/Out/ A _V =1	\$3.95
1	LTC1992-2	2500	0.65 Typ	0.25	4	0.75	10	69	18	out	10	1	no	2.7	12	DIFF	MS-8	Fully Differential In/Out/ A _V =2	\$3.95
1	LTC1992-5	2500	0.65 Typ	0.25	4	0.75	10	69	18	out	10	1	no	2.7	12	DIFF	MS-8	Fully Differential In/Out/ A _V =5	\$3.95
1	LTC1992-10	2500	0.65 Typ	0.25	4	0.75	10	69	18	out	10	1	no	2.7	12	DIFF	MS-8	Fully Differential In/Out/ A _V =10	\$3.95
1	LT1990	5200	22		0.1	0.55	70	1000	yes	6	0.18	no	2.4	36	SGA	SO-8	±250V Diff Amp and Integrated Resistors	\$1.35	
1	LTC6910-2	15000			13	16		55	9.1	yes	9.5	3	no	2.7	11	PGA	SOT23-8	3-Bit Gain Control/0 to 64 V/V	\$1.10
1	LTC6910-3	15000			11	16		55	10.6	yes	9.5	3	no	2.7	11	PGA	SOT23-8	3-Bit Gain Control/0 to 7 V/V	\$1.10
2	LTC2051	3	0.03	0.075	3	2	10000	120		out	10 Typ	1.2	yes	2.7	7	ZD	DFN-8/MS-8/MS-10/SO-8	Zero-Drift 3V/5V Operation	\$2.00
2	LTC2051HV	3	0.03	0.15	3	2	10000	125		out	10 Typ	1.5	yes	2.7	12	ZD	DFN-8/MS-8/MS-10/SO-8	Zero-Drift 3V/5V/±5V Operation	\$2.50
2	LTC2055	3	0.03	0.15	0.5	0.5	10000	120		out	1	0.15	no	2.7	7	ZD	DFN-8/MS-8	Micropower Zero-Drift 3V/5V Operation	\$1.60
2	LTC2055HV	5	0.03	0.15	0.5	0.5	10000	120		out	1	0.18	no	2.7	12	ZD	DFN-8/MS-8	Micropower Zero-Drift ±5V Operation	\$2.00
2	LTC6078	25	0.7	0.001	0.75	0.05	3162	95	18	yes	5	0.072	yes	2.7	6	VFB	MS-8/DFN-10	Micropower/Precision/RRIO	\$1.49
2	LTC6081	70	0.8	0.001	3.6	1	1000	100	13	yes	5	0.425	yes	2.7	5.5	VFB	DFN-10/MS-8	Precision/RRIO/Picoamp Input Current	\$1.74
2	LTC6244	100	2.5	0.075	50	35	2500	74	8	Out	25	7.4	no	2.8	6	VFB	DFN-8/ MS-8	Dual 50MHz/ Low Noise/ RRO/ CMOS Op Amp	\$1.65
2	LTC6241	125	2.5	0.075	18	10	1600	80	7	Out	15	2.2	no	2.8	6	VFB	DFN-8/ SO-8	1pA Input Bias Current/ RRO/ CMOS Amp	\$1.25
2	LT6241HV	175	2.5	0.075	18		1600	80	7	Out	15	2.2	no	2.8	11	VFB	DFN-8/ SO-8	1pA Input Bias Current/ RRO/ CMOS Amp	\$2.20
2	LT1112	150	1.3	0.25	0.75	0.22	2500	115	14		5.5	0.4	no	2.4	40	VFB	SO-8	-55°C to 125°C	\$7.78
2	LT1495	375	2	1	0.0027	0.001	500	100	185	yes	0.7	0.0015	no	2.1	36	VFB	DIP-8/SO-8	Ultralow Power/Rail-to-Rail/Precision	\$2.45
2	LTC6103	450	0.275 Typ								1	0.275 Typ	no	4	60		MS-8	Dual High Voltage/ High-Side Current Sense Amp	\$1.66
2	LT1490A	500	4	8	0.18	0.06	1500	84	50	yes	15	0.055	no	2	44	VFB	DFN-8/DIP-8/MS-8/SO-8	RRIO/Over-the-Top	\$1.75
2	LT6004	500	5	0.09	0.02	0.0008	150	88	325	yes	2	0.001	no	1.6	16	VFB	DFN-8/MS-8	1.6V, 1µA Precision RRIO	\$1.10
2	LTC6084	600	5	0.001 Typ	1.5	0.5	6000	70	27	yes		0.11	yes	2.1	5.5	VFB	DFN-10/MS-8	Precision/1.5MHz/RRIO/Low Bias Current	TBD
2	LT1638	600	6	50	1.2	0.38	1500	88	20	yes	15	0.23	no	2.2	44	VFB	DFN-8/DIP-8/MS-8/SO-8	High Voltage/Over-the-Top/Low Power	\$1.95
2	LTC6087	750	5	0.001 Typ	14	7.2	6000	70	12	yes	1	1.3	yes	2.7	5.5	VFB	MS-8/DFN-10	Picoamp Input Current/RRIO	\$0.91
2	LTC6911-1	22000	2.1 Typ		11	16		55	9.9	yes	35 Typ	3.15	no	2.7	10.5	PGA	MS-10	Dual/3-Bit Gain Control/0 to 100 V/V	\$2.00
2	LTC6911-2	22000	2.1 Typ		11	16			10.9	yes		3.15	no	2.7	10.5	PGA	MS-10	Dual/3-Bit gain Control/0 to 64 V/V	\$2.00
4	LTC2052	3	0.03	0.075	3	2	10000	120		out	10 Typ	1.2	no	2.7	7	ZD	SO-14/SSOP-16	Zero-Drift Op Amp 3V/5V Operation	\$3.65

† Primary Sort Column
†† Secondary Sort Column

MS-8, MS-10 = MSOP; SSOPN = Narrow SSOP; SSOPW = Wide SSOP; SOW = Wide SO



HIGH TEMPERATURE OP AMPS (-40°C TO 125°C)

† Amplifiers Per Package	Part Number	†† V _{OS} Max 25°C (μV)	TC of V _{OS} Max (μV/°C)	I _{BIAS} Max 25°C (nA)	GBW Typ 25°C (MHz)	Slew Rate Typ 25°C (V/μs)	A _{VOL} Typ 25°C (V/mV)	CMRR Min 25°C (dB)	E _{NOISE} Typ 25°C (nV/√Hz)	Rail-to-Rail I/O ⁽¹⁾	I _{OUT} Min 25°C (mA)	I _{SUPPLY} Max 25°C (mA)	Shutdown	V _{SUPPLY} Min (V)	V _{SUPPLY} Max (V)	Type ⁽²⁾	Package	Features	Price 1K Qty
4	LTC2052HV	3	0.03	0.15	3	2	10000	125		out	10 Typ	1.5	no	2.7	12	ZD	SO-14/SSOP-16	Zero-Drift 3V/5V/±5V Operation	\$4.55
4	LTC6079	25	1.4	0.001	0.75	0.05	3162	95	18	yes	5	0.072	no	2.7	6	VFB	DFN-16/SSOP-16	Micropower/Precision/RRIO	\$2.53
4	LTC6082	70	0.8	0.001	3.6	1	1000	100	13	yes	5	0.425	yes	2.7	5.5	VFB	DFN-16/SSOP-16	Precision/RRIO/Picoamp Input Current	\$2.97
4	LTC6242	150	2.5	0.075	18	10	1600	80	7	Out	15	2.2	no	2.8	6	VFB	DFN-16/SSOP-16	1pA Input Bias Current CMOS Amp	\$2.25
4	LTC6242HV	200	2.5	0.075	18	10	1600	80	7	out	15	2.2	no	2.8	11	VFB	DFN-16/SSOP-16	1pA Input Bias Current CMOS Amp	\$3.30
4	LT1496	375	2	1	0.0027	0.001	500	100	185	yes	0.7	0.0015	no	2.1	36	VFB	DIP-14/SO-14	Ultralow Power/Precision/RRIO	\$3.25
4	LTC6085	600	5	0.001 Typ	1.5	0.5	6000	70	27	yes		0.11	no	2.1	5.5	VFB	DFN-16/SSOP-16	Precision/1.5MHz/RRIO/Low Bias Current	TBD
4	LT1639	600	6	50	1.075	0.38	1500	88	20	yes	15	0.23	no	2.2	44	VFB	DIP-14/SO-14	High Voltage/Over-the-Top/Low Power	\$3.30
4	LT6005	650	5	0.09	0.02	0.0008	150	115	325	yes	2	0.001	no	1.6	16	VFB	SSOP-16/DFN-16	1.6V, 1μA Precision RRIO	\$1.75
4	LTC6088	750	5	0.001 Typ	14	7.2	6000	70	12	yes	1	1.3	yes	2.7	5.5	VFB	SSOP-16/DFN-16	Picoamp Input Current/RRIO	\$1.40
4	LT1491A	1000	4	8	0.18	0.06	1500	84	50	yes	15	0.055	no	2	44	VFB	DIP-14/SO-14/DFN-16	RRIO/Over-the-Top	\$3.00
4	LT1397	10000	15		400	800		42	4.5		80	6.5	no	3	12.6	CFA	DFN-14/SO-14/SSOPN-16	Quad CFA/ 100MHz 0.1dB BW	\$1.95

† Primary Sort Column
 †† Secondary Sort Column

Notes:

1. ss = Input common mode range includes negative supply rail
2. Topology: VFB = Voltage Feedback, CFA = Current Feedback, ZD = Zero Drift Amplifier, IA = Instrumentation Amplifier, JFET = JFET Input Stage, BUF = Buffer, MUX = Multiplexer, VIDEO = Optimized for Video Applications, DIFF = Fully Differential Amplifier, SGA = Selectable Gain Difference Amplifier, CSA = Current Sense Amplifier, PGA = Programmable Gain Amplifier

HIGH OUTPUT DRIVE OP AMPS

† Amplifiers Per Package	Part Number	†† I _{OUT} Min 25°C (mA)	††† GBW Typ 25°C (MHz)	Slew Rate Typ 25°C (V/μs)	E _{NOISE} Typ 25°C (nV/√Hz)	Settle Time to 0.1% Typ 25°C (ms)	I _{SUPPLY} Max 25°C (mA)	Shutdown	V _{SUPPLY} Min (V)	V _{SUPPLY} Max (V)	Rail-to-Rail I/O ⁽¹⁾	Package	C-Load Stable (pF)	Type ⁽²⁾	Av Min Stable Typ 25°C (V/V)	Features	Price 1K Qty
1	LT1210	1100	66	900	3		50	yes	8	36		DDPAK-7/SO-16/T0-220	10000	CFA	1	1A Output Current	\$6.40
1	LT1970	500	3.6	1.6	15	8000	13	no	5	36		TSSOP-20	10000	VFB	1	Power Amp/Adj. Current Limit	\$4.95
1	LT1206	250	66	900	3.6		30	yes	10	36		DDPAK-7/DIP-8/SO-8/T0-220	10000	CFA	1	High I _{OUT} /Adj. Supply Current/C-Load	\$3.40
1	LT1010	150	30	200	20		9	no	4.5	44		DIP-8/T-5/DFN-10	330000	BUF	1	High Power High Speed Buffer	\$2.40
1	LT1395	80	400	800	4.5	25	6.5	yes	3	12.6		SO-8/SOT23-5/SOT23-6	1000	CFA	1	CFA/100MHz 0.1dB Bandwidth	\$1.30
1	LT6210	75	200	700	6.5	20	8.3	no	3	13.2	out	SOT23-6	10000	CFA	1	Adjustable Speed and Power CFA	\$1.20
1	LT1995	70	24	1000	14	100	8.5	no	2.5	36		MS-10/DFN-10	200	SGA	1	Fast Diff. Amp/Integrated Resistors	\$1.89
1	LT1194	64	350	500	15	200	40	no	4	18		DIP-8/SO-8	50	VIDEO	10	Amplitude Limiting Control	\$2.90
1	LT1193	64	80	500	50	180	40	yes	4	18		DIP-8/SO-8	30	VIDEO	2	63dB AC CMRR at 1MHz	\$2.90
1	LT6200-10	60	1600	450	0.95		23	yes	2.5	12.6	yes	SO-8/SOT23-6	1000	VFB	10	Low Noise/RRIO/High Speed/A _v >10	\$1.50
1	LT6200-5	60	800	250	0.95		23	yes	2.5	12.6	yes	SO-8/SOT23-6	1000	VFB	5	Low Noise/RRIO/High Speed/A _v >5	\$1.50
1	LT6200	60	165	50	0.95	140	23	yes	2.5	12.6	yes	SO-8/SOT23-6	1000	VFB	1	Low Noise/RRIO/High Speed	\$2.15
1	LT1192	50	350	450	9	90	38	yes	4	18		DIP-8/SO-8	50	VFB	5	±5V Supply Color Video	\$1.70
1	LT1675-1	50	250	1100			14	yes	5.2	12.6		MS-8/SO-8	5	VIDEO	2	Pixel-Rate Select/A _v =2/Cable Driver	\$1.95
1	LT1815	50	220	1500	6	15	7.8	no	4	12.6		SO-8/SOT23-5/SOT23-6	10	VFB	1	High SR VFB with Prog. Supply Current	\$0.88
1	LT1223	50	100	1000	33	75	10	yes	5	36		SO-8/DIP-8	1800	CFA	1	High Slew Rate/High I _{OUT}	\$2.85
1	LT1191	50	90	450	25	110	38	yes	4	18		DIP-8/SO-8	30	VFB	1	±5V Supply Color Video	\$1.70
1	LT1363	50	70	1000	9	50	7.5	no	3	36		SO-8/DIP-8	All	VFB	1	High Speed/Precision/C-Load	\$2.40
1	LT1190	50	50	450	50	140	38	yes	4	18		DIP-8/SO-8	10	VFB	1	±5V Supply Color Video	\$1.70
1	LT1217	50	10	500	6.5	280	2	yes	10	36		DIP-8/SO-8	5000	CFA	1	Low Power CFA	\$3.20
2	LT1739	500	200	600	8		13.5	Yes	8	27		DFN-12/TSSOP-20	30	VFB	10	High I _{OUT} / Low Noise/ High Speed	\$3.55
2	LT1794	500	200	600	8		13.5	yes	8	36		SOW-20/TSSOP-20	30	VFB	10	High I _{OUT} /Low Noise/High Speed	\$4.95
2	LT6300	500	200	600	8		13.5	yes	8	27		SSOP-16	30	VFB	10	High I _{OUT} Driver	\$2.85
2	LT1795	500	65	900	3.6		34	yes	10	36		SOW-20/TSSOP-20	1000	CFA	1	High I _{OUT} /High Speed	\$4.95
2	LT1207	250	66	900	3.6		30	yes	10	36		SO-16	10000	CFA	1	High Current/Prog. Supply/C-Load	\$6.90
2	LT1969	200	700	200	6	50	8.25	no	4	13.2		MS-10	1000	VFB	10	High Output Current/A _v >10	\$2.95
2	LT1886	200	700	200	6	50	8.25	no	4	13.2		SO-8	1000	VFB	10	High Output Current/A _v >10	\$2.80

† Primary Sort Column
 †† Secondary Sort Column
 ††† Tertiary Sort Column



MS-8, MS-10 = MSOP; SSOPN = Narrow SSOP; SSOPW = Wide SSOP; SOW = Wide SO

Amps, Refs, Filters, Comps
 HIGH TEMPERATURE: HIGH IOUT
 Power Management
 Data Conversion
 Interface
 High Frequency
 Reference Material

HIGH OUTPUT DRIVE OP AMPS

Amps, Refs, Filters, Comps

Power Management

Data Conversion

Interface

High Frequency

Reference Material

† Amplifiers Per Package	Part Number	†† I _{OUT} Min 25°C (mA)	††† GBW Typ 25°C (MHz)	Slew Rate Typ 25°C (V/μs)	E _{NOISE} Typ 25°C (nV/√Hz)	Settle Time to 0.1%		I _{SUPPLY} Max 25°C (mA)	Shutdown	V _{SUPPLY} Min (V)	V _{SUPPLY} Max (V)	Rail-to-Rail I/O ⁽¹⁾	Package	C-Load Stable (pF)	Type ⁽²⁾	Av Min Stable Typ 25°C (V/V)	Features	Price 1K Qty
						Typ 25°C (ns)	Max 25°C (ns)											
2	LT1497	125	59	900	3	50	7	no	4	36			SO-8/SO-16	2000	CFA	1	125mA Output CFA	\$3.35
2	LT1396	80	400	800	4.5	25	6.5	no	3	12.6			DFN-8/MS-8/SO-8	1000	CFA	1	CFA/100MHz 0.1dB BW	\$1.95
2	LT1398	80	300	800	4.5	25	6.5	yes	3	12.6			SO-16	1000	CFA	1	0.1dB Gain Flatness to 150MHz	\$2.25
2	LT6211	75	200	700	6.5	20	8.3	no	3	13.2	out		DFN-10/MS-10	10000	CFA	1	Adjustable Speed and Power CFA	\$1.60
2	LT6201	60	165	50	0.95	140	23	no	2.5	12.6	yes		DFN-8/SO-8	1000	VFB	1	Low Noise/RRIO/High Speed	\$3.65
2	LT6411	50	650	3300	8	6	22	yes	4.5	12.6			QFN-16	12	CFA	1	650MHz Differential ADC Driver/Selectable Gain	\$2.39
2	LT1816	50	220	1500	6	15	7.8	no	2.5	12.6			DFN-8/MS-8/MS-10/SO-8	10	VFB	1	High SR VFB with Prog Supply Current	\$1.50
2	LT1364	50	70	1000	9	60	7.2	no	3	36			SO-8/DIP-8	All	VFB	1	High Speed/Precision/C-Load	\$3.70
3	LT1399	80	300	800	4.5	25	6.5	yes	3	12.6			SSOPN-16/SO-16	1000	CFA	1	0.1dB Gain Flatness to 150MHz	\$2.45
3	LT1399HV	80	300	800	4.5	25	7	yes	3	15.5			SO-16	1000	CFA	1	0.1dB Gain Flatness to 150MHz	\$3.05
3	LT6559	80 Typ	300	500	4.5	25	6.1	yes	4	12			QFN-16	1000	VIDEO	1	Low Cost 5V/±5V 300MHz Triple Video Amp	\$0.95
3	LT6557	70	500	2200	12	7	25	yes		7.5			SSOP-16/DFN-16		VIDEO	2	Single Supply Triple Video Amp/A _V =2	\$2.50
3	LT6558	60	550	2200	20	7	24	yes		7.5			SSOP-16/DFN-16		VIDEO	1	Single Supply Triple Video Amp/A _V =1	\$2.50
3	LT6556	50	750	2100	11	6.5	13	yes	4.5	12.6			SSOP-24/QFN-24	10	VIDEO	1	Triple 2:1 Video Multiplexer/A _V =1	\$2.75
3	LT6553	50	650	2500	9	6	11	no	4	13.2			SSOP-16	10	VIDEO	2	High Speed Video Amp/A _V =2	\$2.50
3	LT6554	50	650	2500	20	6	10	yes	4	13.2			SSOP-16	12	VIDEO	1	High Speed CFA Video Buffer	\$2.50
3	LT6555	50	650	2200	9	6.5	12	yes	4.5	12.6			SSOP-24/QFN-24	10	VIDEO	2	Triple 2:1 Video Multiplexer/A _V =2	\$2.75
3	LT1675	50	250	1100			14	yes	5.2	12.6			SSOPN-16	5	VIDEO	2	RGB Pixel-Rate Select/A _V =2/Cable Driver	\$1.95
4	LT6301	500	200	600	8		13.5	yes	8	27			TSSOP-28	30	VFB	10	High I _{OUT} Driver	\$6.20
4	LT1397	80	400	800	4.5	25	6.5	no	3	12.6			DFN-14/SO-14/SSOPN-16	1000	CFA	1	CFA/100MHz 0.1dB BW	\$2.75
4	LT1817	50	220	1500	6	15	7	no	2.5	12.6			SO-14/SSOPN-16	10	VFB	1	High Slew Rate VFB	\$2.05
4	LT1365	50	70	1000	9	50	7.2	no	3	36			DIP-14/SO-16	All	VFB	1	High Speed/Precision/C-Load	\$6.45

† Primary Sort Column
 †† Secondary Sort Column
 ††† Tertiary Sort Column

Notes:
 1. ss = Input common mode range includes negative supply rail
 2. Topology: VFB = Voltage Feedback, CFA = Current Feedback, ZD = Zero Drift Amplifier, IA = Instrumentation Amplifier, JFET = JFET Input Stage, BUF = Buffer, MUX = Multiplexer, VIDEO = Optimized for Video Applications, DIFF = Fully Differential Amplifier, SGA = Selectable Gain Difference Amplifier, CSA = Current Sense Amplifier, PGA = Programmable Gain Amplifier

C-Load OP AMPS

† Amplifiers Per Package	Part Number	†† C-Load Stable (pF)	A _{VOL} Typ 25°C (V/mV)	V _{OS} Max 25°C (μV)	I _{BIAS} Max 25°C (nA)	††† GBW Typ 25°C (MHz)	Slew Rate Typ 25°C (V/μs)	E _{NOISE} Typ 25°C (nV/√Hz)	I _{OUT} Min 25°C (mA)	I _{SUPPLY} Max 25°C (mA)	V _{SUPPLY} Min (V)	V _{SUPPLY} Max (V)	Rail-to-Rail I/O ⁽¹⁾	Package	Type ⁽²⁾	Features	Price 1K Qty
1	LT1363	All	9	1500	2000	70	1000	9	50	7.5	3	36		SO-8/DIP-8	VFB	High Speed/Precision/C-Load	\$2.40
1	LT1360	All	9	1000	1000	50	800	9	26	4.8	3	36		SO-8/DIP-8	VFB	High Speed/Precision/C-Load	\$2.20
1	LT1357	All	65	600	500	25	600	8	24	2.5	5	36		SO-8/DIP-8	VFB	High Speed/Precision/C-Load	\$2.45
1	LT1354	All	36	800	300	12	400	10	30	1.25	5	36		SO-8/DIP-8	VFB	High Speed/Precision/C-Load	\$2.30
1	LT1351	All	80	600	50	3	200	14	30	0.33	5	36		SO-8/MS-8/DIP-8	VFB	High Speed/Precision/C-Load	\$2.45
1	LTC1152	All	130	10	0.1	0.7	0.5	130	35 Typ	3	3	14	yes	DIP-8/SO-8	ZD	Zero Drift C-Load Stable with Ext. RC	\$3.15
1	LT1010	330000	1000	150000	250000	30	200	20	150	9	4.5	44		DIP-8/T-5/DFN-10	BUF	High Power High Speed Buffer	\$2.40
1	LT1220	100000		1000	300	45	250	17	24	10.5	5	36		SO-8/DIP-8	VFB	Fast Setting Time and C-Load Op Amp	\$3.40
1	LT1219	100000	1000	90	70	0.15	0.05	33	5	0.42	2	36	yes	SO-8/DIP-8	VFB	Low V _{OS} Across Entire R-R Input Range	\$4.75
1	LT1219L	100000	1000	90	70	0.15	0.05	33	5	0.42	2	16	yes	SO-8/DIP-8	VFB	Low V _{OS} Across Entire R-R Input Range	\$2.90
1	LT1102	50000		600	0.04	3.5	30	19	6	5	18	40		DIP-8	IA	JFET Input IA/Gain of 10 or 100	\$4.75
1	LT1101	30000		160	8	0.37	0.1	43	5.5	0.13	1.8	44		DIP-8/SOW-16	IA	Micropower Single Supply IA/A _V =10 or 100	\$4.75
1	LT1001	20000	800	25	2	0.8	0.25	9.6	12	2.5	6	44		DIP-8/SO-8	VFB	General Purpose/High Precision	\$1.65
1	LT6210	10000		6000		200	700	6.5	75	8.3	3	13.2	out	SOT23-6	CFA	Adjustable Speed and Power CFA	\$1.20
1	LT1210	10000		15000		66	900	3	1100	50	8	36		DDPAK-7/SO-16/TO-220	CFA	1A Output Current	\$6.40
1	LT1206	10000		10000		66	900	3.6	250	30	10	36		DDPAK-7/DIP-8/SO-8/TO-220	CFA	High I _{OUT} /Adj. Supply Current/C-Load	\$3.40

† Primary Sort Column
 †† Secondary Sort Column
 ††† Tertiary Sort Column

MS-8, MS-10 = MSOP; SSOPN = Narrow SSOP; SSOPW = Wide SSOP; SOW = Wide SO



† Amplifiers Per Package	Part Number	†† C-Load Stable (pF)	A _{VOL} Typ 25°C (V/mV)	V _{OS} Max 25°C (μV)	I _{BIAS} Max 25°C (nA)	††† GBW Typ 25°C (MHz)	Slew Rate Typ 25°C (V/μs)	E _{NOISE} Typ 25°C (nV/√Hz)	I _{OUT} Min 25°C (mA)	I _{SUPPLY} Max 25°C (mA)	V _{SUPPLY} Min (V)	V _{SUPPLY} Max (V)	Rail-to-Rail I/O ⁽¹⁾	Package	Type ⁽²⁾	Features	Price 1K Qty
1	LT1797	10000	1000	1500	300	10	2.25	20	25	1.5	2.1	12.6	yes	SOT23-5	VFB	RRIO/Low Noise/C-Load Stable	\$1.00
1	LT1792	10000	4800	600	0.8	5.6	3.4	4.2	12	5.2	10	40		DIP-8/SO-8	JFET	FET Input/Low Distortion/Precision	\$2.25
1	LT1793	10000	4500	800	0.01	4.2	3.4	6	12	5.2	10	40		DIP-8/SO-8	JFET	FET Input/Precision/Low Distortion	\$2.25
1	LTC1992	10000	10	2500	0.25	4	0.75	18	10	1	2.4	12	out	MS-8	DIFF	Fully Differential In/Out	\$1.65
1	LTC1992-1	10000		2500	0.25	4	0.75	45	10	1	2.7	12	out	MS-8	DIFF	Fully Differential In/Out/ A _v =1	\$3.95
1	LTC1992-2	10000		2500	0.25	4	0.75	45	10	1	2.7	12	out	MS-8	DIFF	Fully Differential In/Out/ A _v =2	\$3.95
1	LTC1992-5	10000		2500	0.25	4	0.75	45	10	1	2.7	12	out	MS-8	DIFF	Fully Differential In/Out/ A _v =5	\$3.95
1	LTC1992-10	10000		2500	0.25	4	0.75	45	10	1	2.7	12	out	MS-8	DIFF	Fully Differential In/Out/ A _v =10	\$3.95
1	LT1970	10000	150	600	600	3.6	1.6	15	500	13	5	36		TSSOP-20	VFB	Power Amp/Adj. Current Limit	\$4.95
1	LT1097	10000	2500	50	0.25	0.7	0.2	14	5.75	0.56	2	40		DIP-8/SO-8	VFB	Low Cost/C-Load Stable	\$1.75
1	LT1636	10000	2000	225	8	0.2	0.07	52	12	0.055	2.6	44	yes	DFN-8/DIP-8/MS-8/SO-8	VFB	Over-the-Top Micropower Op Amp	\$1.45
1	LT1782	10000	1500	800	15	0.2	0.07	50	20	0.055	2.2	18	yes	SOT23-5/SOT23-6	VFB	Over-the-Top/Micropower/RRIO/C-Load	\$1.10
1	LT1672	10000	500	375	1	0.012	0.005	185	0.7	0.002	2.1	36	yes	DIP-8/MS-8/SO-8	VFB	Ultralow Power/Over-the-Top Inputs	\$1.65
1	LT1494	8000	500	375	1	0.0027	0.001	185	0.7	0.0015	2.1	36	yes	DIP-8/MS-8/SO-8	VFB	Ultralow Power/Rail-to-Rail/Precision	\$1.65
1	LT6220	7000	100	350	150	60	20	10	20	1	2.2	12.6	yes	SO-8/SOT23-5	VFB	Precision/Low Power/RRIO	\$1.20
1	LT1217	5000	177	3000		10	500	6.5	50	2	10	36		DIP-8/SO-8	CFA	Low Power CFA	\$3.20
1	LT1204	4000		14000		95	1000	7	35	24	9	36		DIP-16/SOW-16	VIDEO	4:1 MUX w/CFA Bootstrapped Resistors	\$4.80
1	LT1115	4000	20000	200	380	70	15	0.9	18.3	11.5	8	44		DIP-8/SO-16	VFB	Low Noise/Ultralow Distortion	\$2.90
1	LT1783	3000	1500	800	80	1.25	0.42	20	20	0.3	2.2	18	yes	SOT23-5/SOT23-6	VFB	Over-the-Top/Micropower/RRIO/C-Load	\$1.10
1	LT1990	3000		5200		0.1	0.55	1000	6	0.18	2.4	36	yes	SO-8	SGA	±250V Diff Amp and Integrated Resistors	\$1.35
1	LT6230-10	2000	260	500	10000	1450	320	1.1	30	3.75	3	12.6	out	SOT23-6	VFB	Ultralow Noise/Low Power/A _v >10	\$1.50
1	LT1227	2000		10000		140	1100	3.2	30	15	4	36		DIP-8/SO-8	CFA	High Voltage CFA	\$2.40
1	LT1228	2000		5000	1000	100	500	20	30	15	4	36		DIP-8/SO-8	CFA	CFA with Gain Control	\$3.75
1	LT1637	2000	800	350	50	1	0.35	27	15	0.25	1.8	44	yes	DFN-8/DIP-8/MS-8/SO-8	VFB	High Voltage/Over-the-Top/Low Power	\$1.45
1	LT1789-10	2000		160	40	0.025	0.026	52	2.2	0.095	2.2	36	out	SO-8	IA	Micropower/Precision IA/A _v >10	\$3.20
1	LT1223	1800	5000	3000		100	1000	33	50	10	5	36		SO-8/DIP-8	CFA	High Slew Rate/High I _{OUT}	\$2.85
1	LT1077	1500	1000	40	9	0.23	0.08	27	5.5	0.06	2.2	44	ss	DIP-8/SO-8	VFB	High Precision Micropower Single Supply	\$1.60
1	LT6200-10	1000	200	1000	40000	1600	450	0.95	60	23	2.5	12.6	yes	SO-8/SOT23-6	VFB	Low Noise/RRIO/High Speed/A _v >10	\$1.50
1	LT1226	1000	150	1000	8000	1000	400	2.6	24	9	5	36		SO-8/DIP-8	VFB	Low Noise/High Speed/High Gain	\$2.85
1	LT6200-5	1000	200	1000	40000	800	250	0.95	60	23	2.5	12.6	yes	SO-8/SOT23-6	VFB	Low Noise/RRIO/High Speed/A _v >5	\$1.50
1	LT1222	1000	200	300	300	500	200	3	24	10.5	5	36		SO-8/DIP-8	VFB	Fast Settling Time/High Speed/Gain>10	\$3.40
1	LT1395	1000		10000		400	800	4.5	80	6.5	3	12.6		SO-8/SOT23-5/SOT23-6	CFA	CFA/100MHz 0.1dB Bandwidth	\$1.30
1	LT6233-10	1000	180	500	3000	375	115	1.9	40	1.25	3	12.6	out	SOT23-6	VFB	Low Noise/Low Power/A _v >10	\$1.90
1	LT1806	1000	220	550	4000	325	125	3.5	35	13	2.5	12.6	yes	SO-8/SOT23-6	VFB	High Speed/Precision/Low Noise	\$2.10
1	LT6230	1000	260	500	10000	215	70	1.1	30	3.75	3	12.6	out	SOT23-6	VFB	Ultralow Noise/Low Power/High Speed	\$1.25
1	LT6200	1000	200	1000	40000	165	50	0.95	60	23	2.5	12.6	yes	SO-8/SOT23-6	VFB	Low Noise/RRIO/High Speed	\$2.15
1	LT1809	1000	80	2500	8000	160	300	16	45	17	2.5	12.6	yes	SO-8/SOT23-6	VFB	Low Distortion/High Speed/Low Noise	\$1.75
1	LT1225	1000	20	1000	8000	150	400	7.5	24	9	5	36		SO-8/DIP-8	VFB	Full Power Bandwidth 13MHz at ±5V	\$2.85
1	LT1221	1000	100	1000	300	150	250	6	24	10.5	5	36		SO-8/DIP-8	VFB	Low Noise/High Speed/High Gain	\$3.30
1	LT6202	1000	200	500	7000	100	25	1.9	30	3.5	2.5	12.6	yes	SO-8/SOT23-5	VFB	Low Noise/Low Power/RRIO	\$1.45
1	LT6205	1000	133	4500	30000	100	600	9	25	5.6	3	12.6	out	SOT23-5	VFB	3V 100MHz Single Supply Video Amp	\$0.88
1	LT1803	1000	60	2000	750	83	100	21	20	3	2.3	12.6	yes	SO-8/SOT23-5	VFB	RRIO/High Speed	\$1.30
1	LT1800	1000	85	350	250	80	25	8.5	20	2	2.3	12.6	yes	SO-8/SOT23-5	VFB	High Speed/Power/Precision/RRIO	\$1.30
1	LT6552	1000		20000	50000	75	600	55	35	13.5	3	12.6	out	DFN-8/SO-8	VFB	Low Power Video Difference Amp	\$1.10
1	LT6233	1000	180	500	3000	60	17	1.9	40	1.25	3	12.6	out	SOT23-6	VFB	Ultralow Noise/Low Power/High Speed	\$1.45
1	LT1224	1000		2000	8000	45	400	22	24	9	5	36		SO-8/DIP-8	VFB	10V Peak Full Power BW to 6.4MHz	\$2.85
1	LT1677	1000	19000	60	20	7.2	2.5	3.2	25	3.5	2.5	44	yes	DIP-8/SO-8	VFB	High Loop Gain/Low Noise/RRIO	\$2.15
1	LT1784	1000	1000	3500	500	2.5	2.1	25	20	0.75	2	18	yes	SOT23-5/SOT23-6	VFB	Low Power/RRIO/Shutdown	\$1.00
1	LT1880	1000	1600	150	0.9	1.1	0.55	13	1	1.9	2.4	40	out	SOT23-5	VFB	Picoamp Input Current/Precision	\$1.75
1	LT1012	1000	2000	25	0.1	1	0.2	14	1.3	0.5	2.4	40		DIP-8/SO-8	VFB	Low V _{OS} Stable with any C-Load	\$1.60
1	LT1167	1000		40	0.35	1	1.2	7.5	20	1.3	4.6	40		DIP-8/SO-8	IA	Precision/Low Bias Current IA	\$3.20
1	LT1920	1000		125	2	0.8	1.2	7.5	20	1.3	4.6	40		DIP-8/SO-8	IA	Resistor Programmable IA	\$3.05

† Primary Sort Column
 †† Secondary Sort Column
 ††† Tertiary Sort Column



MS-8, MS-10 = MSOP; SSOPN = Narrow SSOP; SSOPW = Wide SSOP; SOW = Wide SO

Amps, Refs, Filters, Comps
 C-Load
 Power Management
 Data Conversion
 Interface
 High Frequency
 Reference Material

C-Load OP AMPS

Amps, Refs, Filters, Comps
C-Load
Power Management
Data Conversion
Interface
High Frequency
Reference Material

† Amplifiers Per Package	Part Number	†† C-Load Stable (pF)	A _{VOL} Typ 25°C (V/mV)	V _{OS} Max 25°C (μV)	I _{BIAS} Max 25°C (nA)	††† GBW Typ 25°C (MHz)	Slew Rate Typ 25°C (V/μs)	E _{NOISE} Typ 25°C (nV/√Hz)	I _{OUT} Min 25°C (mA)	I _{SUPPLY} Max 25°C (mA)	V _{SUPPLY} Min (V)	V _{SUPPLY} Max (V)	Rail-to-Rail I/O ⁽¹⁾	Package	Type ⁽²⁾	Features	Price 1K Qty
1	LT1168	1000		40	0.25	0.4	0.5	10	20	0.53	4.6	40		DIP-8/SO-8	IA	Precision IA/Low Bias Current/Low Power	\$3.70
1	LT1218	1000	1000	90	70	0.3	0.1	33	5	0.42	2	36	yes	SO-8/DIP-8	VFB	Low V _{OS} Across Entire R-R Input Range	\$4.75
1	LT1218L	1000	1000	90	70	0.3	0.1	33	5	0.42	2	16	yes	SO-8/DIP-8	VFB	Low V _{OS} Across Entire R-R Input Range	\$2.90
1	LT1635	1000	450	1300	4.5	0.175	0.045	50	20	0.2	1.1	14	out	DIP-8/SO-8	VFB	Op-Amp and Reference/LM10 Pinout	\$1.75
1	LT1542	1000	1000	1000		0.012	8		1.3	0.01	2.5	12.6	out	MS-8/SO-8/DFN-8	REF	Micropower Amp/Comparator and Ref	\$1.20
1	LT6003	900	150	500	0.009	0.002	0.0008	325	2	1	1.6	16	yes	DFN-4/SOT23-5	VFB	1.6V, 1μA Precision RRIO	\$0.72
1	LT1008	600	2000	120	0.1	1	0.2	14	1.3	0.6	4	40		DIP-8/SO-8	VFB	Low Bias Current/External Compensation	\$2.95
1	LT1789-1	600		100	40	0.06	0.026	48	2.2	0.095	2.2	36	out	SO-8	IA	Micropower/Precision IA/Single Supply	\$3.20
1	LT1128	500	30000	40	90	20	6	0.85	18.3	9.5	8	44		DIP-8/SO-8	VFB	Lowest Noise High Speed	\$4.75
1	LT1122	500	500	600	0.075	14	80	14	19.1	10	20	40		DIP-8/SO-8	JFET	Setting Guaranteed to 0.01%/FET Input	\$2.45
1	LT6013	500	2000	35	0.25	1.6	0.2	9.5	8	0.165	2.7	40	out	DFN-8/SO-8	VFB	Micropower/Precision/RRIO/A _V >5	\$1.10
1	LT6010	500	2000	35	0.11	0.33	0.09	14	1	0.15	2.7	40	out	DFN-8/SO-8	VFB	Micropower/Precision/RRIO	\$1.10
2	LT1112	All	5000	60	0.25	0.75	0.3	14	5.5	0.4	2	40		DIP-8/SO-8	VFB	Low Power/Matching Specs/C-Load Stable	\$2.35
2	LT1364	All	9	1500	1000	70	1000	9	50	7.2	3	36		SO-8/DIP-8	VFB	High Speed/Precision/C-Load	\$3.70
2	LT1361	All	9	1000	1000	50	800	9	26	4.8	5	36		SO-8/DIP-8	VFB	High Speed/Precision/C-Load	\$3.40
2	LT1208	All	7	3000	8000	45	400	22	24	9	8	36		DIP-8/SO-8	VFB	Fast C-Load	\$4.25
2	LT1358	All	65	600	500	25	600	8	24	2.5	5	36		SO-8/DIP-8	VFB	High Speed/Precision/C-Load	\$3.90
2	LT1355	All	13.4	800	300	12	400	10	25	1.25	5	36		SO-8/DIP-8	VFB	High Speed/Precision/C-Load	\$3.80
2	LT1352	All	80	600	50	3	200	14	30	0.33	5	36		SO-8	VFB	High Speed/Precision/C-Load	\$3.80
2	LT1368	100000	2000	475	35	0.16	0.065	29	30	0.52	2	36	yes	DIP-8/SO-8	VFB	Stable with 100nF C-Load	\$3.45
2	LT1498	30000	3800	475	650	10.5	4.5	12	12.5	2.2	2.2	36	yes	DIP-8/SO-8	VFB	Stable with Large C-Load	\$2.96
2	LT1002	20000	800	60	3	0.8	0.25	9.6	12	2.5	6	44		DIP-14	VFB	High CMRR and PSRR	\$2.85
2	LT6211	10000		6000		200	700	6.5	75	8.3	3	13.2	out	DFN-10/MS-10	CFA	Adjustable Speed and Power CFA	\$1.60
2	LT1207	10000		10000		66	900	3.6	250	30	10	36		SO-16	CFA	High Current/Prog. Supply/C-Load	\$6.90
2	LT1113	10000	4800	1500	0.45	5.6	3.9	4.5	12	6.25	9	40		DIP-8/SO-8	JFET	Low Noise and Low Offset/JFET Input	\$3.15
2	LT1457	10000	350	450	0.05	1	4	13	6	3	9	40		DIP-8/SO-8	JFET	JFET With Excellent C-Load Stability	\$2.35
2	LT1673	10000	500	375	1	0.012	0.005	185	0.7	0.002	2.1	36	yes	DIP-8/SO-8	VFB	Ultralow Power/Over-the-Top Inputs	\$2.45
2	LT1211	8000	560	150	100	13	7	12	20	1.8	2.5	36	ss	DIP-8/SO-8	VFB	Precision/Single Supply/Wide V _{SUPPLY}	\$2.85
2	LT1057	8000	350	450	0.05	5	14	13	20 Typ	2.5	8	40		DIP-8/SO-8/SOW-16	JFET	High Speed JFET Input	\$2.45
2	LT6221	7000	100	350	150	60	20	10	20	1	2.2	12.6	yes	DFN-8/SO-8	VFB	Precision/Low Power/RRIO	\$1.85
2	LT1638	6000	1500	600	50	1.2	0.38	20	15	0.23	2.2	44	yes	DFN-8/DIP-8/MS-8/SO-8	VFB	High Voltage/Over-the-Top/Low Power	\$1.95
2	LT1178	2500	2500	70	5	0.085	0.04	49	5.5	0.017	2	44	ss	DIP-8/SO-8/SOW-16	VFB	Precision/Micropower/Single Supply	\$2.95
2	LT1229	2000		10000		100	700	3.2	30	9.5	4	36		DIP-8/SO-8	CFA	General Purpose High Voltage CFA	\$3.75
2	LT1497	2000	10	10000		59	900	3	125	7	4	36		SO-8/SO-16	CFA	125mA Output CFA	\$3.35
2	LT1078	1800	1000	70	8	0.2	0.07	28	5.5	0.05	2.2	44	ss	DIP-8/SO-8	VFB	Precision/Micropower/Single Supply	\$2.70
2	LT1886	1000	12	4000	4000	700	200	6	200	8.25	4	13.2		SO-8	VFB	High Output Current/A _V >10	\$2.80
2	LT1969	1000	12	4000	4000	700	200	6	200	8.25	4	13.2		MS-10	VFB	High Output Current/A _V >10	\$2.95
2	LT1396	1000		10000		400	800	4.5	80	6.5	3	12.6		DFN-8/MS-8/SO-8	CFA	CFA/100MHz 0.1dB BW	\$1.95
2	LT1807	1000	220	550	4000	325	125	3.5	35	13	2.5	12.6	yes	MS-8/SO-8	VFB	High Speed/Precision/Low Noise	\$3.40
2	LT1398	1000		10000		300	800	4.5	80	6.5	3	12.6		SO-16	CFA	0.1dB Gain Flatness to 150MHz	\$2.25
2	LT6231	1000	260	350	10000	215	70	1.1	30	3.75	3	12.6	out	DFN-8/SO-8	VFB	Ultralow Noise/Low Power/High Speed	\$1.95
2	LT6201	1000	200	1000	40000	165	50	0.95	60	23	2.5	12.6	yes	DFN-8/SO-8	VFB	Low Noise/RRIO/High Speed	\$3.65
2	LT1810	1000	80	2500	8000	160	300	16	45	17	2.3	12.6	yes	MS-8/SO-8	VFB	Low Distortion/High Speed/Low Noise	\$2.65
2	LT1259	1000	3.98	12000		130	1600	3.6	30	7.5	4	36		DIP-14/SO-14	CFA	Low Cost High Voltage CFA/Shutdown	\$2.45
2	LT6206	1000	133	4500	30000	100	600	9	25	5.6	3	12.6	out	MS-8	VFB	3V 100MHz Single Supply Video Amp	\$1.05
2	LT6203	1000	200	500	7000	100	25	1.9	30	3.5	2.5	12.6	yes	DFN-8/MS-8/SO-8	VFB	Low Noise/Low Power/RRIO	\$2.45
2	LT1804	1000	60	2000	750	83	100	21	20	3	2.3	12.6	yes	DFN-8/SO-8	VFB	RRIO/High Speed	\$1.95
2	LT1801	1000	85	350	250	80	25	8.5	20	2	2.3	12.6	yes	DFN-8/MS-8/SO-8	VFB	High Speed/Power/Precision/RRIO	\$1.95
2	LT1795	1000	2.51	13000		65	900	3.6	500	34	10	36		SOW-20/TSSOP-20	CFA	High I _{OUT} /High Speed	\$4.95
2	LT6234	1000	180	350	3000	60	17	1.9	40	1.25	3	12.6	out	DFN-8/SO-8	VFB	Ultralow Noise/Low Power	\$2.45
2	LT1213	1000	850	150	160	28	8.5	10	30	3.8	2.5	36	ss	DIP-8/SO-8	VFB	Precision/Fast/CM to V ⁻	\$2.85
2	LT1215	1000	150	300	500	23	30	12	30	6.6	2.5	36	ss	DIP-8/SO-8	VFB	Precision/Fast/CM to V ⁻	\$2.85

† Primary Sort Column
 †† Secondary Sort Column
 ††† Tertiary Sort Column

† Amplifiers Per Package	Part Number	†† C-Load Stable (pF)	A _{VOL} Typ 25°C (V/mV)	V _{OS} Max 25°C (μV)	I _{BIAS} Max 25°C (nA)	††† GBW Typ 25°C (MHz)	Slew Rate Typ 25°C (V/μs)	E _{NOISE} Typ 25°C (nV/√Hz)	I _{OUT} Min 25°C (mA)	I _{SUPPLY} Max 25°C (mA)	V _{SUPPLY} Min (V)	V _{SUPPLY} Max (V)	Rail-to-Rail I/O ⁽¹⁾	Package	Type ⁽²⁾	Features	Price 1K Qty
2	LT1169	1000	4500	2000	0.02	5.3	4.2	6	12	6.5	9	40		DIP-8/SO-8	VFB	Low Noise JFET	\$3.85
2	LT1881	1000	1600	50	0.2	1	0.35	14	5	0.9	2.4	40	out	DIP-8/SO-8	VFB	Picoamp Input Current/Precision	\$2.75
2	LT1464	1000	1000	800	0.002	1	0.9	24	6.65	0.2	10	40		DIP-8/SO-8	JFET	JFET with Excellent C-Load Stability	\$2.50
2	LT1024	1000	2000	50	0.12	1	0.2	14	10 Typ	0.6	4	40		DIP-14	VFB	Low V _{OS} /Low Power	\$4.75
2	LT1366	1000	2000	475	35	0.4	0.13	29	30	0.52	2	36	yes	DIP-8/SO-8	VFB	C-Load Stable up to 1000pF	\$3.50
2	LT1462	1000	600	800	0.002	0.175	0.13	76	13	0.045	10	40		DIP-8/SO-8	JFET	JFET with Excellent C-Load Stability	\$2.50
2	LT1495	1000	500	375	1	0.0027	0.001	185	0.7	0.0015	2.1	36	yes	DIP-8/SO-8	VFB	Ultralow Power/Rail-to-Rail/Precision	\$2.45
2	LT6004	900	150	500	0.009	0.002	0.0008	325	2	1	1.6	16	yes	DFN-8/MS-8	VFB	1.6V, 1μA Precision RRIO	\$1.10
2	LT1678	500	3000	100	20	20	6	3.9	15	3.4	3	36	yes	SO-8	VFB	Very Low 1/f Corner Frequency	\$2.50
2	LT1884	500	1600	50	0.4	2	0.9	9.5	15	0.9	2.4	40	out	DIP-8/SO-8	VFB	Picoamp Input Current/Precision	\$2.75
2	LT6014	500	2000	60	0.4	1.6	0.2	9.5	8	0.165	2.7	40	out	DFN-8/SO-8	VFB	Micropower/Precision/RRIO/A _V >5	\$1.65
2	LT6011	500	2000	60	0.3	0.33	0.09	14	1	0.15	2.4	40	out	DFN-8/SO-8/MS-8	VFB	Micropower/Precision/RRIO	\$1.65
3	LT1399	1000		10000		300	800	4.5	80	6.5	3	12.6		SSOPN-16/SO-16	CFA	0.1dB Gain Flatness to 150MHz	\$2.45
3	LT1399HV	1000		10000		300	800	4.5	80	7	3	15.5		SO-16	CFA	0.1dB Gain Flatness to 150MHz	\$3.05
3	LT1260	1000	3.98	12000		130	1600	3.6	30	7.5	4	36		DIP-16/SO-16	CFA	Low Cost High Voltage CFA/Shutdown	\$2.60
4	LT1114	All	5000	60	0.25	0.75	0.3	14	5.5	0.4	2	40		DIP-14/SO-16	VFB	Low Power/Matching Specs/C-Load Stable	\$4.40
4	LT1365	All	9	1500	2000	70	1000	9	50	7.2	3	36		DIP-14/SO-16	VFB	High Speed/Precision/C-Load	\$6.45
4	LT1362	All	9	1000	1000	50	800	9	26	4.8	5	36		SO-16/DIP-14	VFB	High Speed/Precision/C-Load	\$6.00
4	LT1209	All	7	3000	8000	45	400	22	24	9	8	36		DIP-14/SO-16	VFB	Fast C-Load	\$6.65
4	LT1359	All	65	600	500	25	600	8	24	2.5	5	36		SO-16/SO-14/DIP-14	VFB	High Speed/Precision/C-Load	\$6.50
4	LT1356	All	13.4	800	300	12	400	10	25	1.25	5	36		SO-16/DIP-14	VFB	High Speed/Precision/C-Load	\$6.45
4	LT1353	All	80	600	50	3	200	14	30	0.33	5	36		SO-14	VFB	High Speed/Precision/C-Load	\$6.70
4	LT1369	100000	2000	800	35	0.16	0.065	29	30	0.52	2	36	yes	SO-14	VFB	Stable with 100nF C-Load	\$6.10
4	LT1499	30000	3800	475	650	10.5	4.5	12	12.5	2.2	2.2	36	yes	SO-14	VFB	Stable with Large C-Load	\$5.60
4	LT1674	10000	500	375	1	0.012	0.005	185	0.7	0.002	2.1	36	yes	DIP-14/SO-14	VFB	Ultralow Power/Over-the-Top Inputs	\$3.25
4	LT1212	8000	560	275	125	13	7	12	20	1.8	2.5	36	ss	DIP-14/SO-16	VFB	Precision/Single Supply/Wide V _{SUPPLY}	\$5.10
4	LT1058	8000	350	600	0.05	5	14	13	20 Typ	2.5	8	40		DIP-14/SOW-16	JFET	Low Offset JFET Input	\$4.20
4	LT6222	7000	100	350	150	60	20	10	20	1	2.2	12.6	yes	SSOP-16	VFB	Precision/Low Power/RRIO	\$2.95
4	LT1639	6000	1500	600	50	1.075	0.38	20	15	0.23	2.2	44	yes	DIP-14/SO-14	VFB	High Voltage/Over-the-Top/Low Power	\$3.30
4	LT1179	2500	2500	100	5	0.085	0.04	49	5.5	0.017	2	44	ss	DIP-14/SOW-16	VFB	Precision/Micropower/Single Supply	\$3.70
4	LT1230	2000		10000		100	700	3.2	30	9.5	4	36		DIP-14/SO-14	CFA	General Purpose High Voltage CFA	\$7.00
4	LT1079	1800	1000	100	8	0.2	0.07	28	5.5	0.05	2.2	44	ss	DIP-14/SOW-16	VFB	Precision/Micropower/Single Supply	\$3.40
4	LT1397	1000		10000		400	800	4.5	80	6.5	3	12.6		DFN-14/SO-14/SSOPN-16	CFA	CFA/100MHz 0.1dB BW	\$2.75
4	LT6232	1000	260	350	10000	215	70	1.1	30	3.75	3	12.6	out	SSOP-16	VFB	Ultralow Noise/Low Power/High Speed	\$3.30
4	LT6207	1000	133	4500	30000	100	600	9	25	5.6	3	12.6	out	SSOPN-16	VFB	3V 100MHz Single Supply Video Amp	\$1.55
4	LT6204	1000	200	500	7000	100	25	1.9	30	3.5	2.5	12.6	yes	SO-14/SSOPN-16	VFB	Low Noise/Low Power/RRIO	\$4.50
4	LT1805	1000	60	2000	750	85	100	21	20	3	2.3	12.6	yes	SO-14	VFB	RRIO/High Speed	\$3.50
4	LT1802	1000	85	350	250	80	25	8.5	20	2	2.3	12.6	yes	SO-14	VFB	High Speed/Power/Precision/RRIO	\$3.50
4	LT6235	1000	180	350	3000	60	17	1.9	40	1.25	3	12.6	out	SSOP-16	VFB	Ultralow Noise/Low Power	\$4.15
4	LT1214	1000	250	275	200	28	8.5	10	30	3.8	2.5	36	ss	DIP-14/SO-16	VFB	Precision/Fast CM to V ⁻	\$5.10
4	LT1216	1000	600	450	600	23	30	12	30	6.6	2.5	36	ss	DIP-14/SO-16	VFB	Precision/Fast/CM to V ⁻	\$5.10
4	LT1882	1000	1600	80	0.5	1	0.35	14	5	0.9	2.4	40	out	SO-14	VFB	Picoamp Input Current/Precision	\$4.85
4	LT1465	1000	900	800	0.002	1	0.9	24	6.65	0.2	10	40		DIP-14/SO-14	JFET	JFET with Excellent C-Load Stability	\$4.30
4	LT1367	1000	2000	800	35	0.4	0.13	29	30	0.52	2	36	yes	SO-14	VFB	C-Load Stable up to 1000pF	\$6.10
4	LT1463	1000	600	800	0.002	0.125	0.13	76	13	0.045	10	40		DIP-14/SO-14	JFET	JFET with Excellent C-Load Stability	\$4.30
4	LT1496	1000	500	375	1	0.0027	0.001	185	0.7	0.0015	2.1	36	yes	DIP-14/SO-14	VFB	Ultralow Power/Precision/RRIO	\$3.25
4	LT6005	900	150	650	0.009	0.002	0.0008	325	2	1	1.6	16	yes	SSOP-16/DFN-16	VFB	1.6V, 1μA Precision RRIO	\$1.75
4	LT1679	500	3000	100	20	20	6	3.9	15	3.4	3	36	yes	SO-14	VFB	Very Low 1/f Corner Frequency	\$3.85
4	LT1885	500	1600	80	0.9	2	0.9	9.5	15	0.9	2.4	40	out	SO-14	VFB	Picoamp Input Current/Precision	\$4.85
4	LT6012	500	2000	60	0.3	0.33	0.09	14	1	0.15	2.4	40	out	SO-14/SSOPN-16	VFB	Micropower/Precision/RRIO	\$2.95

† Primary Sort Column
 †† Secondary Sort Column
 ††† Tertiary Sort Column

Notes:
 1. ss = Input common mode range includes negative supply rail
 2. Topology: VFB = Voltage Feedback, CFA = Current Feedback, ZD = Zero Drift Amplifier, IA = Instrumentation Amplifier, JFET = JFET Input Stage, BUF = Buffer, MUX = Multiplexer,
 VIDEO = Optimized for Video Applications, DIFF = Fully Differential Amplifier, SGA = Selectable Gain Difference Amplifier, CSA = Current Sense Amplifier, PGA = Programmable Gain Amplifier



Amps, Refs, Filters, Comps
 C-Load
 Power Management
 Data Conversion
 Interface
 High Frequency
 Reference Material

CURRENT SENSE AMPLIFIERS

Part Number	Direction	V _{OS} Max 25°C (μV)	TC of V _{OS} Typ (μV/°C)	Bias Current Max 25°C (μA)	Max Input Voltage (V)	Separate Supply (yes/no)	I _{SUPPLY} Max 25°C (μA)	Gain V _{OUT} /V _{SENSE}	V _{SENSE} Min (dB)	Package	Comments	Price 1K Qty
LTC6102	Unidirectional	10	0.05	0.003	70	optional	450	Programmable	130	DFN-8, MSOP-8	Ultra-Precise, Zero-Drift, High Speed	\$1.72
LTC6102HV	Unidirectional	10	0.05	0.003	105	optional	450	Programmable	130	DFN-8, MSOP-8	Ultra-Precise, Zero-Drift, High Speed	\$2.06
LT1787	Bidirectional	75	0.5	20	36	no	120	8	120	SO-8, MSOP-8	Precision, Low Power, V _S from 2.5V	\$2.25
LT1787HV	Bidirectional	75	0.5	20	60	no	120	8	120	SO-8, MSOP-8	Precision, Low Power, V _S from 2.5V	\$3.05
LTC4150	Bidirectional	100	-	15	9	yes	140	V-F Conversion	-	MSOP-8	Coulomb Counter, Battery Gas Gauge	\$1.50
LTC6107	Unidirectional	250	1 Typ	0.04	44	optional	95	Programmable	106	SOT-23	-55°C to 150°C Military Plastic Current Sense	\$2.35
LT6106	Unidirectional	250	1 Typ	0.04	44	optional	95	Programmable	106	SOT-23	Low Cost, Precision, Flexible	\$0.87
LT6105	Unidirectional	300	0.5 Typ	25	44	yes	300	Programmable	100	DFN-6, MSOP-8	-0.3V to 44V Input Common Mode Range	\$0.99
LT6100	Unidirectional	300	3	10	48	yes	130	Programmable	105	DFN-8, MSOP-8	MOSFET and Fuse Monitoring OK	\$1.18
LTC6101	Unidirectional	300	1	0.17	70	optional	450	Programmable	110	SOT-23, MSOP-8	High Speed, Precise, and Flexible	\$1.04
LTC6101HV	Unidirectional	300	1	0.17	105	optional	450	Programmable	110	SOT-23, MSOP-8	High Speed, Precise, and Flexible	\$1.30
LTC6103	Unidirectional	450	1.5	0.17	70	optional	500	Programmable	110	MSOP-8	Dual, Fast, Precise, and Flexible	\$1.66
LTC6104	Bidirectional	450	1.5	0.17	70	no	520	Programmable	110	MSOP-8	High Speed, Precise, and Flexible	\$1.38
LTC4151	Unidirectional	4000			80	no	300 (85°C)			MSOP-10, 3×3 DFN-10	80V Current Sense and Voltage Monitor	\$2.60

† Primary Sort Column

PROGRAMMABLE GAIN AMPLIFIERS

Part Number	Gain Range (V/V)	Supply Voltage Min (V)	Supply Voltage Max (V)	I _{SUPPLY} Max 25°C (mA)	Rail-to-Rail I/O	e _n Typ (nV/√Hz)	System Dynamic Range (dB)	GBW Typ 25°C (MHz)	Package	Important Features	Price
LTC6910-1	0, 1, 2, 5, 10, 20, 50, 100	2.7	10.5	3	yes	9	120	11	SOT-23	3-Bit Digital Gain Control, 8-Pin SOT-23	\$1.10
LTC6910-2	0, 1, 2, 4, 8, 16, 32, 64	2.7	10.5	3	yes	9	120	13	SOT-23	3-Bit Digital Gain Control, 8-Pin SOT-23	\$1.10
LTC6910-3	0, 1, 2, 3, 4, 5, 6, 7	2.7	10.5	3	yes	10.5	117	11	SOT-23	3-Bit Digital Gain Control, 8-Pin SOT-23	\$1.10
LTC6911-1	0, 1, 2, 5, 10, 20, 50, 100	2.7	10.5	3	yes	9	120	11	MSOP-10	Dual, Matched Channels	\$2.00
LTC6911-2	0, 1, 2, 4, 8, 16, 32, 64	2.7	10.5	3	yes	9	120	13	MSOP-10	Dual, Matched Channels	\$2.00
LTC6912-1	0, 1, 2, 5, 10, 20, 50, 100	2.7	10.5	2.75	yes	15.1	115	30	SSOP-16, DFN-12	Dual, Independent Channels, SPI	\$2.15
LTC6912-2	0, 1, 2, 4, 8, 16, 32, 64	2.7	10.5	2.75	yes	15.1	115	30	SSOP-16, DFN-12	Dual, Independent Channels, SPI	\$2.15
LTC6915	0, 1, 2, 4, 8, 16, 32, 64, 128, ... 4096	2.7	11	1.6	yes	50	123	0.2	SSOP-16, DFN-12	Serial or Par. PGA/IA/ Av=0 to 4096 V/V	\$2.44

GAIN SELECTABLE AMPLIFIERS

Part Number	Gain Range (V/V)	Supply Voltage Min (V)	Supply Voltage Max (V)	I _{SUPPLY} Max 25°C (mA)	Rail-to-Rail I/O	e _n Typ (nV/√Hz)	GBW Typ 25°C (MHz)	Package	Important Features	Price
LT1991	-13 to 14	2.7	36	0.11	out	46	0.56	MSOP-10	Precision, Pin Configurable Gain Diff Amplifier	\$1.10
LT1991A	-13 to 14	2.7	36	0.11	out	46	0.56	MSOP-10	Precision, Pin Configurable Gain Diff Amplifier	\$1.65
LT1990	1 or 10	2.7	36	0.12	out	1000	0.1	SO-8	±250V Input, Pin Configurable Gain Diff Amplifier	\$1.30
LT1990A	1 or 10	2.7	36	0.12	out	1000	0.1	SO-8	±250V Input, Pin Configurable Gain Diff Amplifier	\$1.65
LT1995	-7 to 8	5	36	8.5	no	27	30	MSOP-10	High Speed, Pin Configurable Gain Diff Amplifier	\$1.89
LT1996	-117 to 118	2.7	36	0.11	out	46	0.56	MSOP-10	Precision, Pin Configurable Gain Diff Amplifier	\$1.10

DIFFERENTIAL AMPLIFIERS WITH INTEGRATED FILTER

Part Number	Function	Filter Characteristics Filter Order Cutoff Frequency	Passband Ripple (dB)	Differential Inputs	Differential Outputs	Adjustable Output Common Mode	Resistor Prog. Gain	SNR (dB)	I/P Referred Differential Offset (mV, Typ)	Differential Offset Drift (μV/°C, Typ)	Min (V)	Max (V)	I _{SUPPLY} Max (mA)	Package	Price 1K Qty
LTC1992	Low Pass	1 4MHz	n/a	yes	yes	yes	yes	86	2.5	10	2.7	±5	1	MSOP-8	\$1.65
LTC1992-X	Low Pass	1 4MHz	n/a	yes	yes	yes	A _V =1,2,5,10	82	2.4	10	2.7	±5	1.0	MSOP-8	\$3.95
LT1993-X	Low Pass	1 175MHz		yes	yes	yes	A _V =2,4,10	86	6.5	2.5	4	5.5	112	3×3 QFN	\$2.95
LT6600-2.5	Low Pass	4 2.5MHz	0.5	yes	yes	yes	yes	86	3	10	2.7	±5	30	SO-8	\$2.95
LT6600-5	Low Pass	4 5MHz	0.5	yes	yes	yes	yes	82	13	10	2.7	±5	28	SO-8	\$2.95
LT6600-10	Low Pass	4 10MHz	0.5	yes	yes	yes	yes	82	5	5	2.7	±5	39	SO-8	\$2.95
LT6600-15	Low Pass	4 15MHz	0.5	yes	yes	yes	yes	76	15	10	2.7	±5	39	SO-8	\$2.95
LT6600-20	Low Pass	4 20MHz	0.5	yes	yes	yes	yes	76	10	10	2.7	±5	46	SO-8	\$2.95
LT1568	Any	4 0.2 to 10MHz	0.25	yes	yes	yes	yes	92	4	4	2.7	±5	35	SSOP-16	\$4.25

† Output Voltage (V)	Shunt/Series	†† Temperature Range (°C)	Accuracy Max 25°C (%)	TC of V _{OUT} Max (ppm/°C)	Output Current	Part Order Number	Package Type	I _o Max or Shunt Current	Dropout Voltage	0.1 - 10Hz Typ Noise (µV _{r-p})	Comment	Price 1K Qty
0.2	Series	0°C to 70°C	5.5	30 Typ	±10mA	LT1635CN8	DIP-8	130µA	0.8V	–	200mV Reference with Buffer and Independent OpAmp	\$1.75
0.2	Series	0°C to 70°C	5.5	30 Typ	±10mA	LT1635CS8	SO-8	130µA	0.8V	–	200mV Reference with Buffer and Independent OpAmp	\$1.95
0.2	Series	-40°C to 85°C	5.5	30 Typ	±10mA	LT1635IN8	DIP-8	130µA	0.8V	–	200mV Reference with Buffer and Independent OpAmp	\$2.15
0.2	Series	-40°C to 85°C	5.5	30 Typ	±10mA	LT1635IS8	SO-8	130µA	0.8V	–	200mV Reference with Buffer and Independent OpAmp	\$2.40
0.400	Series	0°C to 70°C	0.5	30 Typ	±200µA	LT6650CS5	SOT-23-5	11µA	0.1V	20	400mV Reference with Buffer Amplifier	\$1.25
0.400	Series	-40°C to 85°C	0.5	30 Typ	±200µA	LT6650IS5	SOT-23-5	11µA	0.1V	20	400mV Reference with Buffer Amplifier	\$1.69
0.400	Series	-40°C to 125°C	0.5	30 Typ	±200µA	LT6650HS5	SOT-23-5	11µA	0.1V	20	400mV Reference with Buffer Amplifier	\$1.69
1.225/7	Shunt	0°C to 70°C	1.20	20	Shunt	LT1034BCZ-1.2	TO-92	30µA-20mA	Shunt	6	Micropower, Includes Auxiliary 7V Reference	\$2.75
1.225/7	Shunt	0°C to 70°C	1.20	40	Shunt	LT1034CS8-1.2	SO-8	30µA-20mA	Shunt	6	Micropower, Includes Auxiliary 7V Reference	\$2.35
1.225/7	Shunt	0°C to 70°C	1.20	40	Shunt	LT1034CZ-1.2	TO-92	30µA-20mA	Shunt	6	Micropower, Includes Auxiliary 7V Reference	\$2.05
1.225/7	Shunt	-40°C to 85°C	1.20	20	Shunt	LT1034BIZ-1.2	TO-92	30µA-20mA	Shunt	6	Micropower, Includes Auxiliary 7V Reference	\$4.75
1.225/7	Shunt	-40°C to 85°C	1.20	40	Shunt	LT1034IS8-1.2	SO-8	30µA-20mA	Shunt	6	Micropower, Includes Auxiliary 7V Reference	\$3.30
1.225/7	Shunt	-40°C to 85°C	1.20	40	Shunt	LT1034IZ-1.2	TO-92	30µA-20mA	Shunt	6	Micropower, Includes Auxiliary 7V Reference	\$2.95
1.235	Shunt	0°C to 70°C	0.3	20 Typ	Shunt	LT1004CS8-1.2	SO-8	10µA-20mA	Shunt	–	General Purpose Micropower Shunt Reference	\$1.60
1.235	Shunt	0°C to 70°C	0.3	20 Typ	Shunt	LT1004CZ-1.2	TO-92	10µA-20mA	Shunt	–	General Purpose Micropower Shunt Reference	\$1.30
1.235	Shunt	-40°C to 85°C	0.30	20 Typ	Shunt	LT1004IS8-1.2	SO-8	10µA-20mA	Shunt	–	General Purpose Micropower Shunt Reference	\$3.10
1.235	Shunt	-40°C to 85°C	0.30	20 Typ	Shunt	LT1004IZ-1.2	TO-92	10µA-20mA	Shunt	–	General Purpose Micropower Shunt Reference	\$2.75
1.25	Series	-40°C to 125°C	0.05	5	±5mA	LTC6652AHMS8-1.25	MSOP-8	560µA	1.55V	2.5	Precision, Low Noise, High Temperature Reference	\$3.36
1.25	Shunt	0°C to 70°C	0.05	10	Shunt	LT1389ACS8-1.25	SO-8	600nA-20mA	Shunt	20	Lowest Power Shunt Reference Available	\$5.25
1.25	Shunt	0°C to 70°C	0.05	10	Shunt	LT1634ACS8-1.25	SO-8	7µA-100mA	Shunt	10	Upgrade for LT1004/1034 and LM185/385	\$4.50
1.25	Series	0°C to 70°C	0.05	10	-1mA to 5mA	LT1790ACS8-1.25	SOT-23-6	60µA	0.1V	10	High Precision SOT-23 Reference	\$2.91
1.25	Series	-40°C to 125°C	0.1	10	±5mA	LTC6652BHMS8-1.25	MSOP-8	560µA	1.55V	2.5	Precision, Low Noise, High Temperature Reference	\$1.65
1.25	Shunt	0°C to 70°C	0.05	20	Shunt	LT1389BCS8-1.25	SO-8	600nA-20mA	Shunt	20	Lowest Power Shunt Reference Available	\$3.10
1.25	Shunt	0°C to 70°C	0.05	25	Shunt	LT1634BCMS8-1.25	MSOP-8	7µA-100mA	Shunt	10	Upgrade for LT1004/1034 and LM185/385	\$2.60
1.25	Shunt	0°C to 70°C	0.05	25	Shunt	LT1634BIS8-1.25	SO-8	7µA-100mA	Shunt	10	Upgrade for LT1004/1034 and LM185/385	\$2.35
1.25	Series	0°C to 70°C	0.10	25	-1mA to 5mA	LT1790BCS6-1.25	SOT-23-6	60µA	0.1V	10	Lowest Cost Precision Series Reference, SOT-23	\$1.25
1.25	Shunt	0°C to 70°C	0.20	25	Shunt	LT1634CZ-1.25	TO-92	7µA-100mA	Shunt	10	Upgrade for LT1004/1034 and LM185/385	\$2.10
1.25	Series	-40°C to 85°C	0.05	10	-1mA to 5mA	LT1790AIS6-1.25	SOT-23-6	60µA	0.1V	10	High Precision SOT-23 Reference	\$3.31
1.25	Shunt	-40°C to 85°C	0.05	10	Shunt	LT1634AIS8-1.25	SO-8	7µA-100mA	Shunt	10	Upgrade for LT1004/1034 and LM185/385	\$4.95
1.25	Shunt	-40°C to 85°C	0.05	25	Shunt	LT1634BIS8-1.25	SO-8	7µA-100mA	Shunt	10	Upgrade for LT1004/1034 and LM185/385	\$2.85
1.25	Series	-40°C to 85°C	0.10	25	-1mA to 5mA	LT1790BIS6-1.25	SOT-23-6	60µA	0.1V	10	Lowest Cost Precision Series Reference, SOT-23	\$1.56
2.048	Series	-40°C to 125°C	0.05	5	±5mA	LTC6652AHMS8-2.048	MSOP-8	560µA	0.712V	4.1	Precision, Low Noise, High Temperature Reference	\$3.36
2.048	Series	0°C to 70°C	0.05	10	-3mA to 5mA	LT1790ACS6-2.048	SOT-23-6	60µA	0.1V	22	High Precision SOT-23 Reference	\$2.91
2.048	Series	0°C to 70°C	0.10	25	-3mA to 5mA	LT1790BCS6-2.048	SOT-23-6	60µA	0.1V	22	Lowest Cost Precision Series Reference, SOT-23	\$1.25
2.048	Series	-40°C to 85°C	0.05	10	-3mA to 5mA	LT1790AIS6-2.048	SOT-23-6	60µA	0.1V	22	High Precision SOT-23 Reference	\$3.31
2.048	Series	-40°C to 125°C	0.1	10	±5mA	LTC6652BHMS8-2.048	MSOP-8	560µA	0.712V	4.1	Precision, Low Noise, High Temperature Reference	\$1.65
2.048	Series	-40°C to 85°C	0.10	25	-3mA to 5mA	LT1790BIS6-2.048	SOT-23-6	60µA	0.1V	22	Lowest Cost Precision Series Reference, SOT-23	\$1.56
2.5	Series	0°C to 70°C	0.04	3	0mA to 50mA	LT1461ACS8-2.5	SO-8	50µA	0.3V	20	Highest Precision LDO Reference Available, Shutdown	\$5.10
2.5	Series	0°C to 70°C	0.05	5	±10mA	LT1019ACN8-2.5	DIP-8	1.0mA	1.1V	6	Tight Tolerance, Low TC and Runs on 5V Supplies	\$6.25
2.5	Series	0°C to 70°C	0.05	5	±10mA	LT1019ACS8-2.5	SO-8	1.0mA	1.1V	6	Tight Tolerance, Low TC and Runs on 5V Supplies	\$5.40
2.5	Series	-40°C to 125°C	0.05	5	±5mA	LTC6652AHMS8-2.5	MSOP-8	560µA	0.3V	5	Precision, Low Noise, High Temperature Reference	\$3.36
2.5	Series	0°C to 70°C	0.06	7	0mA to 50mA	LT1461BCS8-2.5	SO-8	50µA	0.3V	20	Tight Tolerance, Low TC and Low Dropout, Shutdown	\$3.50
2.5	Series	0°C to 70°C	0.05	10	-3mA to 5mA	LT1790ACS6-2.5	SOT-23-6	60µA	0.1V	32	High Precision SOT-23 Reference	\$2.91
2.5	Shunt	0°C to 70°C	0.05	10	Shunt	LT1634ACS8-2.5	SO-8	7µA-50mA	Shunt	15	Upgrade for LT1004/1034 and LM185/385	\$4.50
2.5	Series	0°C to 70°C	0.075	10	-1mA to 20mA	LT1460ACN8-2.5	DIP-8	130µA	0.9V	10	Output Capacitor Optional	\$3.20
2.5	Series	0°C to 70°C	0.075	10	-1mA to 20mA	LT1460ACS8-2.5	SO-8	130µA	0.9V	10	Output Capacitor Optional	\$3.35
2.5	Series	-40°C to 125°C	0.1	10	±5mA	LTC6652BHMS8-2.5	MSOP-8	560µA	0.3V	5	Precision, Low Noise, High Temperature Reference	\$1.65
2.5	Series	0°C to 70°C	0.10	12	0mA to 50mA	LT1461CCS8-2.5	SO-8	50µA	0.3V	20	Tight Tolerance, Low TC and Low Dropout, Shutdown	\$1.50
2.5	Series	0°C to 70°C	0.10	15	-1mA to 20mA	LT1460CCMS8-2.5	MSOP-8	130µA	0.9V	10	Output Capacitor Optional	\$3.35
2.5	Shunt	0°C to 70°C	0.05	20	Shunt	LT1389BCS8-2.5	SO-8	600nA-20mA	Shunt	40	Lowest Power Shunt Reference Available	\$3.10
2.5	Series	0°C to 70°C	0.10	20	-1mA to 20mA	LT1460DCN8-2.5	DIP-8	130µA	0.9V	10	Output Capacitor Optional	\$2.00
2.5	Series	0°C to 70°C	0.10	20	-1mA to 20mA	LT1460DCS8-2.5	SO-8	130µA	0.9V	10	Output Capacitor Optional	\$2.05
2.5	Series	0°C to 70°C	0.20	20	±10mA	LT1019CN8-2.5	DIP-8	1.2mA	1.1V	6	Precision Series Reference, Runs on 5V Supplies	\$3.70
2.5	Series	0°C to 70°C	0.20	20	±10mA	LT1019CS8-2.5	SO-8	1.2mA	1.1V	6	Precision Series Reference, Runs on 5V Supplies	\$4.65

† Primary Sort Column
 †† Secondary Sort Column



MS-8, MS-10 = MSOP; SSOPN = Narrow SSOP; SSOPW = Wide SSOP; SOW = Wide SO

Amps, Refs, Filters, Comps
 Power Management
 Data Conversion
 Interface
 High Frequency
 Reference Material

REFERENCES

Amps, Refs,
Filters, Comps
REFERENCES

Power
Management

Data
Conversion

Interface

High
Frequency

Reference
Material

† Output Voltage (V)	Shunt/Series	†† Temperature Range (°C)	Accuracy Max 25°C (%)	TC of V _{OUT} Max (ppm/°C)	Output Current	Part Order Number	Package Type	I ₀ Max or Shunt Current	Dropout Voltage	0.1 - 10Hz Typ Noise (µV _{P-P})	Comment	Price 1K Qty
2.5	Series	0°C to 70°C	0.20	20	-1mA to 20mA	LT1460HCS3-2.5	SOT-23	145µA	0.9V	10	Precision SOT-23 Reference	\$3.00
2.5	Series	0°C to 70°C	0.20	20	-1mA to 20mA	LT6660HCDC-2.5	DFN	145µA	0.9V	10	2x2 Pkg, 20mA Output, No Output Cap	\$1.32
2.5	Series	0°C to 70°C	0.4	20	-1mA to 20mA	LT1460JCS3-2.5	SOT-23	145µA	0.9V	10	SOT-23 Reference, Output Cap Optional	\$2.45
2.5	Series	0°C to 70°C	0.4	20	-1mA to 20mA	LT6660JDCD-2.5	DFN	145µA	0.9V	10	2x2 Pkg, 20mA Output, No Output Cap	\$1.16
2.5/7	Shunt	0°C to 70°C	1.60	20	Shunt	LT1034BCZ-2.5	TO-92	30µA-20mA	Shunt	6	Micropower, Auxiliary 7V Reference	\$2.75
2.5	Shunt	0°C to 70°C	0.05	25	Shunt	LT1634BCMS8-2.5	MSOP-8	7µA-50mA	Shunt	15	Upgrade for LT1004/1034 and LM185/385	\$2.60
2.5	Shunt	0°C to 70°C	0.05	25	Shunt	LT1634BCS8-2.5	SO-8	7µA-50mA	Shunt	15	Upgrade for LT1004/1034 and LM185/385	\$2.35
2.5	Series	0°C to 70°C	0.1	25	-3mA to 5mA	LT1790BCS6-2.5	SOT-23	60µA	0.1V	32	Lowest Cost Precision Series Reference also SOT-23	\$1.25
2.5	Series	0°C to 70°C	0.15	25	-1mA to 20mA	LT1460FCMS8-2.5	MSOP-8	130µA	0.9V	10	Output Capacitor Optional	\$2.20
2.5	Shunt	0°C to 70°C	0.20	25	Shunt	LT1009CZ	TO-92	400µA-10mA	Shunt	-	General Purpose Shunt Reference	\$1.30
2.5	Shunt	0°C to 70°C	0.20	25	Shunt	LT1634CCZ-2.5	TO-92	7µA-50mA	Shunt	15	Upgrade for LT1004/1034 and LM185/385	\$2.10
2.5	Series	0°C to 70°C	0.25	25	-1mA to 20mA	LT1460GCZ-2.5	TO-92	130µA	0.9V	10	Precision TO-92 Series Reference, Output Cap Optional	\$1.60
2.5	Shunt	0°C to 70°C	0.40	25	Shunt	LT1009CMS8	MSOP-8	400µA-10mA	Shunt	-	General Purpose Shunt Reference	\$1.85
2.5	Shunt	0°C to 70°C	0.40	25	Shunt	LT1009S8	SO-8	400µA-10mA	Shunt	-	General Purpose Shunt Reference	\$1.75
2.5	Series	0°C to 70°C	0.15	40	-2mA to 10mA	LTC1258CS8-2.5	SO-8	6.5µA	0.1V	20	Lowest Power LDO Reference Available	\$2.10
2.5	Series	0°C to 70°C	0.15	40	-2mA to 10mA	LTC1798CS8-2.5	SO-8	6.5µA	0.1V	20	Industry Standard Pinout Version of LTC1258	\$2.10
2.5/7	Shunt	0°C to 70°C	1.60	40	Shunt	LT1034CS8-2.5	SO-8	30µA-20mA	Shunt	6	Micropower, Auxiliary 7V Reference	\$2.35
2.5/7	Shunt	0°C to 70°C	1.60	40	Shunt	LT1034CZ-2.5	TO-92	30µA-20mA	Shunt	6	Micropower, Auxiliary 7V Reference	\$2.05
2.5	Series	0°C to 70°C	0.50	50	-1mA to 20mA	LT1460KCS3-2.5	SOT-23	145µA	0.9V	10	Low Cost SOT-23 Reference Output Cap Optional	\$1.35
2.5	Series	0°C to 70°C	0.50	50	-1mA to 20mA	LT6660KDCD-2.5	DFN	145µA	0.9V	10	2x2 Pkg, 20mA Output, No Output Cap	\$0.88
2.5	Series	0°C to 70°C	0.21	60	-2mA to 10mA	LTC1258CMS8-2.5	MSOP-8	6.5µA	0.1V	20	Lowest Power LDO Reference Available	\$2.40
2.5	Shunt	0°C to 70°C	0.80	20 Typ	Shunt	LT1004CS8-2.5	SO-8	20µA-20mA	Shunt	-	General Purpose Micropower Shunt Reference	\$1.60
2.5	Shunt	0°C to 70°C	0.80	20 Typ	Shunt	LT1004CZ-2.5	TO-92	20µA-20mA	Shunt	-	General Purpose Micropower Shunt Reference	\$1.30
2.5	Series	-40°C to 85°C	0.04	3	0mA to 50mA	LT1461AIS8-2.5	SO-8	50µA	0.3V	20	Highest Precision LDO Reference Available, Shutdown	\$5.40
2.5	Series	-40°C to 85°C	0.06	7	0mA to 50mA	LT1461BIS8-2.5	SO-8	50µA	0.3V	20	Tight Tolerance, Low TC and Low Dropout, Shutdown	\$3.85
2.5	Series	-40°C to 85°C	0.05	10	-3mA to 5mA	LT1790AIS6-2.5	SOT-23	60µA	0.1V	32	High Precision SOT-23 Reference	\$3.31
2.5	Series	-40°C to 85°C	0.05	10	±10mA	LT1019AIS8-2.5	SO-8	1.0mA	1.1V	6	Tight Tolerance, Low TC and Runs on 5V Supplies	\$5.65
2.5	Shunt	-40°C to 85°C	0.05	10	Shunt	LT1634AIS8-2.5	SO-8	7µA-50mA	Shunt	15	Upgrade for LT1004/1034 and LM185/385	\$4.95
2.5	Series	-40°C to 85°C	0.10	10	-1mA to 20mA	LT1460BIN8-2.5	DIP-8	130µA	0.9V	10	Output Capacitor Optional	\$4.80
2.5	Series	-40°C to 85°C	0.10	10	-1mA to 20mA	LT1460BIS8-2.5	SO-8	130µA	0.9V	10	Output Capacitor Optional	\$4.85
2.5	Series	-40°C to 85°C	0.10	12	0mA to 50mA	LT1461CIS8-2.5	SO-8	50µA	0.3V	20	Tight Tolerance, Low TC and Low Dropout, Shutdown	\$1.75
2.5	Series	-40°C to 85°C	0.125	20	-1mA to 20mA	LT1460EIN8-2.5	DIP-8	130µA	0.9V	10	Output Capacitor Optional	\$2.30
2.5	Series	-40°C to 85°C	0.125	20	-1mA to 20mA	LT1460EIS8-2.5	SO-8	130µA	0.9V	10	Output Capacitor Optional	\$2.45
2.5	Series	-40°C to 85°C	0.20	20	±10mA	LT1019IN8-2.5	DIP-8	1.2mA	1.1V	6	Precision Series Reference, Runs on 5V Supplies	\$4.75
2.5	Series	-40°C to 85°C	0.20	20	±10mA	LT1019IS8-2.5	SO-8	1.2mA	1.1V	12	Precision Series Reference, Runs on 5V Supplies	\$4.85
2.5/7	Shunt	-40°C to 85°C	1.60	20	Shunt	LT1034BIZ-2.5	TO-92	30µA-20mA	Shunt	6	Micropower, Auxiliary 7V Reference	\$4.75
2.5	Shunt	-40°C to 85°C	0.05	25	Shunt	LT1634BIS8-2.5	SO-8	7µA-50mA	Shunt	15	Upgrade for LT1004/1034 and LM185/385	\$2.85
2.5	Series	-40°C to 85°C	0.10	25	-3mA to 5mA	LT1790BIS6-2.5	SOT-23	60µA	0.1V	32	Lowest Cost Precision Series Reference also SOT-23	\$1.56
2.5	Series	-40°C to 85°C	0.25	25	-1mA to 20mA	LT1460GIZ-2.5	TO-92	130µA	0.9V	10	Lowest Temp Co. TO-92 Reference Available	\$1.70
2.5	Shunt	-40°C to 85°C	0.20	35	Shunt	LT1009IZ	TO-92	400µA-10mA	Shunt	-	General Purpose Shunt Reference	\$2.25
2.5	Shunt	-40°C to 85°C	0.40	35	Shunt	LT1009IS8	SO-8	400µA-10mA	Shunt	-	General Purpose Shunt Reference	\$2.45
2.5/7	Shunt	-40°C to 85°C	1.60	40	Shunt	LT1034IIS8-2.5	SO-8	30µA-20mA	Shunt	6	Micropower, Auxiliary 7V Reference	\$3.30
2.5/7	Shunt	-40°C to 85°C	1.60	40	Shunt	LT1034IZ-2.5	TO-92	30µA-20mA	Shunt	6	Micropower, Auxiliary 7V Reference	\$2.95
2.5	Shunt	-40°C to 85°C	0.40	50 Typ	Shunt	LT1431IN8	DIP-8	1mA-100mA	Shunt	-	Adjustable Shunt Regulator, 100mA Sink Capacity	\$1.55
2.5	Shunt	-40°C to 85°C	0.40	50 Typ	Shunt	LT1431IS8	SO-8	1mA-100mA	Shunt	-	Adjustable Shunt Regulator, 100mA Sink Capacity	\$2.20
2.5	Shunt	-40°C to 85°C	0.40	50 Typ	Shunt	LT1431IZ	TO-92	1mA-100mA	Shunt	-	Upgrade for TL431/LM431/µA431 etc.	\$1.11
2.5	Shunt	-40°C to 85°C	0.80	20 Typ	Shunt	LT1004IS8-2.5	SO-8	20µA-20mA	Shunt	-	General Purpose Micropower Shunt Reference	\$3.10
2.5	Shunt	-40°C to 85°C	0.80	20 Typ	Shunt	LT1004IZ-2.5	TO-92	20µA-20mA	Shunt	-	General Purpose Micropower Shunt Reference	\$2.75
2.5	Series	-40°C to 85°C/125°C	0.20	20/50	-1mA to 20mA	LT1460LHS8-2.5	SO-8	130µA	0.9V	10	Extended Temperature Range O/P Cap Optional	\$2.65
2.5	Series	-40°C to 125°C	0.15	20	0mA to 10mA	LT1461DHS8-2.5	SO-8	50µA	0.3V	20	Highest Precision LDO Reference Available, Shutdown	\$1.50
2.5	Series	-40°C to 125°C	0.20	50	-1mA to 20mA	LT1460MHS8-2.5	SO-8	130µA	0.9V	10	Extended Temperature Range O/P Cap Optional	\$2.25
3	Series	0°C to 70°C	0.04	3	0mA to 50mA	LT1461ACS8-3	SO-8	50µA	0.3V	24	Highest Precision LDO Reference Available, Shutdown	\$6.10
3	Series	-40°C to 125°C	0.05	5	±5mA	LTC6652AHMS8-3	MSOP-8	560µA	0.3V	6	Precision, Low Noise, High Temperature Reference	\$3.36
3	Series	0°C to 70°C	0.06	7	0mA to 50mA	LT1461BCS8-3	SO-8	50µA	0.3V	24	Tight Tolerance, Low TC and Low Dropout, Shutdown	\$4.20

† Primary Sort Column
†† Secondary Sort Column



† Output Voltage (V)	Shunt/Series	†† Temperature Range (°C)	Accuracy Max 25°C (%)	TC of V _{OUT} Max (ppm/°C)	Output Current	Part Order Number	Package Type	I _O Max or Shunt Current	Dropout Voltage	0.1 - 10Hz Typ Noise (µV _{r-p})	Comment	Price 1K Qty
3	Series	0°C to 70°C	0.05	10	-3mA to 5mA	LT1790ACS6-3	SOT-23	60µA	0.1V	50	High Precision SOT-23 Reference	\$2.91
3	Series	-40°C to 125°C	0.10	10	±5mA	LTC6652BHMS8-3	MSOP-8	560µA	0.3V	6	Precision, Low Noise, High Temperature Reference	\$1.65
3	Series	0°C to 70°C	0.10	12	0mA to 50mA	LT1461CCS8-3	SO-8	50µA	0.3V	24	Tight Tolerance, Low TC and Low Dropout, Shutdown	\$1.50
3	Series	0°C to 70°C	0.20	20	-1mA to 20mA	LT1460HCS3-3	SOT-23-3	180µA	0.9V	12	Precision SOT-23 Reference	\$3.00
3	Series	0°C to 70°C	0.20	20	-1mA to 20mA	LT6660HCDC-3	DFN	180µA	0.9V	12	2x2 Pkg, 20mA Output, No Output Cap	\$1.32
3	Series	0°C to 70°C	0.40	20	-1mA to 20mA	LT1460JCS3-3	SOT-23-3	180µA	0.9V	12	SOT-23 Reference Output Cap Optional	\$2.45
3	Series	0°C to 70°C	0.40	20	-1mA to 20mA	LT6660JCDC-3	DFN	180µA	0.9V	12	2x2 Pkg, 20mA Output, No Output Cap	\$1.16
3	Series	0°C to 70°C	0.10	25	-3mA to 5mA	LT1790BCS6-3	SOT-23-6	60µA	0.1V	50	Lowest Cost Precision Series Reference also SOT-23	\$1.25
3	Series	0°C to 70°C	0.15	40	-2mA to 10mA	LTC1258CS8-3	SO-8	6.5µA	0.1V	40	Lowest Power LDO Reference Available	\$2.10
3	Series	0°C to 70°C	0.15	40	-2mA to 10mA	LTC1798CS8-3	SO-8	6.5µA	0.1V	40	Industry Standard Pinout Version of LTC1258	\$2.10
3	Series	0°C to 70°C	0.50	50	-1mA to 20mA	LT1460KCS3-3	SOT-23-3	180µA	0.9V	12	Low Cost SOT-23 Reference Output Cap Optional	\$1.35
3	Series	0°C to 70°C	0.50	50	-1mA to 20mA	LT6660KCDC-3	DFN	180µA	0.9V	12	2x2 Pkg, 20mA Output, No Output Cap	\$0.88
3	Series	0°C to 70°C	0.20	60	-2mA to 10mA	LTC1258CMS8-3	MSOP-8	6.5µA	0.1V	40	Lowest Power LDO Reference Available	\$2.40
3	Series	-40°C to 85°C	0.04	3	0mA to 50mA	LT1461AIS8-3	SO-8	50µA	0.3V	24	Highest Precision LDO Reference Available, Shutdown	\$6.50
3	Series	-40°C to 85°C	0.06	7	0mA to 50mA	LT1461BIS8-3	SO-8	50µA	0.3V	24	Tight Tolerance, Low TC and Low Dropout, Shutdown	\$4.60
3	Series	-40°C to 85°C	0.05	10	-3mA to 5mA	LT1790AIS6-3	SOT-23-6	60µA	0.1V	50	High Precision SOT-23 Reference, Shutdown	\$3.31
3	Series	-40°C to 85°C	0.10	12	0mA to 50mA	LT1461CIS8-3	SO-8	50µA	0.3V	24	Tight Tolerance, Low TC and Low Dropout, Shutdown	\$1.75
3	Series	-40°C to 85°C	0.10	25	-3mA to 5mA	LT1790BIS6-3	SOT-23-6	60µA	0.1V	50	Lowest Cost Precision Series Reference also SOT-23	\$1.56
3	Series	-40°C to 125°C	0.20	20	0mA to 10mA	LT1461DHS8-3	SO-8	50µA	0.3V	24	Highest Precision LDO Reference Available, Shutdown	\$1.50
3.3	Series	0°C to 70°C	0.04	3	0mA to 50mA	LT1461ACS8-3.3	SO-8	50µA	0.3V	26	Highest Precision LDO Reference Available, Shutdown	\$6.10
3.3	Series	-40°C to 125°C	0.05	5	±5mA	LTC6652AHMS8-3.3	MSOP-8	560µA	0.3V	6.6	Precision, Low Noise, High Temperature Reference	\$3.36
3.3	Series	0°C to 70°C	0.06	7	0mA to 50mA	LT1461BCS8-3.3	SO-8	50µA	0.3V	26	Tight Tolerance, Low TC and Low Dropout, Shutdown	\$4.20
3.3	Series	0°C to 70°C	0.05	10	-3mA to 5mA	LT1790ACS6-3.3	SOT-23-6	60µA	0.1V	50	High Precision SOT-23 Reference	\$2.91
3.3	Series	0°C to 70°C	0.10	12	0mA to 50mA	LT1461CCS8-3.3	SO-8	50µA	0.3V	26	Tight Tolerance, Low TC and Low Dropout, Shutdown	\$1.50
3.3	Series	0°C to 70°C	0.20	20	-1mA to 20mA	LT1460HCS3-3.3	SOT-23-3	180µA	0.9V	13.5	Only 3.3V SOT-23 Reference Available, O/P Cap Optional	\$3.00
3.3	Series	0°C to 70°C	0.20	20	-1mA to 20mA	LT6660HCDC-3.3	DFN	180µA	0.9V	13.5	2x2 Pkg, 20mA Output, No Output Cap	\$1.32
3.3	Series	0°C to 70°C	0.40	20	-1mA to 20mA	LT1460JCS3-3.3	SOT-23-3	180µA	0.9V	13.5	Only 3.3V SOT-23 Reference Available, O/P Cap Optional	\$2.45
3.3	Series	0°C to 70°C	0.40	20	-1mA to 20mA	LT6660JCDC-3.3	DFN	180µA	0.9V	13.5	2x2 Pkg, 20mA Output, No Output Cap	\$1.16
3.3	Series	0°C to 70°C	0.10	25	-3mA to 5mA	LT1790BCS6-3.3	SOT-23-6	60µA	0.1V	50	Lowest Cost Precision Series Reference also SOT-23	\$1.25
3.3	Series	0°C to 70°C	0.50	50	-1mA to 20mA	LT1460KCDC-3.3	SOT-23-3	180µA	0.9V	13.5	Only 3.3V SOT-23 Reference Available. O/P Cap Optional	\$1.35
3.3	Series	0°C to 70°C	0.50	50	-1mA to 20mA	LT6660KCS3-3.3	DFN	180µA	0.9V	13.5	2x2 Pkg, 20mA Output, No Output Cap	\$0.88
3.3	Series	-40°C to 85°C	0.04	3	0mA to 50mA	LT1461AIS8-3.3	SO-8	50µA	0.3V	26	Highest Precision LDO Reference Available, Shutdown	\$6.50
3.3	Series	-40°C to 85°C	0.06	7	0mA to 50mA	LT1461BIS8-3.3	SO-8	50µA	0.3V	26	Tight Tolerance, Low TC and Low Dropout, Shutdown	\$4.60
3.3	Series	-40°C to 85°C	0.05	10	-3mA to 5mA	LT1790AIS6-3.3	SOT-23-6	60µA	0.1V	50	High Precision SOT-23 Reference	\$3.31
3.3	Series	-40°C to 125°C	0.10	10	±5mA	LTC6652BHMS8-3.3	MSOP-8	560µA	0.3V	6.6	Precision, Low Noise, High Temperature Reference	\$1.65
3.3	Series	-40°C to 85°C	0.10	12	0mA to 50mA	LT1461CIS8-3.3	SO-8	50µA	0.3V	26	Tight Tolerance, Low TC and Low Dropout, Shutdown	\$1.75
3.3	Series	-40°C to 85°C	0.10	25	-3mA to 5mA	LT1790BIS6-3.3	SOT-23-6	60µA	0.1V	50	Lowest Cost Precision Series Reference also SOT-23	\$1.56
3.3	Series	-40°C to 85°C	0.20	20	0mA to 10mA	LT1461DHS8-3.3	SO-8	50µA	0.3V	26	Highest Precision LDO Reference Available, Shutdown	\$1.50
4.096	Series	0°C to 70°C	0.04	3	0mA to 50mA	LT1461ACS8-4	SO-8	50µA	0.3V	32	Highest Precision LDO Reference Available, Shutdown	\$5.10
4.096	Series	-40°C to 125°C	0.05	5	±5mA	LTC6652AHMS8-4.096	MSOP-8	560µA	0.3V	8.2	Precision, Low Noise, High Temperature Reference	\$3.36
4.096	Series	0°C to 70°C	0.06	7	0mA to 50mA	LT1461BCS8-4	SO-8	50µA	0.3V	32	Tight Tolerance, Low TC and Low Dropout, Shutdown	\$3.50
4.096	Shunt	0°C to 70°C	0.05	10	Shunt	LT1634ACS8-4.096	SO-8	7µA-30mA	Shunt	30	Upgrade for LT1004/1034 and LM185/385	\$4.50
4.096	Series	0°C to 70°C	0.05	10	-3mA to 5mA	LT1790ACS6-4.096	SOT-23-6	60µA	0.1V	60	High Precision SOT-23 Reference	\$2.91
4.096	Series	0°C to 70°C	0.10	12	0mA to 50mA	LT1461CCS8-4	SO-8	50µA	0.3V	32	Tight Tolerance, Low TC and Low Dropout, Shutdown	\$1.50
4.096	Shunt	0°C to 70°C	0.05	25	Shunt	LT1634BCS8-4.096	SO-8	7µA-30mA	Shunt	30	Upgrade for LT1004/1034 and LM185/385	\$2.35
4.096	Series	-40°C to 125°C	0.10	10	±5mA	LTC6652BHMS8-4.096	MSOP-8	560µA	0.3V	8.2	Precision, Low Noise, High Temperature Reference	\$1.65
4.096	Series	0°C to 70°C	0.10	25	-3mA to 5mA	LT1790BCS6-4.096	SOT-23-6	60µA	0.1V	60	Lowest Cost Precision Series Reference also SOT-23	\$1.25
4.096	Shunt	0°C to 70°C	0.20	25	Shunt	LT1634CCZ-4.096	TO-92	7µA-30mA	Shunt	30	Upgrade for LT1004/1034 and LM185/385	\$2.10
4.096	Series	0°C to 70°C	0.15	40	-2mA to 10mA	LTC1258CS8-4.1	SO-8	6.5µA	0.1V	40	Lowest Power LDO Reference Available	\$2.10
4.096	Series	0°C to 70°C	0.15	40	-2mA to 10mA	LTC1798CS8-4.1	SO-8	6.5µA	0.1V	40	Industry Standard Pinout Version of LTC1258	\$2.10
4.096	Series	0°C to 70°C	0.18	60	-2mA to 10mA	LTC1258CMS8-4.1	MSOP-8	6.5µA	0.1V	40	Lowest Power LDO Reference Available	\$2.40
4.096	Shunt	0°C to 70°C	0.075	50	Shunt	LT1389BCS8-4.096	SO-8	6µA-20mA	Shunt	80	Lowest Power Shunt Reference Available	\$3.10
4.096	Series	-40°C to 85°C	0.04	3	0mA to 50mA	LT1461AIS8-4	SO-8	50µA	0.3V	32	Highest Precision LDO Reference Available, Shutdown	\$5.40
4.096	Series	-40°C to 85°C	0.06	7	0mA to 50mA	LT1461BIS8-4	SO-8	50µA	0.3V	32	Tight Tolerance, Low TC and Low Dropout, Shutdown	\$3.85

† Primary Sort Column
 †† Secondary Sort Column



MS-8, MS-10 = MSOP; SSOPN = Narrow SSOP; SSOPW = Wide SSOP; SOW = Wide SO

Amps, Refs, Filters, Comps
 REFERENCES
 Power Management
 Data Conversion
 Interface
 High Frequency
 Reference Material

REFERENCES

Amps, Refs, Filters, Comps
REFERENCES

Power Management

Data Conversion

Interface

High Frequency

Reference Material

† Output Voltage (V)	Shunt/Series	†† Temperature Range (°C)	Accuracy Max 25°C (%)	TC of V _{OUT} Max (ppm/°C)	Output Current	Part Order Number	Package Type	I _o Max or Shunt Current	Dropout Voltage	0.1 - 10Hz Typ Noise (µV _{r-p})	Comment	Price 1K Qty
4.096	Series	-40°C to 85°C	0.05	10	-3mA to 5mA	LT1790AIS6-4.096	SOT-23-6	60µA	0.1V	60	High Precision SOT-23 Reference	\$3.31
4.096	Shunt	-40°C to 85°C	0.05	10	Shunt	LT1634AIS8-4.096	SO-8	7µA-30mA	Shunt	30	Upgrade for LT1004/1034 and LM185/385	\$4.95
4.096	Series	-40°C to 85°C	0.10	12	0mA to 50mA	LT1461CIS8-4	SO-8	50µA	0.3V	32	Tight Tolerance, Low TC and Low Dropout, Shutdown	\$1.75
4.096	Shunt	-40°C to 85°C	0.05	25	Shunt	LT1634BIS8-4.096	SO-8	7µA-30mA	Shunt	30	Upgrade for LT1004/1034 and LM185/385	\$2.85
4.096	Series	-40°C to 85°C	0.10	25	-3mA to 5mA	LT1790BIS6-4.096	SOT-23-6	60µA	0.1V	50	Lowest Cost Precision Series Reference also SOT-23	\$1.56
4.096	Series	-40°C to 125°C	0.20	20	0mA to 10mA	LT1461DHS8-4	SO-8	50µA	0.3V	32	Highest Precision LDO Reference Available, Shutdown	\$1.50
4.5	Series	0°C to 70°C	0.05	5	±10mA	LT1019ACN8-4.5	DIP-8	1.0mA	1.1V	12	Tight Tolerance and Low TC Bandgap Reference	\$6.25
4.5	Series	0°C to 70°C	0.20	20	±10mA	LT1019CN8-4.5	DIP-8	1.2mA	1.1V	12	Precision Series Bandgap Reference	\$3.70
4.5	Series	0°C to 70°C	0.20	20	±10mA	LT1019CS8-4.5	SO-8	1.2mA	1.1V	12	Precision Series Bandgap Reference	\$4.65
4.5	Series	-40°C to 85°C	0.20	20	±10mA	LT1019IN8-4.5	DIP-8	1.2mA	1.1V	12	Precision Series Bandgap Reference	\$4.75
5	Series	0°C to 70°C	0.05	2	-10mA to 15mA	LT1027BCN8-5	DIP-8	2.7mA	3.0V	3	Tight Tolerance and Low TC Buried Zener Reference	\$4.85
5	Series	0°C to 70°C	0.04	3	0mA to 50mA	LT1461ACS8-5	SO-8	50µA	0.3V	40	Highest Precision LDO Reference Available, Shutdown	\$5.10
5	Series	0°C to 70°C	0.05	3	-10mA to 15mA	LT1027CCN8-5	DIP-8	2.7mA	3.0V	3	Tight Tolerance and Low TC Buried Zener Reference	\$4.40
5	Series	0°C to 70°C	0.05	3	-10mA to 15mA	LT1027CCS8-5	SO-8	2.7mA	3.0V	3	Tight Tolerance and Low TC Buried Zener Reference	\$4.50
5	Series	0°C to 70°C	0.05	5	±10mA	LT1019ACN8-5	DIP-8	1.0mA	1.1V	12	Tight Tolerance and Low TC Bandgap Reference	\$6.25
5	Series	0°C to 70°C	0.05	5	±10mA	LT1019ACS8-5	SO-8	1.0mA	1.1V	12	Tight Tolerance and Low TC Bandgap Reference	\$5.40
5	Series	0°C to 70°C	0.05	5	-10mA to 15mA	LT1027DCN8-5	DIP-8	2.7mA	3.0V	3	Tight Tolerance and Low TC Buried Zener Reference	\$3.90
5	Series	0°C to 70°C	0.05	5	-10mA to 15mA	LT1027DCS8-5	SO-8	2.7mA	3.0V	3	Tight Tolerance and Low TC Buried Zener Reference	\$4.70
5	Series	0°C to 70°C	0.05	5	±10mA	LT1236ACN8-5	DIP-8	1.2mA	2.2V	3	Tight Tolerance and Low TC	\$3.75
5	Series	0°C to 70°C	0.05	5	±10mA	LT1236ACS8-5	SO-8	1.2mA	2.2V	3	Tight Tolerance and Low TC	\$3.75
5	Series	0°C to 70°C	1.00	5	±10mA	LT1021BCN8-5	DIP-8	1.2mA	2.2V	3	Buried Zener Series Reference	\$5.25
5	Series	0°C to 70°C	1.00	5	±10mA	LT1021BCH-5	TO-5	1.2mA	2.2V	3	Very Low Drift, Buried Zener, Series Reference	\$6.90
5	Series	0°C to 70°C	0.06	7	0mA to 50mA	LT1461BCS8-5	SO-8	50µA	0.3V	40	Tight Tolerance, Low TC and Low Dropout, Shutdown	\$3.50
5	Series	0°C to 70°C	0.10	7.5	-10mA to 15mA	LT1027ECN8-5	DIP-8	2.7mA	3.0V	3	Tight Tolerance and Low TC Buried Zener Reference	\$3.60
5	Series	0°C to 70°C	0.10	7.5	-10mA to 15mA	LT1027ECS8-5	SO-8	2.7mA	3.0V	3	Tight Tolerance and Low TC Buried Zener Reference	\$2.25
5	Series	0°C to 70°C	0.05	10	-3mA to 5mA	LT1790ACS6-5	SOT-23-6	60µA	0.1V	80	High Precision SOT-23 Reference	\$2.91
5	Shunt	0°C to 70°C	0.05	10	Shunt	LT1634ACS8-5	SO-8	7µA-30mA	Shunt	35	Upgrade for LT1004/1034 and LM185/385	\$4.50
5	Series	0°C to 70°C	0.075	10	-1mA to 20mA	LT1460ACN8-5	DIP-8	175µA	0.9V	20	Output Capacitor Optional	\$3.20
5	Series	0°C to 70°C	0.075	10	-1mA to 20mA	LT1460ACS8-5	SO-8	175µA	0.9V	20	Output Capacitor Optional	\$3.35
5	Series	0°C to 70°C	0.10	10	±10mA	LT1236BCN8-5	DIP-8	1.2mA	2.2V	3	Tight Tolerance and Low TC	\$2.15
5	Series	0°C to 70°C	0.10	10	±10mA	LT1236BCS8-5	SO-8	1.2mA	2.2V	3	Tight Tolerance and Low TC	\$2.35
5	Series	0°C to 70°C	0.10	12	0mA to 50mA	LT1461CCS8-5	SO-8	50µA	0.3V	40	Tight Tolerance, Low TC and Low Dropout, Shutdown	\$1.50
5	Series	0°C to 70°C	0.10	15	±10mA	LT1236CCN8-5	DIP-8	1.2mA	2.2V	3	Buried Zener Series Reference	\$1.95
5	Series	0°C to 70°C	0.10	15	±10mA	LT1236CCS8-5	SO-8	1.2mA	2.2V	3	Buried Zener Series Reference	\$1.95
5	Series	0°C to 70°C	0.10	15	-1mA to 20mA	LT1460CCMS8-5	MSOP-8	175µA	0.9V	20	Output Capacitor Optional	\$3.35
5	Series	0°C to 70°C	0.05	20	±10mA	LT1021CCH-5	TO-5	1.2mA	2.2V	3	Buried Zener Series Reference	\$5.15
5	Series	0°C to 70°C	0.05	20	±10mA	LT1021CCN8-5	DIP-8	1.2mA	2.2V	3	Buried Zener Series Reference	\$3.50
5	Series	0°C to 70°C	0.10	20	-1mA to 20mA	LT1460DCN8-5	DIP-8	175µA	0.9V	20	Output Capacitor Optional	\$2.00
5	Series	0°C to 70°C	0.10	20	-1mA to 20mA	LT1460DCS8-5	SO-8	175µA	0.9V	20	Output Capacitor Optional	\$2.05
5	Series	0°C to 70°C	0.20	20	±10mA	LT1019CN8-5	DIP-8	1.2mA	1.1V	12	Precision Series Bandgap Reference	\$3.70
5	Series	0°C to 70°C	0.20	20	±10mA	LT1019CS8-5	SO-8	1.2mA	1.1V	12	Precision Series Bandgap Reference	\$4.65
5	Shunt	0°C to 70°C	0.2	20	Shunt	LT1029ACZ	TO-92	600µA-10mA	Shunt	-	General Purpose Reference	\$2.50
5	Series	0°C to 70°C	0.20	20	-1mA to 20mA	LT1460HCS3-5	SOT-23-3	200µA	0.9V	20	Precision SOT-23 Reference	\$3.00
5	Series	0°C to 70°C	0.20	20	-1mA to 20mA	LT6660HCDC-5	DFN	200µA	0.9V	20	2x2 Pkg, 20mA Output, No Output Cap	\$1.32
5	Series	0°C to 70°C	0.40	20	-1mA to 20mA	LT1460JCS3-5	SOT-23-3	200µA	0.9V	20	SOT-23 Reference Output Cap Optional	\$2.46
5	Series	0°C to 70°C	0.40	20	-1mA to 20mA	LT6660JCDC-5	DFN	200µA	0.9V	20	2x2 Pkg, 20mA Output, No Output Cap	\$1.16
5	Series	0°C to 70°C	1.00	20	±10mA	LT1021DCN8-5	DIP-8	1.2mA	2.2V	3	Low Cost, Buried Zener, Series Reference	\$2.65
5	Series	0°C to 70°C	1.00	20	±10mA	LT1021DCS8-5	SO-8	1.2mA	2.2V	3	Low Cost, Buried Zener, Series Reference	\$3.20
5	Shunt	0°C to 70°C	0.05	25	Shunt	LT1634BCS8-5	SO-8	7µA-30mA	Shunt	35	Upgrade for LT1004/1034 and LM185/385	\$2.35
5	Series	0°C to 70°C	0.10	25	-3mA to 5mA	LT1790BCS6-5	SOT-23-6	60µA	0.1V	80	Lowest Cost Precision Series Reference Also SOT-23	\$1.25
5	Series	0°C to 70°C	0.15	25	-1mA to 20mA	LT1460FCMS8-5	MSOP-8	175µA	0.9V	20	Output Capacitor Optional	\$2.20
5	Shunt	0°C to 70°C	0.20	25	Shunt	LT1634CCZ-5	TO-92	7µA-30mA	Shunt	35	Upgrade for LT1004/1034 and LM185/385	\$2.10
5	Series	0°C to 70°C	0.25	25	-1mA to 20mA	LT1460GCZ-5	TO-92	175µA	0.9V	20	Precision TO-92 Series Reference Output Cap Optional	\$1.60
5	Shunt	0°C to 70°C	1.00	34	Shunt	LT1029CZ	TO-92	600µA-10mA	Shunt	-	General Purpose Reference	\$1.55

† Primary Sort Column
†† Secondary Sort Column



† Output Voltage (V)	Shunt/Series	†† Temperature Range (°C)	Accuracy Max 25°C (%)	TC of V _{OUT} Max (ppm/°C)	Output Current	Part Order Number	Package Type	I _O Max or Shunt Current	Dropout Voltage	0.1 - 10Hz Typ Noise (μV _{P-P})	Comment	Price 1K Qty
5	Series	0°C to 70°C	0.15	40	-2mA to 10mA	LTC1258CS8-5	SO-8	6.5μA	0.1V	40	Lowest Power LDO Reference Available	\$2.10
5	Series	0°C to 70°C	0.15	40	-2mA to 10mA	LTC1798CS8-5	SO-8	6.5μA	0.1V	40	Industry Standard Pinout Version of LTC1258	\$2.10
5	Shunt	0°C to 70°C	0.075	50	Shunt	LT1389BCS8-5	S8	1μA		100	Ultralow Power Shunt Reference	\$3.10
5	Series	0°C to 70°C	0.50	50	-1mA to 20mA	LT1460KCS3-5	SOT-23-3	200μA	0.9V	20	Low Cost SOT-23 Reference Output Cap Optional	\$1.35
5	Series	0°C to 70°C	0.50	50	-1mA to 20mA	LT6660KCDC-5	DFN	200μA	0.9V	20	2x2 Pkg, 20mA Output, No Output Cap	\$0.88
5	Series	0°C to 70°C	0.18	60	-2mA to 10mA	LTC1258CMS8-5	MSOP-8	6.5μA	0.1V	40	Lowest Power LDO Reference Available	\$2.40
5	Series	-40°C to 85°C	0.04	3	0mA to 50mA	LT1461AIS8-5	SO-8	50μA	0.3V	40	Highest Precision LDO Reference Available, Shutdown	\$5.40
5	Series	-40°C to 85°C	0.05	5	±10mA	LT1236AIS8-5	SO-8	1.2mA	2.2V	3	Tight Tolerance and Low TC	\$4.95
5	Series	-40°C to 85°C	0.06	7	0mA to 50mA	LT1461BIS8-5	SO-8	50μA	0.3V	40	Tight Tolerance, Low TC and Low Dropout, Shutdown	\$3.85
5	Series	-40°C to 85°C	0.05	10	±10mA	LT1019AIS8-5	SO-8	1.0mA	1.1V	12	Tight Tolerance and Low TC Bandgap Reference	\$5.65
5	Series	-40°C to 85°C	0.05	10	-3mA to 5mA	LT1790AIS6-5	SOT-23-6	60μA	0.1V	80	High Precision SOT-23 Reference	\$3.31
5	Shunt	-40°C to 85°C	0.05	10	Shunt	LT1634AIS8-5	SO-8	7μA-30mA	Shunt	35	Upgrade for LT1004/1034 and LM185/385	\$4.95
5	Series	-40°C to 85°C	0.10	10	±10mA	LT1236BIN8-5	DIP-8	1.2mA	2.2V	3	Tight Tolerance and Low TC	\$2.45
5	Series	-40°C to 85°C	0.10	10	±10mA	LT1236BIS8-5	SO-8	1.2mA	2.2V	3	Tight Tolerance and Low TC	\$2.45
5	Series	-40°C to 85°C	0.10	10	-1mA to 20mA	LT1460BIN8-5	DIP-8	175μA	0.9V	20	Output Capacitor Optional	\$4.80
5	Series	-40°C to 85°C	0.10	10	-1mA to 20mA	LT1460BIS8-5	SO-8	175μA	0.9V	20	Output Capacitor Optional	\$4.85
5	Series	-40°C to 85°C	0.10	12	0mA to 50mA	LT1461CIS8-5	SO-8	50μA	0.3V	40	Tight Tolerance, Low TC and Low Dropout, Shutdown	\$1.75
5	Series	-40°C to 85°C	0.10	15	±10mA	LT1236CIN8-5	DIP-8	1.2mA	2.2V	3	Buried Zener Series Reference	\$2.30
5	Series	-40°C to 85°C	0.10	15	±10mA	LT1236CIS8-5	SO-8	1.2mA	2.2V	3	Buried Zener Series Reference	\$2.30
5	Series	-40°C to 85°C	0.05	20	±10mA	LT1021CIN8-5	DIP-8	1.2mA	2.2V	3	Buried Zener Series Reference	\$4.65
5	Series	-40°C to 85°C	0.125	20	-1mA to 20mA	LT1460EIN8-5	DIP-8	175μA	0.9V	20	Output Capacitor Optional	\$2.25
5	Series	-40°C to 85°C	0.125	20	-1mA to 20mA	LT1460EIS8-5	SO-8	175μA	0.9V	20	Output Capacitor Optional	\$2.35
5	Series	-40°C to 85°C	0.20	20	±10mA	LT1019IN8-5	DIP-8	1.2mA	1.1V	12	Precision Series Bandgap Reference	\$4.75
5	Series	-40°C to 85°C	0.20	20	±10mA	LT1019IS8-5	SO-8	1.2mA	1.1V	12	Precision Series Bandgap Reference	\$4.85
5	Series	-40°C to 85°C	1.00	20	±10mA	LT1021DIN8-5	DIP-8	1.2mA	2.2V	3	Buried Zener Series Reference	\$3.50
5	Shunt	-40°C to 85°C	0.05	25	Shunt	LT1634BIS8-5	SO-8	7μA-30mA	Shunt	35	Upgrade for LT1004/1034 and LM185/385	\$2.85
5	Series	-40°C to 85°C	0.10	25	-3mA to 5mA	LT1790BIS6-5	SOT-23-6	60μA	0.1V	80	Lowest Cost Precision Series Reference Also SOT-23	\$1.56
5	Series	-40°C to 85°C	0.25	25	-1mA to 20mA	LT1460GIZ-5	TO-92	175μA	0.9V	20	Lowest Temp Co. TO-92 Reference Available	\$1.70
5	Series	-40°C to 85°C/125°C	0.20	20/50	-1mA to 20mA	LT1460LHS8-5	SO-8	175μA	0.9V	20	Extended Temperature Range O/P Cap Optional	\$2.55
5	Series	-40°C to 85°C	0.20	20	0mA to 10mA	LT1461DHS8-5	SO-8	50μA	0.3V	40	Highest Precision LDO Reference Available, Shutdown	\$1.50
5	Series	-40°C to 125°C	0.05	5	±5mA	LTC6652AHMS8-5	MSOP-8	560μA	0.3V	10	Precision, Low Noise, High Temperature Reference	\$3.36
5	Series	-40°C to 125°C	0.10	10	±5mA	LTC6652BHMS8-5	MSOP-8	560μA	0.3V	10	Precision, Low Noise, High Temperature Reference	\$1.65
5	Series	-40°C to 125°C	0.20	50	-1mA to 20mA	LT1460MHS8-5	SO-8	175μA	0.9V	20	Extended Temperature Range O/P Cap Optional	\$2.20
5	Series	-55°C to 125°C	1.00	5	±10mA	LT1021BMH-5	TO-5	1.2mA	2.2V	3	Very Low Drift, Buried Zener, Military Temp Range	\$15.00
5	Series	-55°C to 125°C	0.05	20	±10mA	LT1021CMH-5	TO-5	1.2mA	2.2V	3	Low Drift, Buried Zener, Military Temp Range	\$8.20
6.95	Shunt	0°C to 70°C	2.00	0.5	Shunt	LM399AH	TO-46	0.5mA-10mA	Shunt	-	Excellent Temperature Stability	\$6.56
6.95	Shunt	0°C to 70°C	2.00	1	Shunt	LM399H	TO-46	0.5mA-10mA	Shunt	-	Excellent Temperature Stability	\$4.65
7	Series	0°C to 70°C	0.71	5	±10mA	LT1021BCN8-7	DIP-8	1.2mA	1.5V	4	Buried Zener Series Reference	\$5.25
7	Series	0°C to 70°C	0.71	20	±10mA	LT1021DCN8-7	DIP-8	1.2mA	1.5V	4	Low Cost, Buried Zener, Series Reference	\$1.75
7	Series	0°C to 70°C	0.71	20	±10mA	LT1021DCS8-7	SO-8	1.2mA	1.5V	4	Low Cost, Buried Zener, Series Reference	\$3.20
7.2	Super Zener	-55°C to 125°C	4.00	0.05	Shunt	LTZ1000CH	TO-5	N/A	N/A	2	Ultra Stable, Temperature Controllable Reference	\$35.20
7.2	Super Zener	-55°C to 125°C	4.00	0.05	Shunt	LTZ1000ACH	TO-5	N/A	N/A	2	Ultra Stable, Temperature Controllable Reference	\$44.80
10	Series	0°C to 70°C	0.05	5	±10mA	LT1019ACN8-10	DIP-8	1.0mA	1.1V	25	Tight Tolerance and Low TC Bandgap Reference	\$6.25
10	Series	0°C to 70°C	0.05	5	±10mA	LT1236ACN8-10	DIP-8	1.2mA	1.5V	6	Tight Tolerance and Low TC	\$2.95
10	Series	0°C to 70°C	0.05	5	±10mA	LT1236ACS8-10	SO-8	1.2mA	1.5V	6	Tight Tolerance and Low TC	\$3.10
10	Series	0°C to 70°C	0.05	5	±10mA	LT1031BCH	TO-39	1.7mA	1.0V	6	Plug-In Replacement for LH0070 and AD581	\$7.40
10	Series	0°C to 70°C	0.10	15	±10mA	LT1031CCH	TO-39	1.7mA	1.0V	6	Plug-In Replacement for LH0070 and AD581	\$4.45
10	Series	0°C to 70°C	0.20	25	±10mA	LT1031DCH	TO-39	1.7mA	1.0V	6	Plug-In Replacement for LH0070 and AD581	\$3.40
10	Series	0°C to 70°C	0.50	5	±10mA	LT1021BCN8-10	DIP-8	1.7mA	1.5V	6	Buried Zener Series Reference	\$5.25
10	Series	0°C to 70°C	0.075	10	-1mA to 20mA	LT1460ACN8-10	DIP-8	270μA	0.9V	40	Output Capacitor Optional	\$2.75
10	Series	0°C to 70°C	0.075	10	-1mA to 20mA	LT1460ACS8-10	SO-8	270μA	0.9V	40	Output Capacitor Optional	\$3.15
10	Series	0°C to 70°C	0.10	10	±10mA	LT1236BCN8-10	DIP-8	1.2mA	1.5V	6	Tight Tolerance and Low TC	\$2.35
10	Series	0°C to 70°C	0.10	10	±10mA	LT1236BCS8-10	SO-8	1.2mA	1.5V	6	Tight Tolerance and Low TC	\$2.35
10	Series	0°C to 70°C	0.10	15	±10mA	LT1236CCN8-10	DIP-8	1.2mA	1.5V	6	Buried Zener Series Reference	\$2.20

† Primary Sort Column
 †† Secondary Sort Column



MS-8, MS-10 = MSOP; SSOPN = Narrow SSOP; SSOPW = Wide SSOP; SOW = Wide SO

Amps, Refs, Filters, Comps
 Power Management
 Data Conversion
 Interface
 High Frequency
 Reference Material

REFERENCES

Amps, Refs,
Filters, Comps
REFERENCES

Power
Management

Data
Conversion

Interface

High
Frequency

Reference
Material

†	Output Voltage (V)	Shunt/Series	†† Temperature Range (°C)	Accuracy Max 25°C (%)	TC of V _{OUT} Max (ppm/°C)	Output Current	Part Order Number	Package Type	I ₀ Max or Shunt Current	Dropout Voltage	0.1 - 10Hz Typ Noise (μV _{P-P})	Comment	Price 1K Qty
	10	Series	0°C to 70°C	0.10	15	±10mA	LT1236CCS8-10	SO-8	1.2mA	1.5V	6	Buried Zener Series Reference	\$2.20
	10	Series	0°C to 70°C	0.10	15	-1mA to 20mA	LT1460CCMS8-10	MSOP-8	270μA	0.9V	40	Output Capacitor Optional	\$3.35
	10	Series	0°C to 70°C	0.05	20	±10mA	LT1021CCN8-10	DIP-8	1.7mA	1.5V	6	Buried Zener Series Reference	\$3.50
	10	Series	0°C to 70°C	0.10	20	-1mA to 20mA	LT1460DCN8-10	DIP-8	270μA	0.9V	40	Output Capacitor Optional	\$2.00
	10	Series	0°C to 70°C	0.10	20	-1mA to 20mA	LT1460DCS8-10	SO-8	270μA	0.9V	40	Output Capacitor Optional	\$2.05
	10	Series	0°C to 70°C	0.20	20	±10mA	LT1019CN8-10	DIP-8	1.2mA	1.1V	25	Precision Series Bandgap Reference	\$3.70
	10	Series	0°C to 70°C	0.20	20	±10mA	LT1019CS8-10	SO-8	1.2mA	1.1V	25	Precision Series Bandgap Reference	\$4.65
	10	Series	0°C to 70°C	0.20	20	-1mA to 20mA	LT1460HCS3-10	SOT-23-3	270μA	0.9V	40	Only 10V SOT-23 Reference Available, O/P Cap Optional	\$3.00
	10	Series	0°C to 70°C	0.20	20	-1mA to 20mA	LT6660HCDC-10	DFN	270μA	0.9V	40	2x2 Pkg, 20mA Output, No Output Cap	\$1.32
	10	Series	0°C to 70°C	0.40	20	-1mA to 20mA	LT1460JCS3-10	SOT-23-3	270μA	0.9V	40	Only 10V SOT-23 Reference Available, O/P Cap Optional	\$2.45
	10	Series	0°C to 70°C	0.40	20	-1mA to 20mA	LT6660JCDC-10	DFN	270μA	0.9V	40	2x2 Pkg, 20mA Output, No Output Cap	\$1.16
	10	Series	0°C to 70°C	0.50	20	±10mA	LT1021DCN8-10	DIP-8	1.7mA	1.5V	6	Low Cost, Buried Zener, Series Reference	\$2.65
	10	Series	0°C to 70°C	0.50	20	±10mA	LT1021DCS8-10	SO-8	1.7mA	1.5V	6	Low Cost, Buried Zener, Series Reference	\$3.20
	10	Series	0°C to 70°C	0.15	25	-1mA to 20mA	LT1460FCMS8-10	MSOP-8	270μA	0.9V	40	Output Capacitor Optional	\$2.20
	10	Series	0°C to 70°C	0.25	25	-1mA to 20mA	LT1460GCZ-10	TO-92	270μA	0.9V	40	Only TO-92 10V Series Reference Output Cap Optional	\$1.60
	10	Series	0°C to 70°C	0.50	50	-1mA to 20mA	LT1460KCS3-10	SOT-23-3	270μA	0.9V	40	Only 10V SOT-23 Reference Available, O/P Cap Optional	\$1.35
	10	Series	0°C to 70°C	0.50	50	-1mA to 20mA	LT6660KCDC-10	DFN	270μA	0.9V	40	2x2 Pkg, 20mA Output, No Output Cap	\$0.88
	10	Series	-40°C to 85°C	0.05	5	±10mA	LT1236AIN8-10	DIP-8	1.2mA	1.5V	6	Tight Tolerance and Low TC	\$3.55
	10	Series	-40°C to 85°C	0.05	5	±10mA	LT1236AIS8-10	SO-8	1.2mA	1.5V	6	Tight Tolerance and Low TC	\$3.70
	10	Series	-40°C to 85°C	0.10	10	±10mA	LT1236BIN8-10	DIP-8	1.2mA	1.5V	6	Tight Tolerance and Low TC	\$2.85
	10	Series	-40°C to 85°C	0.10	10	±10mA	LT1236BIS8-10	SO-8	1.2mA	1.5V	6	Tight Tolerance and Low TC	\$2.85
	10	Series	-40°C to 85°C	0.10	10	-1mA to 20mA	LT1460BIN8-10	DIP-8	270μA	0.9V	40	Output Capacitor Optional	\$4.60
	10	Series	-40°C to 85°C	0.10	10	-1mA to 20mA	LT1460BIS8-10	SO-8	270μA	0.9V	40	Output Capacitor Optional	\$4.85
	10	Series	-40°C to 85°C	0.10	15	±10mA	LT1236CIN8-10	DIP-8	1.2mA	1.5V	6	Buried Zener Series Reference	\$2.65
	10	Series	-40°C to 85°C	0.10	15	±10mA	LT1236CIS8-10	SO-8	1.2mA	1.5V	6	Buried Zener Series Reference	\$2.65
	10	Series	-40°C to 85°C	0.05	20	±10mA	LT1021CIN8-10	DIP-8	1.7mA	1.5V	6	Buried Zener Series Reference	\$4.65
	10	Series	-40°C to 85°C	0.20	20	±10mA	LT1019IN8-10	DIP-8	1.2mA	1.1V	25	Precision Series Bandgap Reference	\$4.75
	10	Series	-40°C to 85°C	0.50	20	±10mA	LT1021DIN8-10	DIP-8	1.7mA	1.5V	6	Buried Zener Series Reference	\$3.50
	10	Series	-40°C to 85°C	0.125	20	-1mA to 20mA	LT1460EIN8-10	DIP-8	270μA	0.9V	40	Output Capacitor Optional	\$2.25
	10	Series	-40°C to 85°C	0.125	20	-1mA to 20mA	LT1460EIS8-10	SO-8	270μA	0.9V	40	Output Capacitor Optional	\$2.35
	10	Series	-40°C to 85°C	0.25	25	-1mA to 20mA	LT1460GIZ-10	TO-92	270μA	0.9V	40	Only TO-92 10V Series Reference, Output Cap Optional	\$1.70
	10	Series	-55°C to 125°C	0.05	11	±10mA	LH0070-2H	TO-39	5mA	1.4V	6	Low Drift Precision Reference for Series or Shunt Mode	\$8.75
	10	Series	-55°C to 125°C	0.05	5	±10mA	LT1031BMH	TO-39	1.7mA	1.0V	6	Plug-In Replacement for LH0070 and AD581	\$11.50
	10	Series	-55°C to 125°C	1.00	5	±10mA	LT1021BMH-10	TO-5	1.2mA	2.2V	3	Very Low Drift, Buried Zener, Military Temp Range	\$15.00
	10	Series	-55°C to 125°C	0.10	17	±10mA	LH0070-0H	TO-39	5mA	1.4V	6	Low Drift Precision Reference for Series or Shunt Mode	\$5.35
	10	Series	-55°C to 125°C	0.10	17	±10mA	LH0070-1H	TO-39	5mA	1.4V	6	Low Drift Precision Reference for Series or Shunt Mode	\$6.85
	10	Series	-55°C to 125°C	0.20	25	±10mA	LT1031DMH	TO-39	1.7mA	1.0V	6	Plug-In Replacement for LH0070 and AD581	\$4.65
Adjust	Series	0°C to 70°C	0.5	30 Typ	±200μA	LT6650CS5	SOT-23-5	11μA	0.1V	20	400mV Reference with Internal Amplifier	\$1.25	
Adjust	Series	0°C to 70°C	0.40	40	-2mA to 10mA	LTC1258CS8	SO-8	6.5μA	0.1V	40	V _{OUT} Range 0 to ±12.5V	\$2.10	
Adjust	Series	0°C to 70°C	0.40	40	-2mA to 10mA	LTC1798CS8	SO-8	6.5μA	0.1V	40	Industry Standard Pin-Out Version of LTC1258	\$2.10	
Adjust	Shunt	0°C to 70°C	0.40	30 Typ	Shunt	LT1431CN8	DIP-8	1mA-100mA	Shunt	-	-	Adjustable Shunt Regulator, Voltage from 2.5V to 36V	\$1.20
Adjust	Shunt	0°C to 70°C	0.40	30 Typ	Shunt	LT1431CS8	SO-8	1mA-100mA	Shunt	-	-	Adjustable Shunt Regulator, Voltage from 2.5V to 36V	\$1.75
Adjust	Shunt	0°C to 70°C	0.40	30 Typ	Shunt	LT1431CZ	TO-92	1mA-100mA	Shunt	-	-	Adjustable Shunt Regulator, Voltage from 2.5V to 36V	\$1.05
Adjust	Series	0°C to 70°C	0.46	60	-2mA to 10mA	LTC1258CMS8	MSOP-8	6.5μA	0.1V	40	Low Power LDO with Adj. V _{OUT} Range	\$2.50	
Adjust	Series	0°C to 70°C	5.5	30 Typ	±10mA	LT1635CN8	DIP-8	130μA	0.8V	-	-	200mV Reference with Internal Amplifier	\$1.75
Adjust	Series	0°C to 70°C	5.5	30 Typ	±10mA	LT1635CS8	SO-8	130μA	0.8V	-	-	200mV Reference with Internal Amplifier	\$1.95
Adjust	Series	-40°C to 85°C	5.5	30 Typ	±10mA	LT1635IN8	DIP-8	130μA	0.8V	-	-	200mV Reference with Internal Amplifier	\$2.15
Adjust	Series	-40°C to 85°C	5.5	30 Typ	±10mA	LT1635IS8	SO-8	130μA	0.8V	-	-	200mV Reference with Internal Amplifier	\$2.40
Adjust	Series	-40°C to 85°C	0.5	30 Typ	±200μA	LT6650IS5	SOT-23-5	11μA	0.1V	20	400mV Reference with Internal Amplifier	\$1.69	
Adjust	Series	-40°C to 85°C	0.5	30 Typ	±200μA	LT6650HS5	SOT-23-5	11μA	0.1V	20	400mV Reference with Internal Amplifier	\$1.69	

† Primary Sort Column
†† Secondary Sort Column

Part Number	Temperature Range	Output Voltage Options	Accuracy Max 25°C (%)	TC of V _{OUT} Max (ppm/°C)	Output Current	Package	Supply Voltage	Features
LTC6652	-40° to 125°C	1.25V, 2V, 2.5V, 3V, 3.3V, 4V, 5V	±0.05	5	±5mA	MSOP-8	(V_{OUT}+300mV) to 13.2V	2ppm Noise, Shutdown Mode with <2μA
LT1460xH	-40° to 125°C	2.5V, 5V	±0.2	50	0 to 10mA	SO-8	(V _{OUT} +0.9V) to 30V	Reverse Battery Protected, No Output Capacitor Required
LT1461DH	-40° to 125°C	2.5V, 3V, 3.3V, 4.096V, 5V	±0.15	20	-1mA to 20mA	SO-8	(V _{OUT} +0.3V) to 30V	Micropower with High Output Current and Shutdown
LT6650H	-40° to 125°C	0.4V	±0.5	30 Typ	±200μA	SOT-23	(V _{OUT} +1V) to 30V	400mV Reference with Internal Amp for Adjustable Output Voltage
LT1021xM	-55° to 125°C	5V, 10V	±0.05	5	±10mA	TO-5	(V _{OUT} +1V) to 40V	Low Drift, 1ppm Noise, Shunt Mode or Series with ±10mA Output
LT1031	-55° to 125°C	10V	±0.05	5	±10mA	TO-39	11V to 40V	Low Noise, Shunt or Series Modes, ±10mA Output, AD581 Replacement
LTZ1000	-55° to 125°C	7.2V	±4	0.05	N/A (Shunt Device)	TO-5	N/A (Shunt Device)	Ultra Precision, Super Zener, 1.2μVp-p Noise, Low Hysteresis

VOLTAGE REFERENCES COMBINED WITH AN AMPLIFIER OR COMPARATOR(S)

Part Number	Amplifier or Comparator Description	† Voltage Reference Output (V)	Reference Accuracy Max 25°C (%)	Input Offset Max 25°C (mV)	Input Common Mode Range (V)	Comparator Prop Delay or Amp GBW (μs or kHz)	V _{SUPPLY} Range (V)	I _{SUPPLY} Max 25°C (μA)	Package	Price
LT1635	Micropower Rail-to-Rail Op Amp, LM10 Pinout	0.2	2.5%	1.3	V- to (V+ -1V)	175kHz	1.2 to 14	200	DIP-8/SO-8	\$1.75
LT6650	Micropower Rail-to-Rail Buffer Amplifier	0.4	2.0%	n/a	n/a	56kHz	1.4 to 20	11	SOT-23	\$1.25
LT6700-1	Dual Low Voltage Inverting/Non-Inverting Comparator	0.4	2.0%	n/a	-0.3V to 18V	18μs	1.4 to 18.5	10	SOT-23/DFN	\$1.25
LT6700-2	Dual Low Voltage Comparator, Two Inverting Inputs	0.4	2.0%	n/a	-0.3V to 18V	18μs	1.4 to 18.5	10	SOT-23/DFN	\$1.25
LT6700-3	Dual Low Voltage Comparator, Two Non-Inverting Inputs	0.4	2.0%	n/a	-0.3V to 18V	18μs	1.4 to 18.5	10	SOT-23/DFN	\$1.25
LT6700HV-1	Dual Low Voltage Inverting/Non-Inverting Comparator	0.4	2.0%	n/a	-0.3V to 36V	18μs	1.4 to 18.5	10	SOT-23	C.F.
LT6700HV-2	Dual Low Voltage Comparator, Two Inverting Inputs	0.4	2.0%	n/a	-0.3V to 36V	18μs	1.4 to 18.5	10	SOT-23	C.F.
LT6700HV-3	Dual Low Voltage Comparator, Two Non-Inverting Inputs	0.4	2.0%	n/a	-0.3V to 36V	18μs	1.4 to 18.5	10	SOT-23	C.F.
LT6703-2	Low Voltage Comparator, Access to Non-Inverting Input	0.4	2.0%	n/a	-0.3V to 18V	18μs	1.4 to 18.5	10	SOT-23/DFN	\$0.75
LT6703-3	Low Voltage Comparator, Access to Inverting Input	0.4	2.0%	n/a	-0.3V to 18V	18μs	1.4 to 18.5	10	SOT-23/DFN	\$0.75
LT6703HV-2	Low Voltage Comparator, Access to Non-Inverting Input	0.4	2.0%	n/a	-0.3V to 36V	18μs	1.4 to 18.5	10	SOT-23	C.F.
LT6703HV-3	Low Voltage Comparator, Access to Inverting Input	0.4	2.0%	n/a	-0.3V to 36V	18μs	1.4 to 18.5	10	SOT-23	C.F.
LTC1440	Ultralow Power Comparator	1.182	1.5%	10	V- to (V+ -1.3V)	8μs	2 to 11	4	DIP-8/MSOP-8/SO-8/DFN	\$1.45
LTC1442	Dual Ultralow Power Comparator	1.182	1.0%	10	V- to (V+ -1.3V)	8μs	2 to 11	5.7	DIP-8/SO-8	\$2.20
LTC1443	Quad Ultralow Power Comparator	1.182	1.0%	10	V- to (V+ -1.3V)	4μs	2 to 11	8.5	DIP-16/SO-16/DFN	\$2.25
LTC1540	Nanopower Comparator	1.182	2.2%	12	V- to (V+ -1.3V)	50μs	2 to 11	0.7	MSOP-8/SO-8/DFN	\$1.60
LTC1842	Dual Ultralow Power Comparator, Open Drain Outputs	1.182	1.0%	10	V- to (V+ -1.3V)	4μs	2.5 to 11	5.7	SO-8	\$1.40
LTC1843	Dual Ultralow Power Inverting/Non-Inverting Comparator	1.182	1.0%	10	V- to (V+ -1.3V)	4μs	2.5 to 11	5.7	SO-8	\$1.40
LTC1541	Micropower Amplifier and Comparator	1.2	1.25%	2	V- to (V+ -1.3V)	8μs	2.5 to 12.6	7.5	MSOP-8/SO-8/DFN	\$1.50
LTC1998	Comparator, Battery Monitor with Adj. Thresholds	1.2	1.0%	n/a	n/a	150μs	1.5 to 5.5	3.5	SOT-23	\$0.95
LTC1444	Quad Ultralow Power Comparator, Open Drain Outputs	1.221	1.0%	10	V- to (V+ -1.3V)	4μs	2 to 11	8.5	DIP-16/SO-16/DFN	\$2.25
LTC1445	Quad Ultralow Power Comparator	1.221	1.0%	10	V- to (V+ -1.3V)	4μs	2 to 11	8.5	DIP-16/SO-16/DFN	\$2.25

† Primary Sort Column
C.F. = Contact Factory

FILTERS

Part Number	Filter Order	Filters per Package	Filter Configuration	† Max f _{CENTER} or f _{CUTOFF}	Clock Tunable (Y/N)	f ₀ /f _{CLK}	Supply Current (mA)	Package	Important Features	Price 1K Qty*
Lowpass Filters: Preconfigured for lowpass operation										
LTC1069-1	8	1	Elliptic	12kHz	Y	100:1	2.5	DIP-8/SO-8	Single 3.3V Supply, Wide Dynamic Range SO-8	\$4.70
LTC1062	5	1	Butterworth	20kHz	Y	100:1	4.5	DIP-8/SOW-16	No DC Error, Internal or External Clock can be used	\$3.20
LTC1164-5	8	1	Butterworth or Bessel	20kHz	Y	100, 50:1	2.5	DIP-14/SOW-16	Low Power, Pin Select Butterworth or Bessel	\$10.80
LTC1069-6	8	1	Elliptic	20kHz	Y	50:1	1.2	DIP-8/SO-8	Single 3.3V Supply, Wide Dynamic Range SO-8	\$4.80
LTC1164-7	8	1	Improved Bessel	20kHz	Y	100, 50:1	2.5	DIP-14/SOW-16	Constant Group Delay, No External Components	\$10.80
LTC1164-XX	8	1	Semi-custom	20kHz	Y	100, 50:1	4	DIP-14/SOW-16	Semi-Custom LTC1164	C.F.
LTC1164-6	8	1	Elliptic	30kHz	Y	100, 50:1	2.5	DIP-14/SOW-16	Low Power, Pin Select Elliptic or Linear Phase	\$12.35
LTC1065	5	1	Bessel	50kHz	Y	100:1	2.5	DIP-8/SOW-16	DC Accurate Bessel, Internal or External Clock	\$5.50

† Primary Sort Column

FILTERS

Amps, Refs, Filters, Comps
FILTERS
Power Management
Data Conversion
Interface
High Frequency
Reference Material

Part Number	Filter Order	Filters per Package	Filter Configuration	† Max f _{CENTER} or f _{CUTOFF}	Clock Tunable (Y/N)	f ₀ /f _{CLK}	Supply Current (mA)	Package	Important Features	Price 1K Qty*
LTC1063	5	1	Butterworth	50kHz	Y	100:1	2.7	DIP-8/SOW-16	No DC Error, Self Clock with RC or External Clock	\$5.50
LTC1064-1	8	1	Cauer	50kHz	Y	100, 50:1	10	DIP-14/SOW-16	Low Noise, No External Components	\$12.35
LTC1068-XX	8	1	Semi-custom	56kHz	Y	100:1	5	DIP-24/SSOP-28	Semi-Custom LTC1068	C.F.
LTC1569-6	10	1	Root Raised Cosine	64kHz	Y	128:1	3	SO-8	One Resistor Sets fc, 3V to ±5V Operation	\$5.50
LTC1064-3	8	1	Bessel	95kHz	Y	150, 75:1	10	DIP-14/SOW-16	Low Noise, No External Components	\$9.60
LTC1064-4	8	1	Cauer	100kHz	Y	100, 50:1	11	DIP-14/SOW-16	Low Noise and ±0.03% THD or Better	\$13.70
LTC1064-7	8	1	Improved Bessel	100kHz	Y	100, 50:1	11	DIP-14/SOW-16	Constant Group Delay, Steeper Roll-Off than Bessel	\$10.80
LTC1066-1	8	1	Elliptic/Linear Phase	120kHz	Y	100, 50:1	14	SOW-18	14-Bit DC Accurate, Pin Select Cauer or Bessel	\$17.10
LTC1064-2	8	1	Butterworth	140kHz	Y	100, 50:1	11	DIP-14/SOW-16	Low Noise, No External Components	\$10.80
LTC1064-XX	8	1	Semi-custom	140kHz	Y	100, 50:1	12	DIP-14/SOW-16	Semi-Custom LTC1064	C.F.
LTC1564	8	1	Elliptic	150kHz	N	n/a	17	SSOP-16	4-Bit Programmable Filter + 4-Bit PGA, Rail-to-Rail	\$8.95
LTC1564-XX	8	1	Semi-custom	150kHz	N	n/a	17	SSOP-16	Semi-Custom LTC1564	C.F.
LTC1264-7	8	1	Improved Bessel	200kHz	Y	50, 25:1	11	DIP-14/SOW-16	Constant Group Delay, No External Components	\$13.70
LTC1264-XX	8	1	Semi-custom	200kHz	Y	50, 25:1	14	DIP-14/SOW-16	Semi-Custom LTC1264	C.F.
LTC1069-7	8	1	Linear Phase	200kHz	Y	25:1	13	DIP-8/SO-8	Input Double Sampled, Passband Gain=-1V/V, SO-8	\$4.80
LTC1563-3	4	1	Bessel	256kHz	N	n/a	10	SSOP-16	Active RC, Rail-to-Rail In/Out, One Resistor Sets fc	\$1.95
LTC1563-2	4	1	Butterworth	256kHz	N	n/a	10	SSOP-16	Active RC, Rail-to-Rail In/Out, One Resistor Sets fc	\$1.95
LTC1569-7	10	1	Root Raised Cosine	300kHz	Y	32:1	6	SO-8	One Resistor Sets fc, 3V to ±5V Operation	\$5.95
LTC1565-31	7	1	Linear Phase	650kHz	N	n/a	23	SO-8	Active RC, Differential In/Out, Shutdown Mode	\$3.65
LTC1560-1	5	1	Elliptic	1MHz	N	n/a	22	SO-8	Active RC, Pin Select fc = 1MHz or 500kHz, SO-8	\$4.65
LTC1566-1	7	1	Linear Phase	2.3MHz	N	n/a	23	SO-8	Active RC, Differential In/Out, Low Noise	\$5.95
LT6600-2.5	4	1	Chebyshev	2.5MHz	N	n/a	30	SO-8	Low Noise Fully Differential Amp + 2.5MHz Lowpass	\$2.95
LT1568	4	2	Building Block	5MHz	N	n/a	35	SSOP-16	Two Matched Lowpass or One Lowpass/Bandpass	\$4.25
LT6600-5	4	1	Chebyshev	5MHz	N	n/a	31	SO-8	Low Noise Fully Differential Amp + 5MHz Lowpass	\$2.95
LT6600-10	4	1	Chebyshev	10MHz	N	n/a	39	SO-8	Low Noise Fully Differential Amp + 10MHz Lowpass	\$2.95
LT6600-15	4	1	Chebyshev	15MHz	N	n/a	39	SO-8	Low Noise Fully Differential Amp + 15MHz Lowpass	\$2.95
LT6600-20	4	1	Chebyshev	20MHz	N	n/a	46	SO-8	Low Noise Fully Differential Amp + 20MHz Lowpass	\$2.95
Universal Filters: Can be configured for lowpass, bandpass, highpass and notch										
LTC1060	4	2	Building Block	20kHz	Y	100, 50:1	2.5	DIP-20/SOW-20	Improved MF10 Replacement	\$3.70
LTC1067	4	2	Building Block	20kHz	Y	100:1	2.45	SSOP-16/SO-16	Rail-to-Rail In/Out, Low Noise, Single 3V Supply	\$3.50
LTC1164	8	4	Building Block	20kHz	Y	100, 50:1	4	DIP-24/SO-24	Low Noise, Low Power, Wide Dynamic Range Filter	\$8.10
LTC1164-XX	8	1	Semi-Custom	20kHz	Y	100, 50:1	4	DIP-14/SOW-16	Semi-Custom LTC1164	C.F.
LTC1068-200	8	4	Building Block	25kHz	Y	200:1	3.5	DIP-24/SSOP-28	Low Noise, High Accuracy, 4 Matched Filters	\$6.35
LTC1061	6	3	Building Block	35kHz	Y	100, 50:1	4.5	DIP-20/SOW-20	6th Order, fo x Q Product up to 1MHz	\$7.45
LTC1059	2	1	Building Block	40kHz	Y	100, 50:1	1.5	DIP-14/SO-14	Low Noise, MF5 Replacement	\$3.10
LTC1067-50	4	2	Building Block	40kHz	Y	50:1	2.45	SSOP-16/SO-16	Rail-to-Rail In/Out, Low Noise, Single 3V Supply	\$3.50
LTC1068	8	4	Building Block	50kHz	Y	100:1	3.5	DIP-24/SSOP-28	Low Noise, High Accuracy, 4 Matched Filters	\$6.15
LTC1068-50	8	4	Building Block	50kHz	Y	50:1	3	DIP-24/SSOP-28	Low Noise, High Accuracy, 4 Matched Filters	\$6.35
LTC1068-XX	8	1	Semi-Custom	56kHz	Y	100:1	5	DIP-24/SSOP-28	Semi-Custom LTC1068	C.F.
LTC1064	8	4	Building Block	140kHz	Y	100, 50:1	12	DIP-24/SOW-24	Low Noise, 4 Independent Filters in 1 Pkg	\$8.10
LTC1064-XX	8	1	Semi-Custom	140kHz	Y	100, 50:1	12	DIP-14/SOW-16	Semi-Custom LTC1064	C.F.
LTC1562	8	1	Building Block	150kHz	N	n/a	18	DIP-16/SSOP-20	Active RC, Rail-to-Rail In/Out, 14-16-Bit Applications	\$8.95
LTC1564-XX	8	1	Semi-Custom	150kHz	N	n/a	17	SSOP-16	Semi-Custom LTC1564	C.F.
LTC1068-25	8	4	Building Block	200kHz	Y	25:1	3.5	DIP-24/SSOP-28	Low Noise, High Accuracy, 4 Matched Filters	\$6.35
LTC1264	8	4	Building Block	250kHz	Y	20:1	14	DIP-24/SOW-24	High Speed, Low Noise, Input Double Sampled	\$9.45
LTC1264-XX	8	1	Semi-Custom	200kHz	Y	50, 25:1	14	DIP-14/SOW-16	Semi-Custom LTC1264	C.F.
LTC1562-2	8	1	Building Block	300kHz	N	n/a	21	SSOP-20	Active RC, Rail-to-Rail In/Out, 14-16-Bit Applications	\$8.95
LT1567	2	1	Building Block	5MHz	N	n/a	15	MSOP-8	Active RC, Differential Out, Low Noise, Rail-to-Rail	\$1.85

Note: *C.F. = Contact Factory
† Primary Sort Column

HIGH SPEED COMPARATORS

Part Number	† Number Per Pkg	†† Prop Delay (ns)	Output Rise/Fall Time (ns)	Max Toggle Frequency (MHz)	Input Offset Max 25°C (mV)	Supply Voltage (V)	Supply Current (mA)	Input Voltage Range	Rail-to-Rail Output	Comp. Outputs	Output Latch	Package	Notes	Price 1K Qty
LT1719S8	Single	4.2	2.5/2.2	70	2.5	2.7 to 10.5	4.2	(V ⁻ -0.1V) to (V ⁺ -1.2V)	yes	no	no	SO-8	Separate Output Supply, Shutdown	\$1.95
LT1719S6	Single	4.5	2.5/2.2	70	2.5	2.7 to 6	4.2	(V ⁻ -0.1V) to (V ⁺ -1.2V)	yes	no	no	SOT-23	Reduced Footprint from SO-8 Version	\$1.40
LT1711	Single	4.5	2/2	100	5	2.4 to ±6V	10	(V ⁻ -0.1V) to (V ⁺ +0.1V)	yes	yes	yes	MSOP-8	Fastest Single with Latch	\$2.15
LT1394	Single	7	2/2	100	2.5	4.5 to ±5	8.5	V ⁻ to (V ⁺ -1.5V)	no	yes	yes	MSOP-8/SO-8	LT1016 Upgrade	\$2.55
LT1713	Single	7	4/4	65	3	2.4 to ±6V	4	(V ⁻ -0.1V) to (V ⁺ -0.1V)	yes	yes	yes	MSOP-8	No Phase Reversal When Inputs Exceed Supplies	\$1.95
LT1016	Single	9	7/7	25	3	4.5 to ±5	35	(V ⁻ +1.25V) to (V ⁺ -1.5V)	no	yes	yes	SO-8/DIP-8	Stable with Slow Moving Signals	\$2.90
LT1116	Single	10	4/7	15	3	4.5 to ±5	38	V ⁻ to (V ⁺ -2.5V)	no	yes	yes	SO-8/DIP-8	Single Supply Version of LT1016	\$3.35
LT1671	Single	60	30/30	10	2.5	4.5 to ±5	0.8	V ⁻ to (V ⁺ -2.5V)	no	yes	yes	MSOP-8/SO-8	Low Power, Ground-Sensing	\$1.70
LT1011	Single	150	80/10	5	1.5	5 to ±15	4	(V ⁻ +0.5V) to (V ⁺ -2V)	no	no	no	SO-8/DIP-8	±30V Differential Input Voltage, ±50mA Output	\$1.30
LT1715	Dual	4	2/2	150	5.5	2.7 to 12	7.5	(V ⁻ -0.1V) to (V ⁺ -1.2V)	yes	no	no	MSOP-10	Independent Input/Output Supplies	\$3.35
LT1712	Dual	4.5	2/2	100	5	2.4 to ±6V	10	(V ⁻ -0.1V) to (V ⁺ +0.1V)	yes	yes	yes	SSOP-16	Fastest Dual with Latch	\$3.35
LT1720	Dual	4.5	2.5/2.2	70	3	2.7 to 6	4	(V ⁻ -0.1V) to (V ⁺ -1.2V)	yes	no	no	MSOP-8/SO-8/DFN	Low Cost Dual, 3×3 DFN	\$2.95
LT1714	Dual	7	4/4	65	3	2.4 to ±6V	4	(V ⁻ -0.1V) to (V ⁺ +0.1V)	yes	yes	yes	SSOP-16	No Phase Reversal When Inputs Exceed Supplies	\$3.15
LT1721	Quad	4.5	2.5/2.2	70	3	2.7 to 6	4	(V ⁻ -0.1V) to (V ⁺ -1.2V)	yes	no	no	SO-16/SSOP-16	Low Cost Quad, 3×3 DFN	\$4.50

† Primary Sort Column
 †† Secondary Sort Column

Amps, Refs, Filters, Comps

Power Management

Data Conversion

MICROPOWER COMPARATORS

Part Number	Number Per Pkg	Input Offset Max 25°C (mV)	Input Common Mode Range (V)	Prop Delay Typ 25°C (µs)	Comparator Hysteresis (mV)	Internal Voltage Reference	Reference Output (V)	Reference Accuracy Max 25°C (%)	Supply Current Max 25°C (µA)	Supply Voltage Range (V)	Package	Price 1K Qty
LTC1440	Single	10	V ⁻ to (V ⁺ -1.3V)	8	Adj	yes	1.182	1.5	3.7	2 to 11	MSOP-8/SO-8/DIP-8/DFN	\$1.45
LTC1540	Single	12	V ⁻ to (V ⁺ -1.3V)	50	Adj	yes	1.182	2.2	0.7	2 to 11	MSOP-8/SO-8/DFN	\$1.60
LTC1541	Single	1	V ⁻ to (V ⁺ -1.3V)	8	2.25	yes	1.2	1.25	7.5	2.5 to 12.6	MSOP-8/SO-8/DFN	\$1.50
LTC1542	Single	1	V ⁻ to (V ⁺ -1.3V)	8	2.25	no	n/a	n/a	7.5	2.5 to 12.6	MSOP-8/SO-8/DFN	\$1.20
LT1716	Single	1.6	(V ⁻ -5V) to (V ⁻ +44V)	3	None	no	n/a	n/a	50	2.7 to 44	SOT-23	\$1.00
LT6703	Single	see Datasheet	(V ⁻ -0.3V) to (V ⁻ +18V)	18	6.5	yes	400mV	2	11	1.4 to 18	SOT-23/DFN	\$0.75
LT6703HV	Single	see Datasheet	(V⁻ -0.3V) to (V⁻ +36V)	18	6.5	yes	400mV	2	11	1.4 to 18	SOT-23	C.F.
LTC1998	Single	see Datasheet	see Datasheet	150	Adj	yes	2.5 to 3.25	1	3.5	1.5 to 5.5	SOT-23	\$0.95
LTC1441	Dual	10	V ⁻ to (V ⁺ -1.3V)	8	None	no	n/a	n/a	5.7	2 to 11	SO-8/DIP-8	\$1.80
LTC1442	Dual	10	V ⁻ to (V ⁺ -1.3V)	8	Adj	yes	1.182	1	5.7	2 to 11	SO-8/DIP-8	\$2.20
LTC1841	Dual	10	V ⁻ to (V ⁺ -1.3V)	4	None	no	n/a	n/a	5.7	2 to 11	SO-8	\$1.15
LTC1842	Dual	10	V ⁻ to (V ⁺ -1.3V)	4	Adj	yes	1.182	1	5.7	2.5 to 11	SO-8	\$1.40
LTC1843	Dual	10	V ⁻ to (V ⁺ -1.3V)	4	Adj	yes	1.182	1	5.7	2.5 to 11	SO-8	\$1.40
LTC1040	Dual	0.75	V ⁻ to V ⁺	80	None	no	n/a	n/a	5.7	2.8 to 16	SOW-18/DIP-18	\$2.10
LTC1041	Dual	n/a	GND to V ⁺	80	None	no	n/a	n/a	3000	2.8 to 16	SO-8/DIP-8	\$1.80
LTC1042	Dual	n/a	GND to V ⁺	80	None	no	n/a	n/a	3000	2.8 to 16	DIP-8	\$2.10
LT1017	Dual	1	V ⁻ to (V ⁺ -0.9V)	22	None	no	n/a	n/a	80	1.2 to 40	SOW-16/SO-8/DIP-8	\$2.00
LT1018	Dual	1	V ⁻ to (V ⁺ -0.9V)	6	None	no	n/a	n/a	250	1.2 to 40	SOW-16/SO-8/DIP-8	\$1.90
LT6700	Dual	see Datasheet	(V ⁻ -0.3V) to (V ⁻ +18V)	18	6.5	yes	0.400	2	15	1.4 to 18	SOT-23/DFN	\$1.25
LT6700HV	Dual	see Datasheet	(V⁻ -0.3V) to (V⁻ +36V)	18	6.5	yes	400mV	2	15	1.4 to 18	SOT-23	C.F.
LTC6702	Dual	3.5	(V ⁻ -0.1V) to (V ⁻ -1.2V)	0.5	4	no	n/a	n/a	30	1.7 to 5.5	SOT-23/DFN	\$0.96
LTC1443	Quad	10	V ⁻ to (V ⁺ -1.3V)	4	None	yes	1.182	1	8.5	2 to 11	DIP-16/SO-16/DFN	\$2.25
LTC1444	Quad	10	V ⁻ to (V ⁺ -1.3V)	4	Adj	yes	1.221	1	8.5	2 to 11	DIP-16/SO-16/DFN	\$2.25
LTC1445	Quad	10	V ⁻ to (V ⁺ -1.3V)	4	Adj	yes	1.221	1	8.5	2 to 11	DIP-16/SO-16/DFN	\$2.25

C.F. = Contact Factory

Interface

High Frequency

Reference Material

APPLICATION SPECIFIC COMPARATORS

Amps, Refs, Filters, Comps
COMP, OSC, RMS-TO-DC

Power Management

Data Conversion

Interface

High Frequency

Reference Material

Part Number	Description	Typical Application	Supply Voltage (V)	Prop Delay Typ 25°C (mV)	Hysteresis Typ 25°C (mV)	Supply Current Max 25°C (µA)	Package	Price
LT6700	Dual Comparators with 400mV Reference	Flexible Window Comparator	1.4 to 18	18	6.5	10	SOT-23/DFN	\$1.25
LT6700HV	36V Input/Output Dual Comparators and Reference	Flexible Window Comparator	1.4 to 18	18	6.5	10	SOT-23	C.F.
LT6703	Single Comparator and Internal Reference	Voltage Level Detector	1.4 to 18	18	6.5	10	SOT-23/DFN	\$0.75
LT6703HV	36V Input/Output Comparator and Reference	Voltage Level Detector	1.4 to 18	18	6.5	10	SOT-23	C.F.
LTC1041	BANG-BANG Controller with 1nA OFF Current	Temp or Motor Speed Control, Battery Charger	2.8 to 18	80	None	3000	DIP-8/SO-8	\$1.80
LTC1042	Micropower, High Accuracy Window Comparator	Fault Detect, GO/NO-GO Test, Supply Monitor	2.8 to 18	80	None	3000	DIP-8	\$2.10
LTC1440	Ultralow Power Comparator with Reference	Voltage Level Detector, Battery Monitoring	2 to 11	8	Adj	4	MSOP-8/SO-8/DIP-8/DFN	\$1.45
LTC1441	Dual Ultralow Power Comparators with Reference	Battery-Powered System Monitoring	2 to 11	8	None	5.7	DIP-8/SO-8	\$1.80
LTC1442	Dual Ultralow Power Comparators with Reference	Battery-Powered System Monitoring	2 to 11	8	Adj	5.7	DIP-8/SO-8	\$2.20
LTC1443	Quad Ultralow Power Comparators with Reference	Battery-Powered System Monitoring	2 to 11	4	None	8.5	DIP-16/SO-16/DFN	\$2.25
LTC1444	Quad Ultralow Power Comparators with Reference	Glitch-Free Level Detector for Dual Supplies	2 to 11	4	Adj	8.5	DIP-16/SO-16/DFN	\$2.25
LTC1445	Quad Ultralow Power Comparators with Reference	Battery-Powered System Monitoring	2 to 11	4	Adj	8.5	DIP-16/SO-16/DFN	\$2.25
LTC1540	Nanopower Comparator with Reference	Battery-Powered System Monitoring	2 to 11	50	Adj	0.7	MSOP-8/SO-8/DFN	\$1.60
LTC1541	Combined Amplifier, Comparator and Reference	Battery-Powered System Monitoring	2.5 to 12.6	8	2.25	7.5	MSOP-8/SO-8/DFN	\$1.50
LTC1542	Micropower Amplifier and Comparator	Battery-Powered System Monitoring	2.5 to 12.6	8	2.25	5	MSOP-8/SO-8/DFN	\$1.20
LTC1842	Dual Ultralow Power Comparators with Reference	Battery-Powered System Monitoring	2.5 to 11	4	Adj	5.7	SO-8	\$1.40
LTC1843	Dual Ultralow Power Comparators with Reference	Battery-Powered System Monitoring	2.5 to 11	4	Adj	5.7	SO-8	\$1.40
LTC1921	Dual Independent Monitors for -48V Supply and Fuse	-48V Telecom and Network Backplane Monitor	-10 to -80	200	None	160	MSOP-8/SO-8	\$2.50
LTC1998	High Accuracy Comparator with 1.2V Reference	Battery-Powered System Monitoring	1.5 to 5.5	150	Adj	3.5	SOT-23	\$0.95

C.F. = Contact Factory

SILICON OSCILLATORS

Part Number	Program Method	Frequency Range	Frequency Accuracy Max 25°C (%)	Frequency Temperature Drift (ppm/°C)	Duty Cycle	Timing Jitter (%)	Supply Voltage Min (V)	Supply Voltage Max (V)	Supply Current Max 25°C	Package	Comments	Price
LTC6906	Resistor	10kHz to 1MHz	0.5	50	50% ±5%	0.03	2.25	6	15µA@100kHz	SOT-23	Micropower, DIV by 1,3,10	\$1.25
LTC6907	Resistor	40kHz to 4MHz	0.5	50	50% ±7%	0.12	3	6	36µA@400kHz	SOT-23	Micropower, DIV by 1,3,10	\$1.25
LTC6908-1	Resistor	50kHz to 10MHz	1.5	40	50% ±1%	0.10	2.7	6	1.6mA@5MHz	SOT-23, 2x3 DFN-6	2 Outputs: 0°/90°, Spread Spectrum	\$1.65
LTC6908-2	Resistor	50kHz to 10MHz	1.5	40	50% ±1%	0.10	2.7	6	1.6mA@5MHz	SOT-23, 2x3 DFN-6	2 Outputs: 0°/180°, Spread Spectrum	\$1.65
LTC6900	Resistor	1kHz to 20MHz	1.5	40	50% ±1%	0.10	2.7	6	860µA@10MHz	SOT-23	Low Power, 50µsec Startup	\$1.55
LTC6902	Resistor	5kHz to 20MHz	1.5	40	50% ±1%	0.10	2.7	6	1.8mA@10MHz	MSOP-10	4 Phase Outputs, Spread Spectrum	\$2.20
LTC1799	Resistor	1kHz to 30MHz	1.5	40	50% ±1%	0.06	2.7	6	1.1mA@3MHz	SOT-23	Wide Frequency Range	\$1.55
LTC6905	Resistor	17MHz to 170MHz	1.4	20	50% ±2.5%	0.50	2.7	6	5mA@21MHz	SOT-23	High Frequency, Divide by 1,2,4	\$1.65
LTC6903	Serial – SPI	1kHz to 68MHz	1.1	10	50% ±1%	0.40	2.7	6	3.1mA@1MHz	MSOP-8	SPI Interface with Enable	\$1.95
LTC6904	Serial – I ² C	1kHz to 68MHz	1.1	10	50% ±1%	0.40	2.7	6	3.1mA@1MHz	MSOP-8	I ² C Interface with Enable	\$2.10
LTC6905-80	Fixed	80MHz, 40MHz, 20MHz	1.0	20	50% ±2.5%	0.80	2.7	6	11µA@80MHz	SOT-23	Divide by 1,2,4, with Enable	\$1.15
LTC6905-96	Fixed	96MHz, 48MHz, 24MHz	1.0	20	50% ±2.5%	0.80	2.7	6	12µA@96MHz	SOT-23	Divide by 1,2,4, with Enable	\$1.15
LTC6905-100	Fixed	100MHz, 50MHz, 25MHz	1.0	20	50% ±2.5%	0.80	2.7	6	12mA@100MHz	SOT-23	Divide by 1,2,4, with Enable	\$1.15
LTC6905-133	Fixed	133MHz, 66.6MHz, 33.3MHz	1.0	20	50% ±2.5%	0.80	2.7	6	15mA@133MHz	SOT-23	Divide by 1,2,4, with Enable	\$1.15

† Primary Sort Column

RMS-TO-DC CONVERSION

Part Number	Linearity Error Typ/Max (%)	Conversion Gain Error Typ/Max (%)	1% Error Bandwidth (kHz)	3dB Error Bandwidth (MHz)	Supply Voltage Min (V)	Max (V)	I _{SUPPLY} Max (µA)	Max Input Swing (V)	Min RMS Input (mV)	Rail-to-Rail I/O	Temperature Range	Package	Price
LTC1966C	0.02/0.15	0.1/0.3	6	0.8	2.7	±5	170	1	5	yes	0°C to 70°C	MSOP-8	\$2.95
LTC1966I	0.02/0.15	0.1/0.3	6	0.8	2.7	±5	170	1	5	yes	-40°C to 85°C	MSOP-8	\$4.95
LTC1967C	0.02/0.15	0.1/0.3	200	4	4.5	5.5	390	1	5	yes	0°C to 70°C	MSOP-8	\$3.40
LTC1967I	0.02/0.15	0.1/0.3	200	4	4.5	5.5	390	1	5	yes	-40°C to 85°C	MSOP-8	\$5.69
LTC1968C	0.02/0.15	0.1/0.3	500	15	4.5	5.5	2300	1	5	yes	0°C to 70°C	MSOP-8	\$3.95
LTC1968I	0.02/0.15	0.1/0.3	500	15	4.5	5.5	2300	1	5	yes	-40°C to 85°C	MSOP-8	\$6.60

Power Management

Switching Regulator Topologies Page 62

Switching Regulators

Monolithic Buck (Step-Down) Page 65

Inverters Page 79

High Voltage Monolithic Buck Page 68

Multiple Output Step-Down Page 80

Micropower Buck Page 69

Multiple Output Boost/Inverters Page 82

Buck Controllers (Step-Down) Page 70

Synchronous Buck-Boost Page 82

PolyPhase Controllers (Step-Down) Page 73

SEPIC Page 83

Active Bus Terminators Page 74

CCFL Backlight and LCD Bias Page 84

Digitally Programmable (Step-Down) Page 74

LED Drivers Page 85

Monolithic Boost (Step-Up) Page 75

Photo Flash and Supercapacitor Chargers Page 86

Micropower Boost Regulators Page 77

Ultralow Noise Page 87

Boost Controllers (Step-Up) Page 78

High Temperature Power Supplies Page 88

Linear Regulators (LDOs) Page 64

PMICs Page 89

μModule DC/DC Converters Page 91

Battery Chargers Page 93

Controllers for Isolated Supplies Page 99

24V/48V DC/DC Controllers Page 99

Optocoupler Driver Page 101

PWM Controllers Page 101

Offline Controllers and Power Factor Correction Page 101

Charge Pump DC/DC Converters Page 92

LED Drivers Page 85

Step-Up/Inverting Page 92

Step-Down/Buck-Boost Page 92

GaAs FET Supplies Page 93

Hot Swap Page 102

High Voltage Page 103

Low Voltage Page 104

PCI Page 105

PoE Page 105

Power Control Page 98

PowerPath Controllers Page 98

High Side Switches MOSFET Drivers Page 98

PCMCIA Switches Page 99

Bridge Drivers Page 99

System Monitoring and Control Page 105

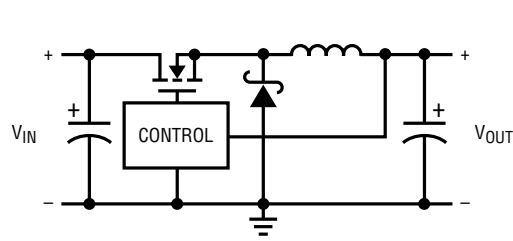
Supervisors Page 105

Pushbutton Controllers Page 107

Sequencers, Trackers, & Margining Controllers Page 107

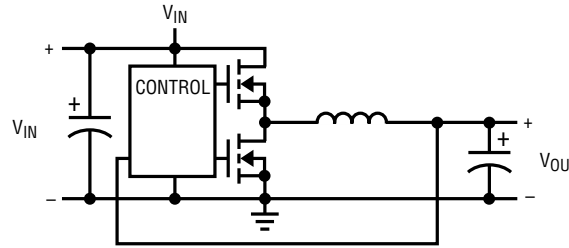
Power Monitors Page 108

Buck Regulator



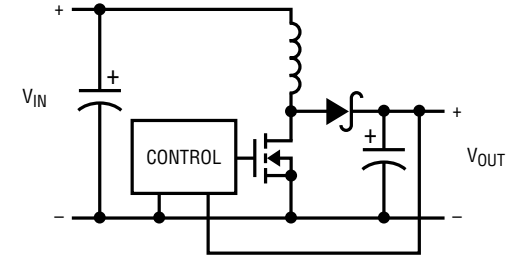
- $V_{OUT} < V_{IN}$
- $I_{OUT} \approx 0.8 \cdot I_{SW}$
- Switching Frequency 100kHz to 4MHz
- Monolithic and Controllers

Synchronous Buck Regulator



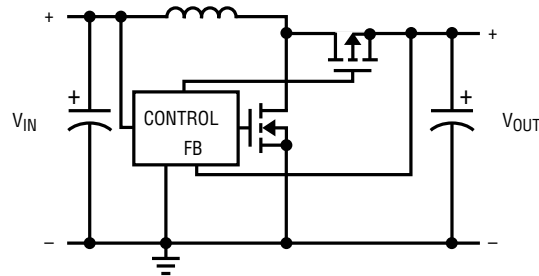
- Higher Efficiency than Standard Buck
- Switching Frequency up to 4MHz
- Combined for PolyPhase Operation from 60A to 240A

Boost Regulator



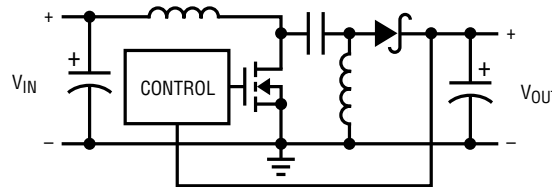
- $V_{OUT} > V_{IN}$
- $I_{OUT} \approx 0.64 \cdot \frac{V_{IN}}{V_{OUT}} \cdot I_{SW}$
- Monolithic and Controllers
- Switching Frequency up to 3MHz

Synchronous Boost Regulator



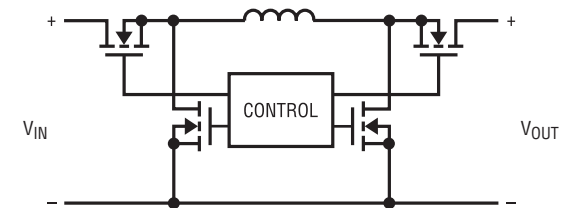
- Better Efficiency than Standard Boost
- Best for Low $\frac{V_{OUT}}{V_{IN}}$ Ratios

SEPIC



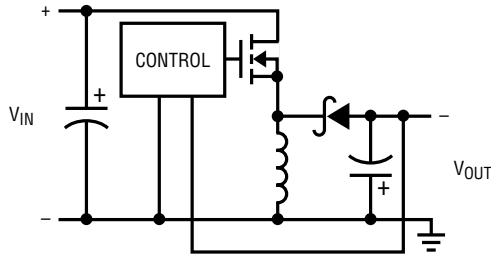
- V_{IN} Ranges from Above V_{OUT} to Below V_{OUT}
- Monolithic and Controllers
- Small Inductors

Synchronous Buck-Boost



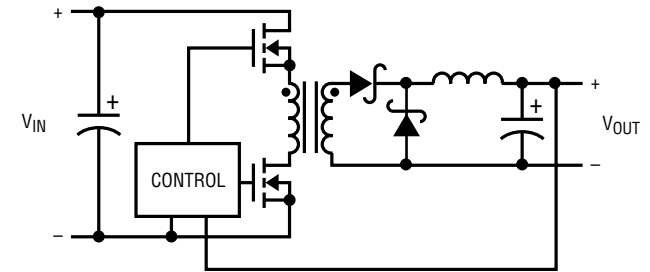
- Best Efficiency vs SEPIC
- Battery Disconnect
- True Buck and Boost Topologies

Buck/Boost Inverter



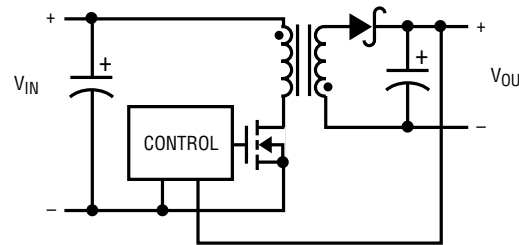
- $V_{IN} < |V_{OUT}|$
- Monolithic Solutions

Dual Transistor forward Regulator



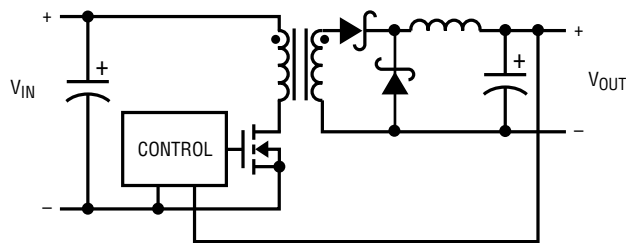
- Higher Output Power than Flyback
- Smaller Transformer than Flyback
- Higher Efficiency than Flyback
- Second Inductor Required

Flyback Regulator



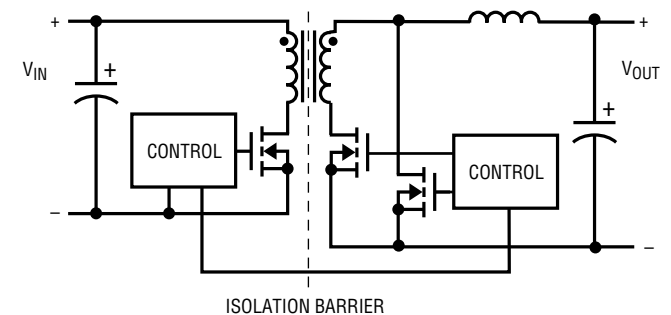
- Isolated and Nonisolated
- High $\frac{V_{OUT}}{V_{IN}}$ Ratios
- 80% plus Efficiency
- Simple

Single Transistor forward Regulator



- Simpler than Two Transistor forward
- Better Efficiency than Dual Transistor Topology

Single Transistor forward w/Synchronous Secondary



- Replaces Secondary Side Diodes
- High Efficiency vs Standard forward

Amps, Refs,
Filters, Comp

Power
Management
SW TOPOLOGIES

Data
Conversion

Interface

High
Frequency

Reference
Material

LINEAR REGULATORS (LDOs)

Amps, Refs, Filters, Comps
 Power Management
 Data Conversion
 Interface
 High Frequency
 Reference Material

Part Number	† Output Current (A)	V _{IN} Min (V)	V _{IN} Max (V)	Reference Voltage (V)	Dropout Voltage (V@I _{OUT})	I _O (Supply) (μA)	Shutdown Current (μA)	Output Voltage (V)	Package	Extended Temp Range	Comments	Price 1K Qty
LT3014	0.02	3.0	80	1.22	0.35	7	<1	Adj (1.22 to 60)	ThinSOT, DFN-8	E	Shutdown/Enable, Stable with 0.47μF Ceramic Capacitors	\$1.50
LT3014HV	0.02	3.0	100	1.22	0.35	7	<1	Adj (1.22 to 60)	ThinSOT, DFN-8	E	Shutdown/Enable, Stable with 0.47μF Ceramic Capacitors, 100V/2ms Transient Survivability	\$1.70
LT3014B	0.02	3.0	80	1.22	0.35	7	n/a	Adj (1.22 to 60)	ThinSOT, DFN-8	E	Stable with 0.47μF Ceramic Capacitors	\$1.50
LT3014BHV	0.02	3.0	100	1.22	0.35	7	n/a	Adj (1.22 to 60)	ThinSOT, DFN-8	E	Stable with 0.47μF Ceramic Capacitors, 100V/2ms Transient Survivability	\$1.70
LT3009	0.02	1.6	20	0.60	0.28	3	<1	Adj (0.6 to 19.5), 1.8, 3.3, 5	SC70-8, 2x2 DFN-6	E	Ultralow I _O , 1μF Ceramic Caps, ±2% Accuracy, Low θ _{JA} Pkgs	\$0.95
LT3010	0.05	1.5	80	1.275	0.30	30	<1	Adj, 5	MSOP-8	E	Low Noise <100μV _{RMS} , Stable with 1μF Ceramic Capacitors	\$1.55
LT3011	0.05	3.0	80	1.24	0.30	45	<1	Adj	MSOP-12, 3x3 DFN	E, H	Power Good Flag with Programmable Delay	TBD
LT3020	0.1	0.9	10	0.20	0.15	120	<1	Adj, 1.2, 1.5, 1.8	MSOP-8, DFN-8	E, H	Low Noise <250μV _{RMS} , V _{OUT} (MIN) = 0.2V	\$1.50
LT1761	0.1	1.8	20	1.22	0.30	20	<1	Adj, 1.2, 1.5, 1.8, 2.5, 2.8, 3, 3.3, 5	ThinSOT	E, M	Low Noise <20μV _{RMS} , Stable with 1μF Ceramic Capacitors	\$0.90
LT3023	Dual 0.1	1.8	20	1.22	0.30	40	<1	Adj (1.22 to 20)	MSOP-10E, DFN-10	E	Dual 100mA Output, Low Noise <20μV _{RMS}	\$1.60
LT3027	Dual 0.1	1.8	20	1.22	0.30	40	<1	Adj (1.22 to 20)	MSOP-10E, DFN-10	I	Dual Inputs, Dual 100mA Output, Low Noise <20μV _{RMS}	\$1.65
LT1020	0.125	2.9	36	2.50	0.40	40	40	Adjustable	SO-16, DIP-14	I	Comparator and Reference, Class B Outputs	\$3.70
LT1120/A	0.125	2.9	36	2.50	0.40	40	10	Adjustable	SO-8, DIP-8	I	Comparator and Reference, Logic Shutdown, Ref Sources/Sinks 2mA (A Grade = 4mA)	\$2.35
LT1121/HV	0.15	4.2	30/36	3.75	0.42	30	16	Adj, 3.3, 5	SOT-223, SO-8, TO-92	I	Stable with 0.33μF Ceramic Capacitor, Reverse Battery Protection	\$1.30
LT1762	0.15	1.8	20	1.22	0.30	25	<1	Adj, 2.5, 3, 3.3, 5	MSOP-8	E	Low Noise <20μV _{RMS} , Stable with 2.2μF Ceramic Capacitors	\$1.30
LTC1844	0.15	1.6	6.5	1.25	0.11	40	<1	Adj, 1.5, 1.8, 2.5, 2.8, 3.3	ThinSOT	E	Low Noise <30μV _{RMS} , Stable with 1μF Ceramic Capacitors	\$1.15
LT3012H	0.2	4.0	80	1.24	0.40	40	<1	Adj (1.24 to 60)	TSSOP-16	H	140°C Operation, Shutdown, Low Noise <100μV _{RMS} , Stable with 3.3μF Ceramic Capacitors	\$2.73
LT3013H	0.2	4.0	80	1.24	0.40	65	<1	Adj (1.24 to 60)	TSSOP-16	H	140°C Operation, Shutdown, PowerGood, <100μV _{RMS} Noise, Stable with 3.3μF Ceramic Capacitors	\$2.95
LT3012/B	0.25	4.0	80	1.24	0.40	40	<1	Adj (1.24 to 60)	TSSOP-16, 4x3 DFN-12	E, H	Low Noise <100μV _{RMS} , Stable with 3.3μF Ceramic Capacitors	\$2.05
LT3013/B	0.25	4.0	80	1.24	0.40	65	<1	Adj (1.24 to 60)	TSSOP-16, 4x3 DFN-12	E	Shutdown, PWRGD, <100μV _{RMS} Noise, Stable with 3.3μF Ceramic Capacitors, "B" Version Does Not Have Shutdown	\$2.25
LTC3025	0.3	0.9	5.5	0.40	0.05	54	<1	Adj (0.4 to 3.6)	2x2 DFN-6	E	45mV Dropout Voltage, Minimum V _{IN} of 0.9V, 2x2 DFN	\$1.65
LT1521	0.3	4.3	20	3.75	0.50	12	6	Adj, 3, 3.3, 5	SOT-223, SO-8, MSOP-8	I	Stable with 1.5μF Ceramic Output Capacitor, Reverse Battery Protection	\$2.10
LT1579	0.3	2.7	20	1.50	0.40	50	7	Adj, 3, 3.3, 5	SO-8, SO-16, SSOP-16	I	Maintains Output Regulation with Dual Inputs, Reverse Battery Protection	\$3.40
LT1962	0.3	1.8	20	1.22	0.27	30	<1	Adj, 1.5, 1.8, 2.5, 3, 3.3, 5	MSOP-8	E	Low Noise <20μV _{RMS} , Stable with 3.3μF Ceramic Capacitors	\$1.65
LTC3035	0.3	1.7	5.5	0.40	0.045	100	<1	Adj (0.4 to 3.6)	3x2 DFN-8	E	VLDO with Charge Pump Bias Generator	\$1.29
LT1763	0.5	1.8	20	1.22	0.30	30	<1	Adj, 1.5, 1.8, 2.5, 3, 3.3, 5	SO-8, 4x3 DFN-12	M	Low Noise <20μV _{RMS} , Stable with 3.3μF Ceramic Capacitors	\$1.95
LT3021	0.5	0.9	10	0.20	0.16	120	<3	Adjustable, 1.2, 1.5, 1.8	5x5 DFN-16, SO-8	I	Stable with 3.3μF Ceramic Capacitors, High Accuracy	\$2.25
LTC3025	0.5	0.9	5.5	0.40	0.08	54	<1	Adj (0.4 to 3.6), 1.2, 1.5, 1.8	2x2 DFN-6	E	75mV Dropout @ 500mA	\$1.38
LT3024	Dual 0.5/0.1	1.8	20	1.22	0.30	60	<1	Adj (1.22 to 20)	TSSOP-16E, 4x3 DFN-12	E	Dual 500mA/100mA Output, Low Noise <20μV _{RMS}	\$2.45
LT3028	Dual 0.5/0.1	1.8	20	1.22	0.30	60	<1	Adj (1.22 to 20)	TSSOP-16E, 5x3 DFN-16	I	Dual Inputs, Dual 500mA/100mA Output, Low Noise <20μV _{RMS}	\$2.55
LT1129	0.7	4.2	30	3.75	0.40	50	16	Adj, 3.3, 5	DD, SOT-223, SO-8, TO-220, TSSOP-20, TO-220, TSSOP-20	E, I	Shutdown, Stable with 3.3μF Ceramic Output Capacitor	\$2.15
LT1117	0.8	2.5	15	1.25	1.20	5mA	n/a	Adj, 2.85, 3.3, 5	DD, SOT-223	I	Guaranteed Dropout Voltages at Multiple Current Levels	\$1.90
LT1118	0.8	3.0	15	1.225	1.00	600	<1	2.5, 2.85, 5	SO-8, SOT-223	I	Regulates While Sourcing or Sinking Current, for Active Termination of SCSI Lines	\$2.35
LT3080/-1	1.1	1.2	36	Current 10μA	0.30	1mA	n/a	Adj (0 to 35.7)	3x3 DFN-8, MSOP-8, SOT-223, TO-220	E	Current Reference; Single Resistor Sets V_{OUT}; Parallel for Higher Current or to Spread PCB Heat, Low Noise <40μV_{RMS}; "-1" has Integrated Ballast Resistor	\$1.81
LT1965	1.1	1.8	20	1.20	0.29	500	n/a	Adj (1.2 to 19.5), 1.5, 1.8, 2.5, 3.3	3x3 DFN-8, MSOP-8, DD-Pak, TO-220	E, I	Low Noise <40μV _{RMS} , Stable with 10μF Ceramic Capacitors	\$1.88
LTC3026	1.5	1.14	3.5/5.5	0.40	0.10	400	<1	Adj (0.4 to 2.6)	3x3 DFN-10, MSOP-10	E	Ideal for Low-Voltage Conversion, Good PSRR at High Frequency, External Boost Rail Gives 5.5V Max Input. PowerGood Output.	\$2.20
LT317A	1.5	3.8	40	1.25	2.50	1.5mA	n/a	Adjustable	TO-220	I	Guaranteed Voltage Tolerance and Line/Load Regulation	\$2.00
LT1086	1.5	2.6	25	1.25	1.30	5mA	n/a	Adj, 2.85, 3.3, 3.6, 5, 12	DD, TO-220	I	Guaranteed Dropout Voltages at Multiple Current Levels	\$2.00
LT1963/A	1.5	2.1	20	1.21	0.34	1mA	<1	Adj, 1.5, 1.8, 2.5, 3.3	TSSOP-16E, DD, TO-220, SOT-223, SO-8	E	Low Noise <40μV _{RMS} , "A" Version Stable with 10μF Ceramic Capacitors	\$2.45
LT1085	3	2.6	30	1.25	1.30	5mA	n/a	Adj, 3.3, 3.6, 5, 12	DD, TO-220, TO-3P	I	Guaranteed Dropout Voltages at Multiple Current Levels	\$3.55
LT1587	3	2.7	7	1.50	1.20	8mA	n/a	Adj, 1.5, 3.3, 3.45, 3.6	DD, TO-220	I	Fast Transient Response, Guaranteed Dropout Voltages at Multiple Current Levels	\$3.20
LT1528	3	3.9	15	3.30	0.60	400	125	Adj	DD, TO-220	I	Fast Transient Response, Optimized for Microprocessor Applications	\$3.50
LT1529	3	3.9	15	3.30	0.60	50	16	Adj, 3.3, 5	DD, TO-220	I	Reverse Battery Protection, Stable with 22μF Ceramic Output Capacitor	\$3.50
LT1764/A	3	2.7	20	1.21	0.34	1mA	<1	Adj, 1.5, 1.8, 2.5, 3.3	DD, TO-220, TSSOP-16E	E, M	Low Noise <40μV _{RMS} , "A" Version Stable with 10μF Ceramic Capacitors	\$3.30
LT1585	4.6	2.4	7	1.25	1.10	8mA	n/a	Adj, 1.5, 3.3, 3.38, 3.45, 3.6	DD, TO-220	I	Fast Transient Response Guaranteed Dropout Voltages at Multiple Current Levels	\$3.85
LT1585/A-1.5/3.3	5	2.5	7	1.25	1.20	8mA	n/a	Adj, 1.5, 3.3	DD, TO-220	I	Fast Transient Response Guaranteed Dropout Voltages at Multiple Current Levels	\$4.10
LT1084	5	2.6	30	1.25	1.30	5mA	n/a	Adj, 3.3, 3.6, 5, 12	DD, TO-220, TO-3P	I	Guaranteed Dropout Voltages at Multiple Current Levels	\$4.25
LT1584	7	2.5	7	1.25	1.25	8mA	n/a	Adj, 3.3, 3.38, 3.45, 3.6	DD, TO-220	I	Fast Transient Response, Guaranteed Dropout Voltages at Multiple Current Levels	\$5.80

† Primary Sort Column

MS-8, MS-10 = MSOP; SSOPN = Narrow SSOP; SSOPW = Wide SSOP; SOW = Wide SO



Part Number	† Output Current (A)	VIN Min (V)	VIN Max (V)	Reference Voltage (V)	Dropout Voltage (V@IOUT)	IO (Supply) (µA)	Shutdown Current (µA)	Output Voltage (V)	Package	Extended Temp Range	Comments	Price 1K Qty
LT1580	7	1.8	6	1.25	0.54	10mA	n/a	Adj, 2.5	DD, TO-220	I	Fast Transient Response, 540mV Dropout	\$5.30
LT1083	7.5	2.6	30	1.25	1.30	5mA	n/a	Adj, 3.3, 3.6, 5, 12	DD, TO-220, TO-3P	I	Guaranteed Dropout Voltages at Multiple Current Levels	\$7.35
LT1581	10	1.7	6	1.25	0.43	10mA	n/a	Adj, 2.5	TO-220	I	Fast Transient Response, Remote Sense	\$7.00
Negative Regulators												
LT1964	0.2	-1.9	-20	-1.21	0.34	30	3	Adj, -5	TO-220	E	Low Noise <30µVRMS, Stable with 1µF Ceramic Capacitors	\$1.35
LT1175	0.5	-4.3	-20	-3.8	0.50	45	10	Adj, -5	DD, SOT-223, SO-8, DIP-8	I	Guaranteed Voltage Tolerance and Line/Load Regulation	\$2.50
LT1185	3	-4.2	-35	-2.40	0.80	2.5mA	<1	Adjustable	DD, TO-220	I	Accurate Programmable Current Limit, Remote Sense	\$3.55
Discrete Pass Element Drivers and Regulators - Very Low Dropout												
LT1123	3	n/a	30	5.00	-(1)	700	n/a	5	SOT-223, TO-92	I	Fast Transient Response, Requires External Transistor	\$1.25
LT1573	5	2.8	10	1.265	-(1)	1.7mA	200	Adj, 2.5, 2.8, 3.3	SO-8	I	Fast Transient Response, Requires External Transistor	\$1.75
LT3150	10(1)	1.4	10	1.23	0.13	12mA	25	Adjustable	SSOP-16	I	Drives Low Cost N-Channel MOSFETs, Ultra-Fast Transient Response	\$3.70
LT1575	-(1)	n/a	22	1.210	-(1)	12mA	n/a	Adj, 1.5, 2.8, 3.3, 5	DP-8, SO-8	I	Drives Low Cost N-Channel MOSFETs, Ultra-Fast Transient Response	\$2.40
LT1577	-(1)	n/a	22	1.210	-(1)	12mA	n/a	Adj, 2.8, 3.3	SO-16	I	Drives Low Cost N-Channel MOSFETs, Ultra-Fast Transient Response	\$4.45

† Primary Sort Column

Note:
1. Depends on selection of external MOSFET

Amps, Refs, Filters, Comp

Power Management LDOs, MONO BUCK

MONOLITHIC BUCK (STEP-DOWN)

Part Number	VIN Min (V)	VIN Max (V)	VOUT Min (V)	VOUT Max(1) (V)	† Output Current(2) (A)	Max Switch Current (A)	Synchronous	Ext SYNC(3)	Switching Frequency(3)	IO (SUPPLY) (µA)	ISHDN (µA)	Package	Extended Temp Range	Comments	Price 1K Qty(4)
LT3470	4.0	40	1.25	16	0.25	0.3	-	-	Hyster	26	<1	ThinSOT, 3x2 DFN-8	H	Integrated Schottky and Catch Diodes	\$2.30
LTC1779	2.5	9.8	0.8	VIN	0.25	0.5	-	-	550kHz	135	8	ThinSOT	E	100% Duty Cycle, 94% Efficiency	\$1.90
LTC3549	1.6	5.5	0.61	VIN	0.3	0.3	yes	-	2.25MHz	50	<1	2x3 DFN-6	E	Synchronous, 100% Duty Cycle, 95% Efficiency	\$1.35
LT1934/-1	3.2	34	1.25	0.83VIN	0.3/0.07	0.35/0.09	-	-	COT	12	<1	ThinSOT	E	-1, Same Electrical with Isw = 90mA	\$2.20
LTC3410/B	2.5	5.5	0.8	VIN	0.3	0.38	yes	-	2.25MHz	26	<1	SC70	E	96% Efficiency in 2x2 Footprint	\$1.50
LTC1474/75	3.0	18	1.23	VIN	0.32	0.4	-	-	COT	10	<6	MSOP-8	I	Pushbutton On/Off for LTC1475, 100% Duty Cycle, 92% Efficiency	\$3.75
LTC3544/B	2.3	5.5	0.8	VIN	0.3/0.2x2/0.1	0.4	yes	-	2.25MHz	80	<1	3x3 QFN-16	I	Quad Output, Synchronous, 100% Duty Cycle, 96% Efficiency, "B" has Burst Mode Disabled	\$2.95
LTC3547/B	2.5	5.5	0.6		0.3x2	0.4	yes	-	2.25MHz	40	<1	3x2 DFN-8	E	Dual Output, Synchronous, 100% Duty Cycle, 96% Efficiency	\$1.95
LTC3405/A	2.7	6	0.8	VIN	0.3	0.4	yes	-	1.5MHz	20	<1	ThinSOT	E	Synchronous, 100% Duty Cycle, 95% Efficiency, "A" Version Uses All Ceramic Caps	\$1.61
LT3437	3.3	80	1.25	0.9VIN	0.4	0.5	-	yes	200kHz	75	<1	DFN-10, TSSOP-16E	H	80V, Burst Mode Device	\$2.25
LTC3522	2.4	5.5	0.6	5.5	0.4/0.2	0.65	yes	-	100kHz to 2MHz	55	<1	3x3 QFN-10	E	Dual Output Synchronous 400mA Buck-Boost and 200mA Buck	\$2.50
LTC1174/HV	4.0	13.5/18.5	1.25	0.7VIN	0.43	0.54	-	-	COT	130	<1	DIP-8, SO-8	I	Fixed Outputs of 3.3V, 5V Available	\$3.50
LTC1574/HV	4.0	18.5	1.25	0.7VIN	0.43	0.54	-	-	COT	130	<2	SO-16	I	Fixed Outputs of 3.3V, 5V Available	\$3.50
LT1777	7.0	48	1.24	0.85VIN	0.44	0.55	-	yes	100kHz	620	12	SO-16	I	Programmable di/dt Limit for Low Noise Applications	\$2.65
LT1676	7.4	60	1.24	0.85VIN	0.44	0.55	-	yes	100kHz	3.2mA	2.5	SO-8	I	Wide Input Range	\$2.60
LT1776	7.4	40	1.24	0.85VIN	0.44	0.55	-	yes	200kHz	3.2mA	30	DIP-8, SO-8	I	Transients to 60V	\$2.45
LT1612/B	2.0	5.5	0.62	0.8VIN	0.48	0.6	yes	-	800kHz	160	<1	SO-8, MSOP-8	E	Synchronous, "B" Version is Burst Mode Defeat	\$1.95
LTC1433/34	3.5	13.5	1.3	VIN	0.48	0.6	-	LTC1434	240kHz	470	15	TSSOP-16, TSSOP20	I	100% Duty Cycle, 93% Efficiency, Low Noise, LTC1434 has PLL	\$3.70
LT3502/A	3.4	40	0.8	0.9VIN	0.5	0.7	-	-	1.1/2.2MHz	1.5mA	<1	2x2 DFN-8	I	40V, 500mA from a 2x2 DFN	\$1.95
LTC3542	2.5	5.5	0.6	VIN	0.5	0.7	yes	yes	2.25MHz	26	<1	2x2 DFN-6, ThinSOT	E	Synchronous, 100% Duty Cycle, 95% Efficiency,	\$1.60
LTC3541	2.7	5.5	0.8	VIN	0.5/0.3	0.8	yes	-	2.25MHz	85µA	2.5	3x3 DFN-10	E	500mA Sync Buck Plus 300mA VLDO, 100% Duty Cycle. Fixed and Adjustable Output Versions, Part Options for Order of DC-DC Power Up	\$1.89
LTC3563	2.5	5.5	1.28	1.87	0.5	0.7	-	-	2.25MHz	26	<1	2x2 DFN-6	E	Pin-Selectable Outputs, Synchronous, 100% Duty Cycle, 95% Efficiency,	\$1.60
LT1616	3.6	25	1.25	0.8VIN	0.5	0.63	-	-	1.4MHz	1.9mA	<1	ThinSOT	E	Circuit Footprint ≤ VIN 50mm²	\$1.95
LTC1504/A	4.0	10	1.27	0.84VIN	0.5	1.0	-	-	200kHz	3mA	<1	SO-8	I	Synchronous, 100% Duty Cycle, 92% Efficiency, Fixed Output of 3.3V Available	\$2.40
LTC1707	2.9	8.5	0.8	VIN	0.56	0.7	yes	yes	350kHz	200	11	SO-8	I	Synchronous, 100% Duty Cycle, 96% Efficiency	\$2.25
LTC3543	2.5	5.5	0.6	VIN	0.6	0.8	yes	-	2.25MHz	45	<1	2x3 DFN-6	E	Synchronous, 100% Duty Cycle, 95% Efficiency, Spread Spectrum	\$1.95
LTC3403	2.5	5	0.3	VIN	0.6	0.7	yes	-	1.5MHz	20	<1	3x3 DFN-8	E	Synchronous, Integrated Bypass MOSFET	\$2.10
LTC3408	2.5	5	0.3	VIN	0.6	0.7	yes	-	1.5MHz	1.5mA	<1	3x3 DFN-8	E	Synchronous, Integrated 0.08Ω Bypass MOSFET	\$1.90
LTC3448	2.5	5.5	0.6	VIN	0.6	0.7	yes	yes	1.5MHz/2.25MHz	32	<1	MSOP-8E, 3x3 DFN-8	E	LDO Mode for Low Noise Operation	\$2.05
LTC3409	1.6	5.5	0.62	VIN	0.6	0.75	yes	yes	2.6MHz	60	<1	3x3 DFN-8	E	Minimum VIN = 1.6V, Synchronous, 100% Duty Cycle, Ideal for 2-Cell AA Alkaline	\$2.15

† Primary Sort Column



MS-8, MS-10 = MSOP; SSOPN = Narrow SSOP; SSOPW = Wide SSOP; SOW = Wide SO

Data Conversion

Interface

High Frequency

Reference Material

MONOLITHIC BUCK (STEP-DOWN)

Amps, Refs,
Filters, Comps

Power
Management

Data
Conversion

Interface

High
Frequency

Reference
Material

Part Number	V _{IN} Min (V)	V _{IN} Max (V)	V _{OUT} Min (V)	V _{OUT} Max ⁽¹⁾ (V)	† Output Current ⁽²⁾ (A)	Max Switch Current (A)	Synchronous		Switching Frequency ⁽³⁾	I _Q (I _{SUPPLY}) (μA)	I _{SDON} (μA)	Package	Extended Temp Range	Comments	Price 1K Qty ⁽⁴⁾
							Ext SYNC ⁽⁵⁾	Ext SYNC ⁽⁵⁾							
LT1933	3.6	36	1.2	0.88V _{IN}	0.6	0.75	-	-	500kHz	1.6mA	<1	2×3 DFN-6, TSOT-6	E, I, H	Integrated Soft-Start	\$2.20
LTC3406A/AB	2.5	5.5	0.6	V _{IN}	0.6	0.75	yes	-	1.5MHz	20	<1	ThinSOT	E	Synchronous, 100% Duty Cycle, 96% Efficiency, "A" Version Has Low Ripple Pulse Skip Mode, "AB" Also Disables Burst Mode	\$1.83
LTC3406B	2.5	5.5	0.6	V _{IN}	0.6	0.75	yes	-	1.5MHz	300	<1	ThinSOT	E	LTC3406 with Burst Mode Defeat for Lower Noise	\$2.01
LTC3406B-2	2.5	5.5	0.6	V _{IN}	0.6	0.75	yes	-	2.25MHz	350	<1	ThinSOT	E	2.25MHz, Synchronous, 100% Duty Cycle, 96% Efficiency	\$2.16
LTC1877	2.7	10	0.8	V _{IN}	0.6	0.8	yes	yes	550kHz	10	<1	MSOP-8	E	Synchronous, 100% Duty Cycle, 95% Efficiency	\$2.95
LTC1878	2.7	6	0.8	V _{IN}	0.6	0.8	yes	yes	550kHz	10	<1	MSOP-8	E	Synchronous, 100% Duty Cycle, 95% Efficiency	\$2.60
LTC3404	2.7	6	0.8	V _{IN}	0.6	0.8	yes	yes	1.4MHz	10	<1	MSOP-8	E	Synchronous, 100% Duty Cycle, 95% Efficiency	\$2.70
LTC3419/-1	2.5	5.5	0.6	V _{IN}	0.6×2	0.9	yes	-	2.25MHz	55	<1	MSOP-10E, 3×3 DFN-10	E	Dual Output, Synchronous, 100% Duty Cycle, 96% Efficiency	\$1.95
LTC3407/A	2.5	5.5	0.6	V _{IN}	0.6×2	0.75	yes	yes	1.5MHz	40	<1	MSOP-10E, 3×3 DFN-10	E	Dual Output, Synchronous, 100% Duty Cycle, 96% Efficiency, "A" has Soft-Start	\$2.60
LTC3562	2.9	5.5	0.6	V _{IN}	0.6×2/ 0.4×2	0.85	yes	-	2.25MHz	100	<1	3×3 QFN-20	E	Quad Output with I ² C Interface, Synchronous, 100% Duty Cycle, 96% Efficiency	\$3.25
LTC1627	2.7	8.5	0.8	V _{IN}	0.64	0.8	yes	yes	350kHz	200	15	SO-8	I	Synchronous, 100% Duty Cycle, 96% Efficiency	\$2.05
LT3509	3.7	36	0.8	0.9V_{IN}	0.7×2	1.2	-	yes	250kHz to 2.5MHz	2.8mA	<1	4×3 DFN-14	H	36V Input, Dual 0.7A Outputs	C.F.
LTC1701/B	2.5	5	1.25	V _{IN}	0.72	0.9	-	-	1.0MHz	135	<1	ThinSOT	E	Synchronous, 100% Duty Cycle, 94% Efficiency	\$1.95
LTC3560	2.5	5.5	0.6	V _{IN}	0.8	0.9	yes	yes	2.25MHz	16	<1	ThinSOT	E	Synchronous, 100% Duty Cycle, 95% Efficiency,	\$1.90
LT1107	2.0	30	1.25	0.64V _{IN}	0.8	1.0	-	-	63kHz	320	n/a	DIP-8, SO-8	I	Step-Up or Step Down, Fixed V _{OUT} 5V or 12V or Adj	\$2.25
LT1173	2.0	30	1.25	0.43V _{IN}	0.8	1.0	-	-	23kHz	110	n/a	DIP-8, SO-8	I	Step-Up or Step Down, Fixed V _{OUT} 5V or 12V or Adj	\$2.30
LT1108	2.0	30	1.25	0.63V _{IN}	0.8	1.0	-	-	20kHz	110	n/a	DIP-8, SO-8	I	Step-Up or Step Down, Fixed V _{OUT} 5V or 12V or Adj	\$2.45
LT1111	2.0	30	1.25	0.24V _{IN}	0.8	1.0	-	-	72kHz	300	n/a	DIP-8, SO-8	I	Step-Up or Step Down, Fixed V _{OUT} 5V or 12V or Adj	\$2.30
LTC3548	2.5	5.5	0.6	V _{IN}	0.8/0.4	1.2	yes	yes	2.25MHz	40	<1	MSOP-10E, 3×3 DFN-10	E	Dual Output, Synchronous, 100% Duty Cycle, 96% Efficiency; "Plain has Adj. Outputs," "-1" has Fixed 1.8V and 1.575V Outputs, "-2" has Fixed 1.2V and Adjustable Outputs	\$2.60
LTC3407-2/ -3/-4/A-2	2.5	5.5	0.6	V _{IN}	0.8×2	1.2	yes	-	2.25MHz	40	<1	MSOP-10E, 3×3 DFN-10	I	Dual Output, Synchronous, 100% Duty Cycle, 96% Efficiency; "A" has Soft-Start, "-4" has Reduced POR Time, "-3" has Fixed 1.8V and 3.3V Outputs	\$2.95
LTC3545	2.3	5.5	0.6	V_{IN}	0.8×3	1.0	yes	yes	2.25MHz	60.0	<1	3×3 QFN-16,	E	Synchronous Triple 800mA Outputs. "-1" Replaces SYNC Pin with Power Good and Forces Burst Mode Operation	\$3.10
LTC1265	4.0	13	1.25	V _{IN}	0.96	1.2	-	-	700kHz	1.8mA	15	SO-14	I	Fixed Outputs of 3.3V, 5V Available	\$3.75
LT1176	7.3	35	2.2	0.85V _{IN}	0.96	1.2	-	-	100kHz	8mA	140	DIP-8, SO-20	I	Fixed Output of 5V Available	\$3.10
LTC3561	2.6	5.5	0.8	V _{IN}	1.0	1.3	yes	-	850kHz to 4MHz	240	<1	3×3 DFN	E	Synchronous, 100% Duty Cycle, 95% Efficiency	\$2.50
LT3503	3.6	20	0.78	0.85V _{IN}	1.0	1.45	-	-	2.2MHz	1.9mA	<2	2×3 DFN-6	E	20V, 1A Buck in 2×3 DFN package	\$2.25
LTC3446	2.7	5.5	0.4	V _{IN}	1.0/0.3×2	1.2	yes	-	2.25MHz	140	<1	4×3 DFN-14	E	Synchronous, 100% Duty Cycle, 95% Efficiency	\$2.75
LTC3520	2.2	5.5	0.8	5.5	1.0/0.6	1.4	yes	-	100kHz to 2MHz	55	<1	4×4 QFN-24	E	Dual Output, Synchronous 1A Buck-Boost and a 600mA Buck	\$3.50
LT3505	3.6	36	0.78	0.87V _{IN}	1.2	1.4	-	-	300kHz to 2.8MHz	1.9mA	2	3×3 DFN-6	I	1.2A Output Current from Tiny 3×3 DFN	\$2.40
LT3493	3.6	36	0.78	0.87V _{IN}	1.2	1.4	-	-	750kHz	1.9mA	2	2×3 DFN-6	I	1.2A Output Current from Tiny 2×3 DFN	\$2.65
LT1767	3.0	25	1.2	0.8V _{IN}	1.2	1.5	-	yes	1.25MHz	1mA	6	MSOP-8E	E	Fixed Outputs of 1.8V, 2.5V, 3.3V, 5V Available	\$2.95
LT1507	4.0	15	2.42	0.86V _{IN}	1.2	1.5	-	yes	500kHz	4mA	20	DIP-8, SO-8	I	Inductor Size Reduced to 2μH, Fixed Output of 3.3V Available	\$3.50
LT1375/76/HV	5.0	25/30	2.42	0.86V _{IN}	1.2	1.5	-	yes	500kHz	2.5mA	20	DIP-8, SO-8, SO-16	I	HV Version V _{IN} to 30V, Inductor Size Reduced to 5μH	\$3.26
LT1956	5.5	60	1.2	0.75V _{IN}	1.2	1.5	-	yes	500kHz	2.5mA	25	TSSOP-16E	I	Thermally Enhanced Package Fixed Output of 5V Available	\$3.65
LT1766	5.5	60	1.2	0.9V _{IN}	1.2	1.5	-	yes	200kHz	2.5mA	25	TSSOP-16E	H	Fixed Output of 5V Available	\$3.65
LT1976/B	3.3	60	1.2	0.9V _{IN}	1.2	1.5	-	yes	200kHz	100	<1	TSSOP-16E	H	60V Input and I _Q =100μA	\$3.50
LT1977	3.3	60	1.2	0.9V _{IN}	1.2	1.5	-	yes	500kHz	100	<1	TSSOP-16E	I	60V Input and I _Q =100μA	\$4.00
LTC1879	2.7	10	0.8	V _{IN}	1.2	1.5	yes	yes	550kHz	15	<1	TSSOP-20E	E	Synchronous, 100% Duty Cycle, 95% Efficiency, Integrated PLL	\$3.60
LTC3411	2.5	5.5	0.8	V _{IN}	1.25	1.6	yes	yes	300kHz to 4MHz	60	<1	3×3 DFN-10, MSOP-10	E	Synchronous, 100% Duty Cycle, 95% Efficiency	\$3.20
LTC3417/A	2.25	5.5	0.8	V _{IN}	1.4/0.8 or 1.5/1.0	1.8	yes	yes	600kHz to 4MHz	125	<1	TSSOP-20E, 5×3 DFN-16	E	Dual Synchronous, 100% Duty Cycle, 95% Efficiency, A Grade Offers Higher I _{OUT}	\$3.45
LT3508	3.7	36	0.8	0.9V _{IN}	1.4×2	2.0	-	yes	250kHz to 2.5MHz	4.6mA	<1	4×4 QFN-24, TSSOP-16E	I	Dual 2A, 36V Switches in TSSOP-16E	\$3.35
LT1940	3.6	25	1.25	0.78V _{IN}	1.4×2	1.8	-	-	1.1MHz	3.8mA	30	TSSOP-16E	E	Dual Output, Thermally Enhanced Package	\$3.70
LT1940L	3.6	7	1.25	0.78V _{IN}	1.4×2	1.8	-	-	1.1MHz	3.8mA	30	TSSOP-16E	E	Dual Output, Thermally Enhanced Package	\$2.70
LT1936	3.6	36	1.2	0.87V _{IN}	1.4	1.9	-	-	500kHz	1.9mA	<1	MSOP-8E	H	36V Input, 1.9A Switch	\$2.85
LT3417A-2	2.25	5.5	0.8	V_{IN}	1.5/1.0	1.8	yes	yes	600kHz to 4MHz	125	<1	TSSOP-20E, 5×3 DFN-16	I	Dual Synchronous, 100% Duty Cycle, 95% Efficiency, "A-2" Grade Offers Lowest Noise	\$2.93

† Primary Sort Column

MONOLITHIC BUCK (STEP-DOWN)

Part Number	V _{IN} Min (V)	V _{IN} Max (V)	V _{OUT} Min (V)	V _{OUT} Max ⁽¹⁾ (V)	† Output Current ⁽²⁾ (A)	Max Switch Current (A)	Synchronous		Switching Frequency ⁽³⁾	I _Q (I _{SUPPLY}) (μA)	I _{SDON} (μA)	Package	Extended Temp Range	Comments	Price 1K Qty ⁽⁴⁾
							yes	Ext SYNC ⁽³⁾							
LTC1875	2.7	6	0.8	V _{IN}	1.5	1.6	yes	yes	550kHz	15	<1	TSSOP-16	E	Synchronous, 100% Duty Cycle, 95% Efficiency, Integrated PLL	\$3.50
LT1076/HV	7.3	45/64	2.21	0.85V _{IN}	1.6	2.0	-	-	100kHz	8.5mA	10	DD-5, 7, TO-220	I	HV Version V _{IN} to 60V, Programmable Current Limit	\$3.40
LT3506/A	3.6	25	0.8	0.9V _{IN}	1.6×2	2.0	-	-	750kHz/1.1MHz	3.8mA	<30	TSSOP-16E, 5×4 DFN	E	Dual Switches in TSSOP-16E or DFN	\$2.95
LTC3568	2.5	5.5	0.8	V _{IN}	1.8	2.4	yes	yes	850kHz to 4MHz	60	<1	3×3 DFN-10	E		\$2.95
LT3480	3.6	38/60	0.8	0.9V _{IN}	2.0	3.0	-	yes	260kHz to 2MHz	70	<1	3×3 DFN-10, MSOP-10E	I	Transient Protection to 60V, 2A I _{OUT} , Micropower, Low Ripple Burst Mode	\$3.45
LT3685	3.6	38/60	0.8	0.9V _{IN}	2.0	3.2	-	yes	260kHz to 2MHz	0.4mA	<1	3×3 DFN-10, MSOP-10E	I	Transient Protection to 60V, 2A I _{OUT}	\$3.05
LT1912	3.6	36	0.79	0.9V_{IN}	2.0	3	-	yes	260kHz to 2MHz	0.8mA	<1	3×3 DFN-10	I	2A, 36V Step-Down	\$2.95
LT3481	3.5	34	1.3	0.9V _{IN}	2.0	3.2	-	yes	300kHz to 2.8MHz	50	<1	3×3 DFN-10, MSOP-10E	I	2A, Low Ripple (15mV) Burst Mode, I _Q <50μA, Synchronizable	\$3.25
LT3681	3.6	34	1.3	20	2.0	3.2	-	-	300kHz to 2.8MHz	50	<1	4×3 DFN-14	I	34V, 2A Micropower Part with Internal Schottky Diode	\$3.65
LT3684	3.5	34	1.3	0.9V _{IN}	2.0	3.1	-	-	300kHz to 2.8MHz	0.85mA	<1	3×3 DFN-10, MSOP-10E	I	2A Continuous Inductor Current Operation	\$2.95
LT1938	3.6	25	1.3	0.9V _{IN}	2.0	3.1	-	-	300kHz to 2.8MHz	0.8mA	<1	3×3 DFN-10	I	2A, 25V Step-Down	\$2.75
LT3500	3.0	36	0.8	0.9V _{IN}	2/5	2.3	-	yes	250kHz to 2.2MHz	2.5mA	<12	3×3 DFN-10	H	2A, 36V Step-Down with LDO Controller	\$3.25
LT1939	3	25	0.8	0.9V_{IN}	2/5	2.3	-	yes	250kHz to 2.2MHz	2.5mA	<12	3×3 DFN-10	I	2A, 25V Step-Down with LDO Controller	\$3.05
LT3510	3.3	25	0.8	0.9V _{IN}	2.0×2	2.5	-	yes	250kHz to 1.5MHz	3.5mA	<10	TSSOP-20E	E	Dual 3A Switches in TSSOP-20E	\$3.25
LT3434	3.3	60	1.2	0.9V _{IN}	2.4	3.0	-	yes	200kHz	100	<1	TSSOP-16E	I	60V Input and I _Q =100μA	\$5.25
LT3435	3.3	60	1.2	0.9V _{IN}	2.4	3.0	-	yes	500kHz	100	<1	TSSOP-16E	I	60V Input and I _Q =100μA	\$5.25
LT1765	3.0	25	1.2	0.8V _{IN}	2.4	3.0	-	yes	1.25MHz	1mA	15	SO-8, TSSOP-16E	E	Thermally Enhanced Package	\$4.67
LT3507	4	40	0.8	0.9V_{IN}	2.4/1.5/1.5	3	-	yes	250kHz to 2.5MHz	2mA	<1	5×7 QFN-38	H	40V Input with Triple Outputs	\$4.25
LTC3602	4.5	10	0.6	V_{IN}	2.5	3.8	yes	yes	300kHz to 3MHz	75	<1	TSSOP-16E, 4×4 QFN-20	I	Synchronous, 99% Duty Cycle, 95% Efficiency, Ideal for Dual Li-Ion	\$4.00
LTC3412	2.5	5.5	0.8	V _{IN}	2.5	4.0	yes	yes	300kHz to 4MHz	60	<1	TSSOP-16E, 4×4 QFN-16	E	Synchronous, 100% Duty Cycle, 95% Efficiency	\$3.95
LT3430/-1	5.5	60	1.2	0.9V _{IN}	2.75	3	-	yes	200kHz/100kHz	2.5mA	30	TSSOP-16E	E	V _{IN} to 60V, Thermally Enhanced Package. "-1" has 100kHz Switching	\$4.95
LT3431	5.5	60	1.2	0.8V _{IN}	2.75	3.0	-	yes	500kHz	2.5mA	30	TSSOP-16E	E	V _{IN} to 60V, Thermally Enhanced Package	\$4.95
LTC3412A	2.25	5.5	0.8	V _{IN}	3.0	4.5	yes	yes	300kHz to 4MHz	64	<1	TSSOP-16E, 4×4 QFN-16	E	Synchronous, 100% Duty Cycle, 95% Efficiency	\$4.10
LTC3413	2.25	5.5	V _{REF} /2	V _{REF} /2	3.0	3.0	yes	-	4.0MHz	60	<1	TSSOP-16E	E	QDR and DDR Applications Only, Can Sink/Source 3A	\$3.95
LT3501	3.3	25	0.8	0.9V _{IN}	3.0×2	3.5	-	yes	250kHz to 1.5MHz	3.5mA	<10	TSSOP-20E	E	Dual 3.5A Switches in TSSOP-20E	\$3.50
LT3680	3.6	36	0.8	30	3.5	4.6	-	yes	250kHz to 2.4MHz	75	<1	3×3 DFN-10, MSOP-10E	I	36V Operation and I _Q =75μA	\$4.15
LT3693	3.6	36	0.8	30	3.5	4.6	-	yes	250kHz to 2.4MHz	1.3mA	<1	3×3 DFN-10, MSOP-10E	I	36V Operation	\$3.85
LT1913	3.6	25	0.79	30	3.5	4.6	-	-	250kHz to 2.4MHz	1.3mA	<1	3×3 DFN-10	I	25V Operation	\$3.65
LT1506	4.0	15	2.42	0.86V _{IN}	3.6	4.5	-	yes	500kHz	3.8mA	20	SO-8, DD-7	I	Cycle by Cycle Current Limiting, Inductor Size Reduced to 1.8μH	\$4.40
LT1959	4.0	15	1.21	0.86V _{IN}	3.6	4.5	-	yes	500kHz	3.8mA	15	SO-8, DD-7	I	Cycle by Cycle Current Limiting, Inductor Size Reduced to 1.8μH	\$4.40
LTC3414	2.3	5.5	0.8	V _{IN}	4	6.4	yes	-	300kHz to 4MHz	68	<1	TSSOP-20E	I	Synchronous, 100% Duty Cycle, 95% Efficiency	\$4.25
LTC3416	2.3	5.5	0.8	V _{IN}	4	6.4	yes	-	300kHz to 4MHz	68	<1	TSSOP-20E	E	Tracking, Synchronous, 100% Duty Cycle, 95% Efficiency	\$4.62
LT1374/HV	5.0	25/32	2.42	0.86V _{IN}	4.25	4.25	-	yes	500kHz	2.5mA	20	SO-8, DD-7, TO-220 TSSOP-16E	E	HV Version V _{IN} to 32V, Inductor Size Reduced to 1.8μH, Thermally Enhanced Package	\$4.40
LT1074/HV	7.3	45/64	2.21	0.85V _{IN}	4.4	5.5	-	-	100kHz	8.5mA	10	DD-5, 7, TO-220	I	HV Version V _{IN} to 60V, Programmable Current Limit	\$5.05
LTC3415	2.5	5.5	0.6	V _{IN}	7	11	yes	yes	2.25MHz	450	<1	5×7 QFN-38	E	Stackable, Tracking, Synchronous, 100% Duty Cycle, 95% Efficiency	\$6.50
LTC3418	2.3	5.5	0.8	V _{IN}	8	12	yes	yes	300kHz to 4MHz	380	<1	5×7 QFN-38	E	Tracking, Synchronous, 100% Duty Cycle, 95% Efficiency	\$5.73
LTC3611	4	32	0.6	V_{IN}	10	15	yes	-	1MHz	900	<15	9×9 QFN-64	I	32V, 10A Monolithic	\$9.95
LTC3610	4	24	0.6	V _{IN}	12	12	yes	-	1MHz	900	<15	9×9 QFN-64	E	24V, 12A Monolithic	\$8.50

† Primary Sort Column

Notes:

1. Approximate value. See data sheet for detailed information.
2. Approximately 80% of Switch Current
3. COT = Constant Off Time
4. C.F. = Contact Factory

Amps, Refs, Filters, Comp
 Power Management
 MONO BUCK
 Data Conversion
 Interface
 High Frequency
 Reference Material

HIGH VOLTAGE MONOLITHIC BUCK

Part Number	V _{IN} Min (V)	V _{IN} Max (V)	V _{OUT} Min (V)	V _{OUT} Max ⁽¹⁾ (V)	† Output Current ⁽²⁾ (A)	Max Switch Current (A)	SYNC Pin	Switching Frequency ⁽³⁾	I _Q (I _{SUPPLY}) (μA)	I _{SHDN} (μA)	Package	Extended Temp Range	Comments	Price 1K Qty ⁽⁴⁾
LT1934-1	3.2	34	1.25	0.85V _{IN}	0.07	0.09	-	COT	12	<1	ThinSOT	E	90mA I _{sw}	\$2.20
LT3470	4.0	40	1.25	16	0.25	0.3	-	Hysteretic	26	<1	ThinSOT, DFN	H	Integrated Schottky and Catch Diodes	\$2.30
LT1934	3.2	34	1.25	0.85V _{IN}	0.30	0.35	-	COT	12	<1	ThinSOT	E	350mA I _{sw}	\$2.20
LT3437	3.3	80	1.25	0.9V _{IN}	0.40	0.5	yes	200kHz	75	<1	3×3 DFN-10, TSSOP-16E	H	80V, Burst Mode Device	\$2.25
LT3433	4.0	60	3.3	20	0.40	0.5	-	200kHz	100	<1	TSSOP-16E	I	True Buck-Boost Topology, 400mA in Buck Mode, 200mA in Boost Mode	\$3.25
LT1777	7.0	48	1.24	0.85V _{IN}	0.44	0.55	yes	100kHz	620	12	SO-16	I	Programmable di/dt Limit for Low Noise Applications	\$2.65
LT1676	7.4	60	1.24	0.85V _{IN}	0.44	0.55	yes	100kHz	3.2mA	2.5	SO-8	I	Wide Input Range	\$2.60
LT3502/A	3.4	40	0.8	0.9V_{IN}	0.5	0.7	-	1.1MHz/2.2MHz	1.5mA	<1	2×2 DFN-8	I	40V, 500mA From a 2×2 DFN	\$1.95
LT1616	3.6	25	1.25	0.8V _{IN}	0.5	0.63	-	1.4MHz	1.9mA	<1	ThinSOT	E	Circuit Footprint ≤ 50mm ²	\$1.95
LT1776	7.4	40	1.24	0.85V _{IN}	0.56	0.7	yes	200kHz	3.2mA	30	DIP-8, SO-8	I	Transients to 60V	\$2.45
LT1933	3.6	36	1.2	0.88V _{IN}	0.6	0.75	-	500kHz	1.6mA	<1	ThinSOT	E	Integrated Soft-Start	\$2.20
LT3509	3.7	36	0.8	0.9V_{IN}	0.7×2	1.2	yes	250kHz to 2.5MHz	2.8mA	<1	4×3 DFN-14	H	36V Input, Dual 0.7A Outputs	C.F.
LT1107	2.0	30	1.25	0.64V _{IN}	0.8	1.0	-	63kHz	320	n/a	DIP-8, SO-8	I	Step-Up or Step Down, Fixed V _{OUT} 5V, 12V or Adjustable Output	\$2.25
LT1173	2.0	30	1.25	0.43V _{IN}	0.8	1.0	-	23kHz	110	n/a	DIP-8, SO-8	I	Step-Up or Step Down, Fixed V _{OUT} 5V, 12V or Adjustable Output	\$2.30
LT1108	2.0	30	1.25	0.63V _{IN}	0.8	1.0	-	20kHz	110	n/a	DIP-8, SO-8	I	Step-Up or Step Down, Fixed V _{OUT} 5V, 12V or Adjustable Output	\$2.45
LT1111	2.0	30	1.25	0.24V _{IN}	0.8	1.0	-	72kHz	300	n/a	DIP-8, SO-8	I	Step-Up or Step Down, Fixed V _{OUT} 5V, 12V or Adjustable Output	\$2.30
LT1176	7.3	35	2.2	0.85V _{IN}	0.96	1.2	-	100kHz	8mA	10	DIP-8, SO-20	I	Fixed 5V or Adjustable Output	\$3.10
LT3493	3.6	36	0.78	0.87V _{IN}	1.2	1.4	-	750kHz	1.9mA	2	2×3 DFN-6	I	1.2A Output Current from Tiny 2×3 DFN	\$2.65
LT3505	3.6	36	0.78	0.87V _{IN}	1.2	1.4	-	200kHz to 2.8MHz	1.9mA	2	3×3 DFN-6	I	1.2A Output Current from Tiny 3×3 DFN	\$2.40
LT1767	3.0	25	1.2	0.8V _{IN}	1.2	1.5	yes	1.25MHz	1mA	6	MSOP-8E	E	Fixed Outputs of 1.8V, 2.5V, 3.3V, 5V Available	\$2.95
LT1375/76/HV	5.0	25/30	2.42	0.86V _{IN}	1.2	1.5	yes	500kHz	2.5mA	20	DIP-8, SO-8, SO-16	I	HV Version V _{IN} to 30V, Inductor Size Reduced to 5μH	\$3.26
LT1956	5.5	60	1.2	0.75V _{IN}	1.2	1.5	yes	500kHz	2.5mA	25	TSSOP-16E	I	Thermally Enhanced Package Fixed Output of 5V Available	\$3.65
LT1766	5.5	60	1.2	0.9V _{IN}	1.2	1.5	yes	200kHz	2.5mA	25	TSSOP-16E	H	Fixed Output of 5V Available	\$3.65
LT1976	3.3	60	1.2	0.9V _{IN}	1.2	1.5	yes	200kHz	100	<1	TSSOP-16E	H	Micropower Operation	\$4.00
LT1977	3.3	60	1.2	0.9V _{IN}	1.2	1.5	yes	500kHz	100	<1	TSSOP-16E	I	Micropower Operation	\$4.00
LT1936	3.6	36	1.2	0.87V _{IN}	1.4	1.9	-	500kHz	1.9mA	<1	MSOP-8E	H	36V Input, 1.9A Switch	\$2.75
LT3508	3.7	36	0.8	0.9V _{IN}	1.4×2	2.0	yes	250kHz to 2.5MHz	4.6mA	<1	4×4 QFN-24, TSSOP-16E	I	Dual 2A, 36V Switcher in TSSOP-16E	\$3.35
LT1940	3.6	25	1.25	0.78V _{IN}	1.4×2	1.8	-	1.1MHz	3.8mA	30	TSSOP-16E	E	Dual Output, Thermally Enhanced Package	\$3.70
LT1076/HV	7.3	45/64	2.21	0.85V _{IN}	1.6	2.0	-	100kHz	8.5mA	10	DD-5/7, TO-220	I	HV Version V _{IN} to 60V, Programmable Current Limit	\$3.40
LT3506/A	3.6	25	0.8	0.9V _{IN}	1.6	2.0	-	750kHz/1.1MHz	3.8mA	<30	TSSOP-16E, 5×4 DFN-16	E	Dual Switches in TSSOP-16E or DFN	\$2.95
LT3510	3.3	25	0.8	0.9V _{IN}	2.0	2.5	yes	250kHz to 1.5MHz	3.5mA	<10	TSSOP-20E	E	Dual 2.5A Switches in TSSOP-20E	\$3.25
LT3434	3.3	60	1.2	0.9V _{IN}	2.4	3.0	-	200kHz	100	<1	TSSOP-16E	I	60V Input and I _Q =100μA	\$5.25
LT3435	3.3	60	1.2	0.9V _{IN}	2.4	3.0	-	500kHz	100	<1	TSSOP-16E	I	60V Input and I _Q =100μA	\$5.25
LT1765	3.0	25	1.2	0.8V _{IN}	2.4	3.0	-	1.25MHz	1mA	15	SO-8, TSSOP-16E	E	Thermally Enhanced Package	\$4.67
LT3430/-1	5.5	60	1.2	0.9V _{IN}	2.75	3.0	-	200kHz/100kHz	2.5mA	30	TSSOP-16E	E	V _{IN} to 60V, Thermally Enhanced Package. "-1" has 100kHz Switching	\$4.95
LT3431	5.5	60	1.2	0.8V _{IN}	2.75	3.0	-	500kHz	2.5mA	30	TSSOP-16E	E	V _{IN} to 60V, Thermally Enhanced Package	\$4.95
LT3480	3.6	38	0.79	0.9V _{IN}	2.0	3.0	yes	260kHz to 2MHz	70	<1	3×3 DFN-10, MSOP-10E	I	Transient Protection to 60V, 2A Continuous Inductor Current Operation, Micropower	\$3.45
LT3685	3.6	38	0.79	0.9V _{IN}	2.0	3.2	yes	260kHz to 2MHz	70	<1	3×3 DFN-10, MSOP-10E	I	Transient Protection to 60V, 2A Continuous Inductor Current Operation	\$3.05
LT1912	3.6	36	0.79	0.9V_{IN}	2.0	3.0	-	200kHz to 500kHz	0.8mA	<1	3×3 DFN-10, MSOP-10E	I	2A, 36V Step-Down	\$2.95
LT3481	3.5	34	1.265	0.9V _{IN}	2.0	3.2	-	300kHz to 2.8MHz	50	<1	3×3 DFN-10, MSOP-10E	I	2A, Low Ripple (15mV) Burst Mode, I _Q <50μA, Synchronizable	\$3.25
LT3681	3.6	34	1.265	20	2.0	3.2	-	300kHz to 2.8MHz	50	<1	4×3 DFN-14	I	34V, 2A Micropower Part with Internal Schottky Diode	\$3.65
LT3684	3.5	34	1.265	0.9V _{IN}	2.0	3.1	-	300kHz to 2.8MHz	0.85mA	<1	3×3 DFN-10, MSOP-10E	I	2A Continuous Inductor Current Operation,	\$2.95
LT1938	3.6	25	1.265	0.9V _{IN}	2.0	3.1	-	300kHz to 2.8MHz	0.8mA	<1	3×3 DFN-10	I	2A, 25V Step-Down	\$2.75
LT3500	3.0	36	0.8	0.9V _{IN}	2/2	2.3	yes	250kHz to 2.2MHz	2.5mA	<12	3×3 DFN-10	H	2A, 36V Step-Down with LDO Controller	\$3.25
LT1939	3.0	25	0.8	0.9V_{IN}	2/2	2.3	yes	250kHz to 2.2MHz	2.5mA	<12	3×3 DFN-10	I	2A, 25V Step-Down with LDO Controller	\$3.05
LT3507	4	40	0.8	0.9V_{IN}	2.4/1.5/1.5	3	yes	250kHz to 2.5MHz	2mA	<1	5×7 QFN-38	H	40V Input with Triple Outputs and LDO Controller	\$4.25
LT3501	3.3	25	0.8	0.9V _{IN}	3.0×2	3.5	yes	250kHz to 1.5MHz	3.5mA	<10	TSSOP-20E	E	Dual 3.5A Switcher in TSSOP-20E	\$3.50
LT3680	3.6	36	0.79	30	3.5	4.6	yes	250kHz to 2.4MHz	75	<1	3×3 DFN-10, MSOP-10E	I	36V Operation and I _Q =75μA	\$4.15
LT3693	3.6	36	0.79	30	3.5	4.6	yes	250kHz to 2.4MHz	1.3mA	<1	3×3 DFN-10, MSOP-10E	I	36V Operation	\$3.85
LT1913	3.6	25	0.79	30	3.5	4.6	-	250kHz to 2.4MHz	1.3mA	<1	3×3 DFN-10	I	25V Operation	\$3.65
LT1374/HV	5.0	25/32	2.42	0.86V _{IN}	3.6	4.5	yes	500kHz	2.5mA	20	SO-8, DD, TO-220, TSSOP-16E	E	HV Version V _{IN} to 32V, Inductor Size Reduced to 1.8μH, Thermally Enhanced Package	\$4.40
LT1074/HV	7.3	45/64	2.21	0.85V _{IN}	4.4	5.5	-	100kHz	8.5mA	10	DD-5/7, TO-220	I	HV Version V _{IN} to 60V, Programmable Current Limit	\$5.05

† Primary Sort Column

- Notes:
1. Approximate value. See data sheet for detailed information.
 2. Approximately 80% of Switch Current
 3. COT = Constant Off Time
 4. C.F. = Contact Factory

Part Number	VIN Min (V)	VIN Max (V)	VOUT Min (V)	VOUT Max ⁽¹⁾ (V)	† Output Current ⁽²⁾ (A)	Max Switch Current (A)		Switching Frequency ⁽³⁾	I _Q (I _{SUPPLY}) (μA)	I _{SHDN} (μA)	Package	Extended Temp Range	Comments	Price 1K Qty
						Synchronous								
LTC3470	4	40	1.25	16	0.2	0.25	-	Hyster	26	<1	ThinSOT, 3×2 DFN-8	H	Integrated Schottky and Catch Diodes	\$2.30
LTC3549	1.6	5.5	0.61	V _{IN}	0.25	0.3	yes	2.25MHz	50	<1	2×3 DFN-6	E	Synchronous, 100% Duty Cycle, 95% Efficiency,	\$1.35
LTC1779	2.5	9.8	0.8	V _{IN}	0.25	0.5	-	550kHz	135	8	ThinSOT	E	100% Duty Cycle, 94% Efficiency	\$1.90
LTC3670	2.5	5.5	0.8	V_{IN}	0.4	0.6	yes	2.25MHz	70	<1	2×3 DFN-12	E	Triple Output, Synchronous Switchers + Dual LDOs, Adjustable Outputs	\$1.95
LTC3672B	2.9	5.5	0.8	V_{IN}	0.4	1.2	yes	2.25MHz	260	<1	2×2 DFN-8	E	Triple Output, Synchronous Switchers + Dual LDOs, Fixed Outputs	\$1.95
LTC3547	2.5	5.5	0.6	V _{IN}	0.3×2	0.4	yes	2.25MHz	40	<1	3×2 DFN-8	E	Dual Output, Synchronous, 100% Duty Cycle, 96% Efficiency	\$1.95
LTC3544	2.3	5.5	0.8	V _{IN}	0.3/0.2×2/ 0.10	0.4	yes	2.25MHz	80	<1	3×3 QFN-16	E	Quad Output, Synchronous, 100% Duty Cycle, 96% Efficiency.	\$2.95
LT1934/-1	3.2	34	1.25	0.85V _{IN}	0.3/0.07	0.35/0.09	-	COT	12	<1	2×3 DFN-6, TSOT-23	E	-1, Same Electricals with 90mA I _{sw}	\$2.20
LTC3410	2.5	5.5	0.8	V _{IN}	0.3	0.38	yes	2.25MHz	26	<1	SC70	E	96% Efficiency in 2×2 Footprint	\$1.50
LTC3405/A	2.7	6	0.8	V _{IN}	0.3	0.38	yes	1.5MHz	20	<1	ThinSOT	E	Synchronous, 100% Duty Cycle, 95% Efficiency, "A" Version Uses All Ceramic Caps	\$1.61
LTC1474/75	3.0	18	1.23	V _{IN}	0.32	0.4	-	COT	10	<6	MSOP-8	I	Pushbutton On/Off for LTC1475, 100% Duty Cycle, 92% Efficiency	\$3.75
LT3437	3.3	80	1.25	0.9V _{IN}	0.4	0.5	-	200kHz	75	<1	3×3 DFN-10, TSSOP-16E	H	80V, Burst Mode Device	\$2.25
LTC1174/HV	4.0	13.5/18.5	1.25	0.7V _{IN}	0.43	0.54	-	COT	130	<1	DIP-8, SO-8	I	Fixed Outputs of 3.3V, 5V Available	\$3.50
LTC1574	4.0	18.5	1.25	0.7V _{IN}	0.43	0.54	-	COT	130	<2	SO-16	I	Fixed Outputs of 3.3V, 5V Available	\$3.50
LT1612	2.0	5.5	0.62	0.8V _{IN}	0.48	0.6	yes	800kHz	160	<1	SO-8, MSOP-8	E	Synchronous	\$1.95
LTC3542	2.5	5.5	0.6	V _{IN}	0.5	0.7	yes	2.25MHz	26	<1	2×2 DFN-6, ThinSOT	E	Synchronous, 100% Duty Cycle, 95% Efficiency,	\$1.60
LTC3563	2.5	5.5	1.28	1.87	0.5	0.7	yes	2.25MHz	26	<1	2×2 DFN-6	E	Pin-Selectable Output, Synchronous, 100% Duty Cycle, 95% Efficiency	\$1.60
LTC3403	2.5	5	0.3	V _{IN}	0.6	0.7	yes	1.5MHz	20	<1	3×3 DFN-8	E	Synchronous, Integrated Bypass MOSFET	\$2.10
LTC3448	2.5	5.5	0.6	V _{IN}	0.6	0.7	yes	1.5MHz/2.25MHz	32	<1	MSOP-8E, 3×3 DFN-8	E	LDO Mode for Low Noise Operation	\$2.05
LTC1707	2.9	8.5	0.8	V _{IN}	0.56	0.7	yes	350kHz	200	11	SO-8	I	Synchronous, 100% Duty Cycle, 96% Efficiency	\$2.25
LTC3543	2.5	5.5	0.6	V _{IN}	0.6	0.8	yes	2.25MHz	45	<1	2×3 DFN-6	E	Synchronous, 100% Duty Cycle, 95% Efficiency,	\$1.95
LTC3406/A/AB	2.5	5.5	0.6	V _{IN}	0.6	0.75	yes	1.5MHz	20	<1	ThinSOT	I	Synchronous, 100% Duty Cycle, 96% Efficiency, "B" Version Disables Burst Mode, "A" Version Has Low Ripple Pulse Skip Mode	\$1.83
LTC3406B	2.5	5.5	0.6	V _{IN}	0.6	0.75	yes	1.5MHz	300	<1	ThinSOT	E	Synchronous, 100% Duty Cycle, 96% Efficiency, "B" Version Disables Burst Mode for Lower Noise	\$2.01
LTC3406B-2	2.5	5.5	0.6	V _{IN}	0.6	0.75	yes	2.25MHz	350	<1	ThinSOT	E	2.25MHz, Synchronous, 100% Duty Cycle, 96% Efficiency	\$2.16
LTC3409	1.6	5.5	0.62	V _{IN}	0.6	0.75	yes	2.6MHz	60	<1	3×3 DFN-8	E	Minimum V _{IN} =1.6V, Synchronous, 100% Duty Cycle, Ideal for 2-Cell AA Alkaline	\$2.15
LTC1877	2.7	10	0.8	V _{IN}	0.6	0.8	yes	550kHz	10	<1	MSOP-8	E	Synchronous, 100% Duty Cycle, 95% Efficiency	\$2.95
LTC1878	2.7	6	0.8	V _{IN}	0.6	0.8	yes	550kHz	10	<1	MSOP-8	E	Synchronous, 100% Duty Cycle, 95% Efficiency	\$2.60
LTC3404	2.7	6	0.8	V _{IN}	0.6	0.8	yes	1.4MHz	10	<1	MSOP-8	E	Synchronous, 100% Duty Cycle, 95% Efficiency	\$2.70
LTC3419/-1	2.5	5.5	0.6	V _{IN}	0.6×2	1.2	yes	2.25MHz	55	<1	MSOP-10E, 3×3 DFN-10	E	Dual Output, Synchronous, 100% Duty Cycle, 96% Efficiency	\$1.95
LTC3407/A	2.5	5.5	0.6	V _{IN}	0.6×2	0.75	yes	1.5MHz	40	<1	MSOP-10	E	Dual Output, Synchronous, 100% Duty Cycle, 96% Efficiency, "A" has Soft-Start	\$2.60
LTC1627	2.7	8.5	0.8	V _{IN}	0.64	0.8	yes	350kHz	200	15	SO-8	I	Synchronous, 100% Duty Cycle, 96% Efficiency	\$2.05
LTC1701	2.5	5	1.25	V _{IN}	0.72	0.9	-	1.0MHz	135	<1	ThinSOT	E	Synchronous, 100% Duty Cycle, 94% Efficiency	\$1.95
LTC3560	2.5	5.5	0.6	V _{IN}	0.8	0.9	yes	2.25MHz	16	<1	ThinSOT	E	Synchronous, 100% Duty Cycle, 95% Efficiency,	\$1.90
LT1173	2.0	30	1.25	0.43V _{IN}	0.8	1.0	-	23kHz	110	n/a	DIP-8, SO-8	I	Step-Up or Step Down, Fixed V _{OUT} 5V, 12V or Adjustable Output	\$2.30
LT1108	2.0	30	1.25	0.63V _{IN}	0.8	1.0	-	20kHz	110	n/a	DIP-8, SO-8	I	Step-Up or Step Down, Fixed V _{OUT} 5V, 12V or Adjustable Output	\$2.45
LT1111	2.0	30	1.25	0.24V _{IN}	0.8	1.0	-	72kHz	300	n/a	DIP-8, SO-8	I	Step-Up or Step Down, Fixed V _{OUT} 5V, 12V or Adjustable Output	\$2.30
LTC3548	2.5	5.5	0.6	V _{IN}	0.8/0.4	1.2	yes	2.25MHz	40	<1	MSOP-10E, 3×3 DFN-10	E	Dual Output, Synchronous, 100% Duty Cycle, 96% Efficiency; "Plain has Adjustable Outputs," "-1" has Fixed 1.8V and 1.575V Outputs, "-2" has Fixed 1.2V and Adjustable Outputs	\$2.95
LTC3407-2/ -3/-4/A-2	2.5	5.5	0.6	V _{IN}	0.8×2	0.95	yes	2.25MHz	40	<1	MSOP-10E, 3×3 DFN-10	I	Dual Output, Synchronous, 100% Duty Cycle, 96% Efficiency; "A" has Soft-Start, "-4" has Reduced POR Time, "-3" has Fixed 1.8V and 3.3V Outputs	\$2.95
LTC3545/-1	2.3	5.5	0.6	V_{IN}	0.8×3	1	yes	2.25MHz	60	<1	3×3 QFN-16	E	Synchronous Triple 800mA Outputs	\$3.10
LTC3562	2.9	5.5	0.6	V_{IN}	0.8×2/ 0.6×2	yes	2.25MHz	100	<1	3×3 QFN-20	E	Quad Output with I²C Interface, Synchronous, 100% Duty Cycle, 96% Efficiency	\$3.25	
LTC3561	2.6	5.5	0.8	V _{IN}	1.0	1.4	yes	850kHz to 4MHz	240	<1	3×3 DFN-8	E	Synchronous, 100% Duty Cycle, 95% Efficiency	\$2.50
LTC3520	2.2	5.5	0.8	5.5	1.0/0.6	0.9	yes	100kHz to 2MHz	55	<1	4×4 QFN-24	E	Dual Output, Synchronous 1A Buck-Boost and a 600mA Buck	\$3.50
LTC3446	2.7	5.5	0.4	V _{IN}	1.0/ 0.3×2	1.2	yes	2.25MHz	140	<1	4×3 DFN-14	E	Synchronous, 100% Duty Cycle, 95% Efficiency	\$2.75
LTC1879	2.7	10	0.8	V _{IN}	1.2	1.8	yes	550kHz	15	<1	TSSOP-16	E	Synchronous, 100% Duty Cycle, 95% Efficiency, Integrated PLL	\$3.60
LT1976	3.3	60	1.2	0.9V _{IN}	1.24	1.5	-	200kHz	100	<1	TSSOP-16E	H	60V Operation and I _Q =100μA	\$4.00
LT1977	3.3	60	1.2	0.9V _{IN}	1.24	1.5	-	500kHz	100	<1	TSSOP-16E	I	60V Operation and I _Q =100μA	\$4.00
LTC3411	2.5	5.5	0.8	V _{IN}	1.25	1.6	yes	300kHz to 4MHz	60	<1	MSOP-10	E	Synchronous, 100% Duty Cycle, 95% Efficiency	\$3.20
LTC3417/A	2.25	5.5	0.8	V _{IN}	1.4/1.5	1.8	yes	600kHz to 4MHz	125	<1	TSSOP-20E, 3×5 DFN-20	E	Synchronous, 100% Duty Cycle, 95% Efficiency	\$3.45
LTC3417A-2	2.25	5.5	0.8	V_{IN}	1.5/1.0	1.8	yes	600kHz to 4MHz	125	<1	TSSOP-20E, 5×3 DFN-20	I	Dual Synchronous, 100% Duty Cycle, 95% Efficiency, "A-2" Grade Offers Lowest Noise	\$2.93
LTC1875	2.7	6	0.8	V _{IN}	1.5	1.6	yes	550kHz	15	<1	TSSOP-16	E	Synchronous, 100% Duty Cycle, 95% Efficiency, Integrated PLL	\$3.35

† Primary Sort Column

MS-8, MS-10 = MSOP; SSOPN = Narrow SSOP; SSOPW = Wide SSOP; SOW = Wide SO

MICROPOWER MONOLITHIC BUCK

Amps, Refs,
Filters, Comps

Power
Management
µPWR BUCK / BUCK CONTROLLERS

Data
Conversion

Interface

High
Frequency

Reference
Material

Part Number	V _{IN} Min (V)	V _{IN} Max (V)	V _{OUT} Min (V)	V _{OUT} Max ⁽¹⁾ (V)	† Output Current ⁽²⁾ (A)	Max Switch Current (A)	Synchronous		Switching Frequency ⁽³⁾	I _Q (I _{SUPPLY}) (µA)	I _{SHDN} (µA)	Package	Extended Temp Range	Comments	Price 1K Qty
							yes	no							
LTC3568	2.5	5.5	0.8	V _{IN}	1.8	2.4	yes	-	850kHz to 4MHz	60	<1	3×3 DFN-10	E	Synchronous, 100% Duty Cycle, 95% Efficiency	\$2.95
LT3480	3.6	38/60	0.79	0.9V _{IN}	2.0	3.0	-	-	260kHz to 2MHz	70	<1	3×3 DFN-10, MSOP-10E	I	Transient Protection to 60V, 2A Continuous Inductor Current Operation, Micropower	\$3.45
LT3481	3.5	34	1.265	0.9V _{IN}	2.0	3.2	-	-	2.8MHz	50	<1	3×3 DFN-10, MSOP-10	I	2A, Micropower Part	\$3.25
LT3681	3.6	34	1.265	20	2.0	3.2	-	-	300kHz to 2.8MHz	50	<1	4×3 DFN-14	I	34V, 2A Micropower Part w/Internal Schottky Diode	\$3.65
LT3434	3.3	60	1.2	0.9V _{IN}	2.4	3.0	-	-	200kHz	100	<1	TSSOP-16E	I	60V Input and I _Q =100µA	\$5.25
LT3435	3.3	60	1.2	0.9V _{IN}	2.4	3.0	-	-	500kHz	100	<1	TSSOP-16E	I	60V Input and I _Q =100µA	\$5.25
LTC3412	2.5	5.5	0.8	V _{IN}	2.5	4.0	yes	-	300kHz to 4MHz	60	<1	TSSOP-16E, 4×4 QFN-16	E	Synchronous, 100% Duty Cycle, 95% Efficiency	\$3.95
LTC3413	2.5	5.5	V _{REF} /2	V _{REF} /2	3.0	3.8	yes	-	2MHz	60	<1	TSSOP-16E	E	QDR and DDR Applications Only, Can Sink/Source 3A	\$3.95
LTC3412A	2.25	5.5	0.8	V _{IN}	3.0	4.5	yes	-	300kHz to 4MHz	64	<1	TSSOP-16E, 4×4 QFN-16	E	Synchronous, 100% Duty Cycle, 95% Efficiency	\$4.10
LT3680	3.6	36	0.79	0.9V _{IN}	3.5	4.6	-	-	250kHz to 2.4MHz	75	<1	3×3 DFN-10, MSOP-10E	I	36V Operation and I _Q =75µA	\$4.15
LTC3414	2.3	5.5	0.8	V _{IN}	4.0	6.0	yes	-	300kHz to 4MHz	68	<1	TSSOP-20E	I	Synchronous, 100% Duty Cycle, 95% Efficiency	\$4.25
LTC3416	2.3	5.5	0.8	V _{IN}	4.0	6.0	yes	-	300kHz to 4MHz	68	<1	TSSOP-20E	E	Tracking, Synchronous, 100% Duty Cycle, 95% Efficiency	\$4.62
LTC3415	2.5	5.5	0.6	V _{IN}	7.0	11	yes	-	2.25MHz	450	<1	5×7 QFN-38	E	Stackable, Tracking, Synchronous, 100% Duty Cycle, 95% Efficiency	\$6.50
LTC3418	2.3	5.5	0.8	V _{IN}	8.0	12.0	yes	-	300kHz to 4MHz	380	<1	5×7 QFN-38	E	Synchronous, 100% Duty Cycle, 95% Efficiency	\$6.75
LTC3611	4	32	0.6	V_{IN}	10	15	yes	-	1MHz	900	<15	9×9 QFN-64	I	32V, 10A Monolithic	\$9.95
LTC3610	4	24	0.6	V _{IN}	12	15	yes	-	1MHz	900	<15	9×9 QFN-64	E	24V, 12A Monolithic	\$8.50

† Primary Sort Column

- Notes:
 1. Approximate value. See data sheet for detailed information
 2. Approximately 80% of Switch Current
 3. COT = Constant Off Time

BUCK CONTROLLERS (STEP-DOWN)

Part Number	V _{IN} Min (V)	V _{IN} Max (V)	V _{OUT} Min (V)	V _{OUT} Max (V)	† Max Output Current (A)	Synchronous		Switching Frequency	No Sense Resistor	I _Q (I _{SUPPLY}) (µA)	Package	Extended Temp Range	Comments	Price 1K Qty
						yes	External SYNC ⁽¹⁾							
LTC1622	2	9.8	0.8	V _{IN}	5	-	yes	550kHz	-	270	MSOP-10	I	Synchronizable to 750kHz	\$1.85
LTC1772	2.5	9.8	0.8	V _{IN}	5	-	-	550kHz	-	270	ThinSOT	H	Burst Mode at Light Load	\$2.70
LTC1772B	2.5	9.8	0.8	V _{IN}	5	-	-	550kHz	-	270	ThinSOT	E	Continuous Operation at Light Load	\$2.70
LTC3772/B	2.75	9.8	0.6	0.9V _{IN}	5	-	-	550kHz	yes	40	3×2 DFN-8	E	Low I _Q , No R _{SENSE}	\$1.85
LTC3801	2.5	9.8	0.8	V _{IN}	5	-	-	550kHz	-	16	ThinSOT	E	Very Low Standby Current, LTC1772 Pin-Out	\$1.95
LTC3801B	2.5	9.8	0.8	V _{IN}	5	-	-	550kHz	-	16	ThinSOT	E	Continuous Operation at Light Load	\$1.95
LTC3808	2.75	9.8	0.6	V _{IN}	5	yes	yes	250kHz to 750kHz	yes	350	4×3 DFN-14, SSOP-16	E	With Spread Spectrum Frequency Modulation	\$2.60
LTC3809	2.75	9.8	0.6	V _{IN}	5	yes	yes	250kHz to 750kHz	yes	350	3×3 DFN-10, MSOP-10E	E	With Spread Spectrum Frequency Modulation	\$2.00
LTC3809-1	2.75	9.8	0.6	V _{IN}	5	yes	yes	250kHz to 750kHz	yes	350	3×3 DFN-10, MSOP-10E	E	With Output Tracking	\$2.00
LTC3700	2.65	9.8	0.8	5	5/0.15	-	-	550kHz	-	210	MSOP-10	E	Controller with LDO	\$2.35
LTC3736	2.75	9.8	0.6	V _{IN}	5×2	yes	yes	260kHz to 825kHz	yes	300	4×4 QFN-24, SSOP-24	E	Output Tracking and Enhanced Gate Drivers	\$3.80
LTC3736-1	2.75	9.8	0.6	V _{IN}	5×2	yes	yes	260kHz to 825kHz	yes	500	4×4 QFN-24, SSOP-24	E	Dual, 2-Phase, Spread Spectrum Operation and Output Tracking	\$4.40
LTC3736-2	2.75	9.8	0.6	V _{IN}	5×2	yes	yes	260kHz to 825kHz	yes	500	4×4 QFN-24, SSOP-24	E	Dual, 2-Phase Output Tracking	\$4.40
LTC3776	2.75	9.8	0.3	V _{IN}	5×2	yes	yes	750kHz	yes	575	4×4 QFN-24	E	Dual, 2-Phase for DDR/QDR	\$3.75
LTC3737	2.75	9.8	0.6	V _{IN}	5×2	-	yes	260kHz to 825kHz	yes	300	4×4 QFN, SSOP-24	E	Dual, 2-Phase, Output Tracking	\$3.65
LTC3701	2.5	10	0.8	V _{IN}	5×2	-	yes	300kHz to 750kHz	-	460	SSOP-16	E	Dual, Very Low V _{IN} , Non-Synchronous, Dual Outputs	\$2.90
LTC1771	2.8	20	1.23	18	5	-	-	Constant Off-Time	-	10	MSOP-8, SO-8	I	Micropower Supply Current	\$2.65
LT3742	3.5	30	0.8	V_{IN}	5×2	-	-	500kHz	-	5mA	4×4 QFN-24	E	100% Duty Cycle, High Output Voltage, Capacitor Charger	\$2.30
LT3724	4.5	60	1.23	36	5	-	-	200kHz	yes	1.7mA	TSSOP-16	I	<100µA No-Load Current, also see LT3800	\$3.10
LTC1773	2.65	8.5	0.8	V _{IN}	6	yes	yes	550kHz	-	400	MSOP-10	E	PMOS Top MOSFET	\$4.10
LTC1649	2.7	6	1.265	0.9V _{IN}	10	yes	-	200kHz	yes	3mA	SO-16	I		\$4.10
LTC3785	2.7	10	2.7	10	10	yes	-	100kHz to 1MHz	yes	86	4×4 QFN-24	E	Very High Efficiency Buck-Boost Controller, Low I _Q	\$3.56
LTC1143	3.5	16	1.25	V _{IN}	10×2	-	-	Variable	-	1.6mA	SO-16	-	Dual, See the LTC3850 or LTC3728 for Improved Performance and Smaller Design	\$1.85
LTC1142	3.5	20	1.25	V _{IN}	10×2	yes	-	Variable	-	1.6mA	SSOP-28	-	Dual, See the LTC3850 or LTC3728 for Improved Performance	\$4.65
LTC1438	3.5	36	1.19	9	10×2	yes	-	125kHz to 250kHz	-	320	SSOP-28, SSOP-36	I	Dual, See the LTC3850 or LTC3728 for Improved Performance	\$7.00
LTC1439	3.5	36	1.19	9	10×2	yes	yes	125kHz to 250kHz	-	320	SSOP-28, SSOP-36	I	Dual, Phase-Lockable Version of the LTC1438; See the LTC3850 for Improved Performance	\$5.90

† Primary Sort Column
 †† Secondary Sort Column

MS-8, MS-10 = MSOP; SSOPN = Narrow SSOP; SSOPW = Wide SSOP; SOW = Wide SO

BUCK CONTROLLERS (STEP-DOWN)

Part Number	V _{IN} Min (V)	V _{IN} Max (V)	V _{OUT} Min (V)	V _{OUT} Max (V)	† Max Output Current (A)	Synchronous		Switching Frequency	No Sense Resistor	I _Q (I _{SUPPLY}) (μA)	Package	Extended Temp Range	Comments	Price 1K Qty
						External SYNC ⁽¹⁾	PLL							
LTC1538	3.5	36	1.19	9	10×2	yes	-	125kHz to 250kHz		320	SSOP-28, SSOP-36	I	Dual, See the LTC3850 or LTC3728 for Improved Performance and Smaller Design	\$4.30
LTC1539	3.5	36	1.19	9	10×2	yes	yes	PLL: 125kHz to 250kHz		320	SSOP-28, SSOP-36	I	Dual, See the LTC3850 or LTC3728 for Improved Performance and Smaller Design	\$4.80
LTC1624	3.5	36	1.19	0.95V _{IN}	10	-	-	200kHz		550	SO-8	I		\$3.50
LTC1625	3.7	36	1.19	V _{IN}	10	yes	yes	150kHz	yes	500	SSOP-16	I	Excellent for No R _{SENSE} DC/DC Conversion Where V _{OUT} is Very Close to V _{IN} (Also See the LTC1778 and LTC3778)	\$4.45
LTC1159	4.5	40	1.25	V _{IN}	10	yes	-	Variable		200	SO-16, DIP-16, SSOP-20	I	PMOS for Top MOSFET	\$5.45
LTC3824	4	60	0.8	V _{IN}	10	-	yes	200kHz to 600kHz		40	MSOP-10	I	100% Duty Cycle, Low Quiescent Current	\$2.34
LT3844	4	60	1.23	36	10	-	yes	100kHz to 500kHz		120	TSSOP-16	E, I	High Voltage Low Quiescent Current	\$3.10
LTC3703-5	4.1	60	0.8	0.93V _{IN}	10	yes	yes	100kHz to 600kHz	yes	1.7mA	SSOP-16, 28	E	Supports Use of External Logic N-Channel FETs	\$3.10
LTC3703	9.3	100	0.8	0.93V _{IN}	10	yes	yes	100kHz to 600kHz	yes	1.7mA	SSOP-16, 28	E	Voltage Mode with Feedforward Compensation	\$3.10
LTC1530	3.5	7	1.9	0.86V _{IN}	15	yes	-	300kHz	yes	15mA	SO-8	I	Fixed V _{OUT} : 1.8V, 2.5V, 2.8V, 3.3V	\$3.05
LTC1430A	4.5	8	1.265	0.9V _{IN}	15	yes	-	200kHz	yes	350	SO-8, SSOP-16		See the LTC3830 for Improved Performance	\$3.05
LTC3770	4.5	32	0.6	0.9V _{IN}	15	yes	yes	Constant On-Time	yes	1.3mA	5×5 QFN-32, SSOP-28	E	Margining, Tracking, External Synchronization	\$3.55
LTC1435A	3.5	36	1.19	9	15	yes	-	Variable		280	SO-16	I	See the LTC1735 for Improved Performance	\$4.15
LT3800	4	60	1.231	36	15	yes	-	200kHz		100	TSSOP-16	I	97% Efficiency; Also See LT3724	\$3.10
LTC3822	2.75	4.5	0.6	0.99V _{IN}	20	yes	-	250kHz to 750kHz	yes	360	3×3 DFN-10, MSOP-10	E	Low Input Voltage	\$1.55
LTC3822-1	2.75	4.5	0.6	0.99V _{IN}	20	yes	-	250kHz to 750kHz	yes	105	3×3 DFN-12, SSOP-16	E	Low Input Voltage, Selectable Burst-Mode/Pulse Skipping	\$1.75
LTC3836	2.75	4.5	0.6	0.97V _{IN}	20×2	yes	yes	250kHz to 750kHz	yes	450	4×5 QFN-24, SSOP-28	E	Dual, 3.3V Nominal Input Voltage	\$2.75
LTC1704	3.15	6	0.8	6	20/2	yes	-	550kHz		4.5mA	SSOP-16	E	Synchronous Step-Down Controller and Linear Regulator Controller	\$4.10
LTC1702A	3	7	0.8	7	20×2	-	-	550kHz	yes	2.2mA	SSOP-24	I	Dual, Voltage Mode, 2-Phase	\$5.35
LTC3832	3	8	0.6	0.91V _{IN}	20	yes	-	100kHz to 500kHz	yes	700	SO-8	E	0.6V Reference	\$3.10
LTC3830	3	8	1.265	0.91V _{IN}	20	yes	-	100kHz to 500kHz	yes	700	SO-8, SSOP-16	E	Shutdown Function	\$3.05
LTC3830-1	3	8	1.265	0.91V _{IN}	20	yes	-	100kHz to 500kHz	yes	700	SO-8	E	Soft Start	\$3.05
LTC3831	3	8	1.265	V _{IN} /2	20	yes	-	100kHz to 500kHz	yes	700	SO-8, SSOP-16	E	Bus Termination: QDR, DDR, SSTL	\$2.90
LTC3831-1	3	8	0.4	V _{IN} /2	20	yes	-	100kHz to 500kHz	yes	700	SO-8, SSOP-16	E	Bus Termination: for 0.75V QDR, DDR, SSTL	\$2.90
LTC1698	6	12.6	1.233	6	20	yes	yes	4.5kHz		1.8mA	SO-16	I	Secondary Synchronous Rectifier Controller (Use LT3781 for Primary Side)	\$5.30
LT3740	2.2	22	0.8	0.77V _{IN}	20	yes	-	300kHz	yes	2.5mA	5×3 DFN-16	E	Low Input Voltage, High Output Current, Boost Converter for Gate Drive, Drives 5V Logic Level MOSFETs	\$1.95
LT3710	8	24.5	0.8	7	20	yes	yes	200kHz to 500kHz		12mA	TSSOP-16	E	Secondary Side Synchronous Post Regulator; Generates Auxillary Output in Isolated Supplies; Use with the LT3781, LTC1698	\$3.95
LTC3823	4.5	30	0.6	3.3	20	yes	yes	Variable	optional	1.4mA	5×5 QFN-32, SSOP-28	E	Differential Amplifier For Remote Output Voltage Sensing	\$2.75
LTC3802	3	30	0.6	0.9V _{IN}	20	yes	yes	330kHz to 750kHz	yes	6mA	5×5 QFN-32, SSOP-28	E	Dual, 2-Phase Synchronous Controller with Programmable Up/Down Tracking	\$4.80
LTC3811	4.5	30	0.6	3.3	20×2 or 40	yes	yes	150kHz to 900kHz	yes	10.5mA	5×7 QFN-38, SSOP-36	E	Polyphase Single or Dual, No R _{SENSE} , Diff Amplifier	\$3.75
LTC3834	4	36	0.8	10	20	yes	yes	140kHz to 650kHz		30	4×5 QFN, TSSOP-20	E, I	Low Quiescent Current (30μA)	\$3.88
LTC3834-1	4	36	0.8	10	20	yes	yes	140kHz to 650kHz		30	3×5 DFN, SSOP-16	E, I	LTC3834 with No PGOOD, EXT_{VCC} or CLOCKOUT Pins	\$3.69
LTC3835	4	36	0.8	10	20	yes	yes	140kHz to 650kHz		80	4×5 QFN-20, TSSOP-20	E	Low Quiescent Current (80μA)	\$3.55
LTC3835-1	4	36	0.8	10	20	yes	yes	140kHz to 650kHz		80	3×5 DFN-16, SSOP-16	E	LTC3835 with No PGOOD, EXT _{VCC} or CLOCKOUT Pins	\$3.40
LTC3773	3.3	36	0.6	5	20×3	yes	yes	160kHz to 700kHz		2.8mA	5×7 DFN-38, SSOP-36	E	Triple Output 3-Phase Controller with Tracking	\$3.95
LTC3732	4.5	36	0.8	7	20×3 or 60	yes	yes	250kHz to 600kHz		2.3mA	SSOP-28		3-Phase Operation	\$4.35
LTC1628	4.5	36	0.8	7	20×2	yes	-	150kHz to 300kHz		470	5×5 QFN-32, SSOP-28	I	Dual, 2-Phase	\$4.45
LTC1628-PG	4.5	36	0.8	7	20×2	yes	-	150kHz to 300kHz		470	SSOP-28	I	Power Good Output Signal	\$4.65
LTC1628-SYNC	4.5	36	0.8	7	20×2	yes	yes	150kHz to 300kHz		470	SSOP-28	I	PLL/Synchronizable	\$4.65
LTC1735	3.5	36	0.8	7	20	yes	-	200kHz to 600kHz		450	SSOP-16, TSSOP-20	I	Capacitor Sets Operating Frequency; Power Good Signal (TSSOP Only)	\$3.10
LTC1735-1	3.5	36	0.8	7	20	yes	-	200kHz to 600kHz		450	SSOP-16, SO-16	I	LTC1735 + Power Good signal	\$3.20
LTC1775	3.7	36	1.19	V _{IN}	20	yes	yes	150kHz	yes	500	SSOP-16	I	Excellent for No R _{SENSE} DC/DC Conversion Where V _{OUT} is Very Close to V _{IN} (Also See the LTC1778 and LTC3778)	\$4.65
LTC1778/-1	4.5	36	0.8	0.9V _{IN}	20	yes	-	Adjustable	yes	900	SSOP-16	E	Excellent for High V _{IN} to Low V _{OUT} No R _{SENSE} DC/DC Conversion. "-1" has Adjustable Top Gate ON-Time	\$2.70
LTC3713	1.5	36	0.8	0.9V _{IN}	20	yes	-	200kHz to 1.5MHz		900	SSOP-24	E	Provides Its Own 5V for N-CH MOSFET Gate Drive	\$4.10
LTC3717/-1	4.5	36	0.7	V _{REF} /2	20	yes	-	200kHz to 1.5MHz		1mA	SSOP-16 ("Plain"), 5×5 QFN-32 ("1")	E	Bus Termination: QDR, DDR, SSTL. "-1" has Optional Sense Resistor and Settable Top Gate On-Time	\$2.95
LTC3718	1.5	36	0.7	V _{REF} /2	20	yes	-	200kHz to 1.5MHz		1mA	SSOP-24	E	Bus Termination: QDR, DDR, SSTL; Very Low Input Voltage; On-Chip Boost Converter for Top Gate High-Side Drive	\$3.45

† Primary Sort Column
 †† Secondary Sort Column



MS-8, MS-10 = MSOP; SSOPN = Narrow SSOP; SSOPW = Wide SSOP; SOW = Wide SO

Amps, Refs, Filters, Comp
 Power Management
 Data Conversion
 Interface
 High Frequency
 Reference Material

BUCK CONTROLLERS (STEP-DOWN)

Part Number	V _{IN} Min (V)	V _{IN} Max (V)	V _{OUT} Min (V)	V _{OUT} Max (V)	† Max Output Current (A)	Synchronous	External SYNC ⁽¹⁾	Switching Frequency	No Sense Resistor	I _Q (I _{SUPPLY}) (μA)	Package	Extended Temp Range	Comments	Price 1K Qty
LTC3778	4.5	36	0.6	0.9V _{IN}	20	yes	-	Constant On-Time	optional	900	SSOP-20	E	Current Mode, Optional R _{SENSE}	\$3.35
LTC3780	4.5	36	0.8	30	20	yes	yes	200kHz to 400kHz		2.4mA	5×5 QFN, SSOP-24	I	Very High Efficiency Buck-Boost Controller	\$4.65
LT3845	4	60	1.23	36	20	yes	yes	100kHz to 500kHz		100	TSSOP-16	E, I	60V Input, Low Quiescent Current	\$3.56
LT1681	9	72	1.25	0.9V _{IN}	20	yes	yes	350kHz		17mA	SO-20	I	Dual Transistor Synchronous Forward Controller	\$5.00
LT3781	8	72	1.25	V _{IN}	20	yes	yes	350kHz		17mA	SSOP-20	I	Bootstrap Start Dual Transistor Synchronous Forward Controller	\$4.95
LTC3850	4	24 or 30	0.8	5.5	25×2	yes	yes	250kHz to 750kHz	optional	850	4×4 QFN-28, 4×5 QFN-28, SSOP-28	E, I	Dual, Tracking, PLL, Synchronizable and Adjustable Soft-Start. "I" Temp Grade has 28V Operational and 30V Abs Max	\$2.40
LTC3850-1	4	24 or 30	0.8	5.5	25×2	yes	yes	250kHz to 750kHz	optional	850	SSOP-28	E, I	LTC3850 with I_{LIM} Replaced by EXT_{VCC} in SSOP Package	\$2.40
LTC3728L	4.5	28	0.8	5.5	25×2	yes	yes	≤550kHz		450	5×5 QFN-32, SSOP-28	E, I	Dual, Small Package, High Frequency	\$4.55
LTC3728LX/-1	4.5	28	0.8	5.5	25×2	yes	yes	≤550kHz		450	5×5 QFN-32	E	Dual, 2% Reference Voltage Accuracy	\$4.30
LTC3728	4.5	36	0.8	5.5	25×2	yes	yes	≤550kHz		450	QFN-32, SSOP-28	E	Dual, Small Package, High Frequency	\$5.00
LTC3707/-SYNC	4	30	0.8	6	25×2	yes	-/yes	100kHz to 300kHz		350	SSOP-28	E	Dual, 99% Duty Cycle, Low V _{IN}	\$4.45
LTC3828	4.5	30	0.8	7	25×2	yes	yes	≤550kHz		2mA	5×5 QFN-32, SSOP-28	E	Dual, On-Board Tracking; Up to 6-Phase Operation	\$4.65
LTC3727LX-1	4	32	0.8	14.5	25×2	yes	yes	≤550kHz		1mA	5×5 QFN-32, SSOP-28	E	Dual, Output Latch Disabled	\$4.35
LTC3727/-1	4	36	0.8	14.5	25×2	yes	yes	≤550kHz		670	SSOP-28, 5×5 QFN-32	E, I	Dual, >5V V _{OUT} ; "-1" Disables Output Short Circuit Latch and has 5×5 QFN-32 Pkg Option	\$4.85
LTC3727A-1	4	36	0.8	14.5	25×2	yes	yes	≤550kHz		670	SSOP-28	E	Dual, Improved LTC3727 (Lower V _{OUT} Ripple, Shorter t _{ON} (min))	\$4.85
LTC1876	3.5	36	0.8	7	25×3	yes	yes	150kHz to 300kHz		350	SSOP-36	E	Triple, Very Low V _{IN} , High Output Power	\$5.95
LTC3827	4	36	0.8	10	25×2	yes	yes	140kHz to 650kHz		115	5×5 QFN-32	E, I	Dual, Low I _Q ; Continuous, Pulse Skip, or Low Ripple Burst Mode Operation	\$5.10
LTC3827-1	4	36	0.8	10	25×2	yes	yes	140kHz to 650kHz		115	SSOP-28	E, I	LTC3827 w/ No Phase Mode, CLKOUT, PGOOD2 or FoldBack Disable Pins	\$5.00
LTC3826	4	36	0.8	10	25×2	yes	yes	140kHz to 650kHz		50	5×5 QFN-32	E, I	Dual, Ultralow I _Q (50μA); Selectable Continuous, Pulse Skip, or Low Ripple Burst Mode	\$5.50
LTC3826-1	4	36	0.8	10	25×2	yes	yes	140kHz to 650kHz		50	SSOP-28	E, I	LTC3826 w/ No PHASE MODE, CLKOUT, PGOOD2 or FoldBack Disable Pins	\$5.38
LTC3812-5	4.2	60	0.8	0.93V _{IN}	25	yes	-	100kHz to 1MHz	optional	3mA	TSSOP-16E	E	60V, Fast Transient Response, Strong Gate Drivers for Logic Level FETs	\$3.25
LTC3810-5	4.2	60	0.8	0.93V _{IN}	25	yes	yes	100kHz to 1MHz	optional	3mA	5×5 QFN-32	E	60V, Fast Transient Response, Strong Gate Drivers for Logic Level FETs, Tracking, Synchronizable and Adj. UVLO	\$3.38
LTC3810	6.2	100	0.8	0.93V _{IN}	25	yes	yes	100kHz to 1MHz	optional	3mA	SSOP-28	E	100V, Fast Transient Response, Strong Gate Drivers, Tracking, Synchronizable and Adj. UVLO	\$3.50
LTC3708	4.5	36	0.6	0.9V _{IN}	30×2	yes	yes	85ns t _{ON} min	yes	2.4mA	5×5 QFN-32	E	Dual, Output Tracking; Fast Transient Response	\$4.80
LT1339	9	60	1.25	0.9V _{IN}	30	yes	yes	150kHz		14mA	SO-20	I	60V Input Voltage; Synchronizable	\$4.85
LTC1922-1	3.8	10.3	5	5	40	yes	yes	≤1MHz		7mA	SSOP-20, DIP-20	E	Synchronous Phase-Modulated Full-Bridge Controller; Adaptive DirectSense Zero Voltage Switching	\$3.05
LTC3722-1	3.8	10.3	5	5	40	yes	yes	≤1MHz		7mA	SSOP-24	E	Current Mode	\$5.50
LTC3722-2	3.8	10.3	5	5	40	yes	yes	≤1MHz		7mA	SSOP-24	E	Voltage Mode	\$5.50
LTC3709	5	31	0.6	0.9V _{IN}	40	yes	yes	200kHz	yes	2.4mA	5×5 QFN-32	E	With Tracking and Sequencing	\$4.80
LTC1929	4.5	36	0.8	0.99V _{IN}	40	yes	yes	150kHz to 300kHz		470	SSOP-28	I	2-Phase Operation; Great Thermal Management	\$4.25
LTC3732	4.5	36	0.8	7	60 or 20×3	yes	yes	250kHz to 600kHz		2.3mA	SSOP-28		3-Phase Operation	\$4.35
LTC3811	4.5	30	0.6	3.3	240	yes	yes	150kHz to 900kHz	yes	10.5mA	5×7 QFN-38, SSOP-36	E	Single or Dual, No R _{SENSE} , Diff Amplifier, PolyPhase - Up to 12 Phases	\$3.75
LTC3729L-6	4.5	30	0.6	7	240	yes	yes	250kHz to 550kHz		450	SSOP-28	E	LTC3729 with 0.6V Reference	\$5.60
LTC3729	4.5	36	0.8	0.99V _{IN}	240	yes	yes	250kHz to 550kHz		450	SSOP-28	E	PolyPhase Operation (Up to 12 Phases), No Heat Sink	\$5.80
LTC1629	4.5	36	0.8	0.99V _{IN}	240	yes	yes	150kHz to 300kHz		470	SSOP-28	I	PolyPhase Operation (Up to 12 Phases), No Heat Sink	\$5.95
LTC1629-6	4.5	36	0.6	0.99V _{IN}	240	yes	yes	150kHz to 300kHz		470	SSOP-28	I	Polyphase Operation with 0.6V Reference Voltage	\$5.95

† Primary Sort Column
 †† Secondary Sort Column

Part Number	V _{IN} Min (V)	V _{IN} Max (V)	V _{OUT} Min (V)	V _{OUT} Max (V)	† Max Output Current (A)	Synchronous	Dual Output	Switching Frequency	No Sense Resistor	I _O (I _{SUPPLY}) (μA)	Package	Extended Temp Range	Comments	Price 1K Qty
LTC3772	2.75	9.8	0.6	0.9V _{IN}	5	no		550kHz	yes	40	3×2 DFN	E	Low I _O , No Current Sense Resistor	\$1.85
LTC3801	2.5	9.8	0.8	V _{IN}	5	no		550kHz		16	ThinSOT	E	Very Low Standby Current, LTC1772 Pin-Out	\$1.95
LTC3808	2.75	9.8	0.6	V _{IN}	5	yes		250kHz to 750kHz	yes	105	3×4 DFN-14, SSOP-16	E	Low EMI, Spread Spectrum with Tracking	\$2.60
LTC3809	2.75	9.8	0.6	V _{IN}	5	yes		250kHz to 750kHz	yes	105	3×3 DFN-10, MSOP-10E	E	Low EMI, Spread Spectrum	\$2.50
LTC3809-1	2.75	9.8	0.6	V _{IN}	5	yes		500kHz	yes	105	3×3 DFN-10, MSOP-10E	E	Low Input Voltage with Tracking	\$2.50
LTC1771	2.8	20	1.23	18	5	no		Constant Off-Time		10	MSOP-8, SO-8	I	Micropower Supply Current	\$2.65
LT3724	4	60	1.23	36	5	no		200kHz		80	TSSOP-16	E, I	High Voltage, Medium Power, Fixed Frequency	\$3.10
LTC1773	2.65	8.5	0.8	V _{IN}	6	no		500kHz to 750kHz		80	MSOP-10	E	Synchronizable, 100% Duty Cycle	\$2.50
LTC3785	2.7	10	2.7	10	10	yes		100kHz to 1MHz	yes	86	4×4 QFN-24	E	Buck-Boost, 96% Efficient, Single Inductor	\$3.56
LTC3824	4	60	0.8	V _{IN}	10	no		200kHz to 600kHz		40	MSOP-10	I	100% Duty Cycle, Small Package	\$2.34
LT3844	4	60	1.23	36	10	no		100kHz to 500kHz		120	TSSOP-16	E, I	High Voltage Low Quiescent Current	\$3.10
LT3800	4	60	1.23	36	20	yes		200kHz		100	TSSOP-16	I	High Voltage, Fixed Frequency	\$3.10
LTC3834	4	36	0.8	10	20	yes		140kHz to 650kHz		30	4×5 QFN, TSSOP-20	E, I	Low Quiescent Current	\$3.88
LTC3834-1	4	36	0.8	10	20	yes		140kHz to 650kHz		30	3×5 DFN, SSOP-16	E, I	LTC3834 without PGOOD, EXT_{VC}, CLOCKOUT or PhaseMode Pins	\$3.69
LTC3835	4	36	0.8	10	20	yes		140kHz to 650kHz		80	4×5 QFN, TSSOP-20	E	Low Quiescent Current	\$3.55
LTC3835-1	4	36	0.8	10	20	yes		140kHz to 650kHz		80	3×5 DFN, SSOP-16	E, I	LTC3835 with No P _{GOOD} , EXT _{VC} or CLOCKOUT Pins	\$3.40
LT3845	4	60	1.23	36	20	yes		100kHz to 500kHz		120	TSSOP-16	E, I	High Voltage, Low Quiescent Current	\$3.55
LTC3826	4	36	0.8	10	25	yes	yes	140kHz to 650kHz		50	5×5 QFN-32	E	Ultralow I _O , Selectable Continuous, Pulse Skip, or Low Ripple Burst Mode	\$5.50
LTC3826-1	4	36	0.8	10	25	yes	yes	140kHz to 650kHz		50	SSOP-28	E	Leaded Package Version of LTC3826	\$5.38
LTC3827	4	36	0.8	10	25	yes	yes	140kHz to 650kHz		115	5×5 QFN-32	E	Low I _O , Selectable Continuous, Pulse Skip, or Low Ripple Burst Mode Operation	\$5.10
LTC3827-1	4	36	0.8	10	25	yes	yes	140kHz to 650kHz		115	SSOP-28	E, I	Leaded Package Version of LTC3827	\$5.00

† Primary Sort Column

PolyPhase® DC/DC CONTROLLERS

Part Number	† # of V _{OUT}	Number of Phases	V _{IN} Min (V)	V _{IN} Max (V)	V _{OUT} Min (V)	V _{OUT} Max (V)	†† Output Current (A)	I _O (μA)	Frequency Per Phase	No Sense Resistor	Package	Extended Temp Range	Comments	Price 1K Qty
LT3782 ⁽¹⁾	1	2	6	40	>V _{IN}	⁽¹⁾	30	11mA	150kHz to 500kHz		SSOP-28	E, I	Step-Up Controller	\$4.70
LTC1929	1	2	4	36	0.8	7	40	470	150kHz to 300kHz		SSOP-28	I		\$4.25
LTC3709	1	2	5	31	0.6	0.9V _{IN}	40	2.4mA	200kHz	x	5×5 QFN-32	E	With Tracking and Sequencing	\$4.80
LT3742	2	2	3.5	30	0.8	V_{IN}	5×2	5mA	500kHz		4×4 QFN-24	E	100% Duty Cycle, High Output Voltage, Capacitor Charger	\$2.30
LTC3736	2	2	2.75	9.8	0.6	V _{IN}	5×2	300	260kHz to 825kHz	x	4×4 QFN-24, SSOP-24	E	Output Tracking	\$3.80
LTC3737	2	2	2.75	9.8	0.6	V _{IN}	5×2	300	260kHz to 825kHz	x	4×4 QFN-24, SSOP-24	E	Non-Synchronous, Output Tracking	\$3.65
LTC3701	2	2	2.5	10	0.8	V _{IN}	5×2	460	300kHz to 750kHz		SSOP-16	E	Very Low V _{IN} , Non-Synchronous	\$3.40
LTC3836	2	2	2.75	4.5	0.6	0.97V _{IN}	20×2	450	300kHz to 750kHz	x	4×5 QFN-28, SSOP-28	E	3.3V Nominal V _{IN} —High Current Outputs	\$2.75
LTC1628	2	2	4	36	0.8	7	20×2	350	150kHz to 300kHz		5×5 QFN-32, SSOP-28	I		\$4.45
LTC1628-PG	2	2	4	36	0.8	7	20×2	350	150kHz to 300kHz		SSOP-28	I	Power Good Output Signal	\$4.65
LTC1628-SYNC	2	2	4	36	0.8	7	20×2	350	150kHz to 300kHz		SSOP-28	I	PLL/Synchronizable	\$4.65
LTC1702A	2	2	3	7	0.8	7	20×2	2.2mA	550kHz	x	SSOP-24	I	Voltage Mode	\$4.75
LTC3802	2	2	3	30	0.6	V _{IN} ×0.9	20×2	6.5mA	330kHz to 750kHz	x	5×5 QFN-32, SSOP-28	E	Programmable Up/Down Tracking	\$4.80
LTC3707	2	2	4	30	0.8	6	25×2	350	150kHz to 300kHz		SSOP-28	E	99% Duty Cycle, Low V _{IN}	\$4.45
LTC1876	2	2	2.6	36	0.8	7	25×2	350	150kHz to 300kHz		SSOP-36	E	Very Low V _{IN} , High Output Power	\$5.95
LTC3727-1	2	2	4	36	0.8	14	20×2	670	150kHz to 300kHz		SSOP-28, 5×5 QFN-32 (“-1”)	E, I	>5V Output Voltage Range; “-1” Disables Overcurrent Latch-Off	\$4.85
LTC3727A-1	2	2	4	36	0.8	14	25×2	670	150kHz to 300kHz		SSOP-28	E	Lower Dropout, 120ns On-Time	\$4.85
LTC3850	2	2	4	24, 30	0.8	5.5	25×2	850	250kHz to 750kHz	x	4×4 QFN-28, 4×5 QFN-28 SSOP-28	E, I	Tracking, PLL, Synchronizable and Adjustable Soft-Start	\$2.40
LTC3850-1	2	2	4	24, 30	0.8	5.5	25×2	850	250kHz to 750kHz	x	SSOP-28	E, I	LTC3850 with I_{LIM} replaced by EXT_{VC}, SSOP Package	\$2.40
LTC3850	2	2	4	24	0.8	5.5	25×2	850	250kHz to 750kHz	x	4×4 QFN-28, SSOP-28	E	On-Board Tracking, PLL, Synchronizable and Adjustable Soft-Start	\$2.40

† Primary Sort Column

†† Secondary Sort Column



Amps, Refs, Filters, Comp
 Power Management
 Data Conversion
 Interface
 High Frequency
 Reference Material

PolyPhase® DC/DC CONTROLLERS

Part Number	† # of V _{OUT}	Number of Phases	V _{IN} Min (V)	V _{IN} Max (V)	V _{OUT} Min (V)	V _{OUT} Max (V)	†† Output Current (A)	I _Q (μA)	Frequency Per Phase	No Sense Resistor	Package	Extended Temp Range	Comments	Price 1K Qty
LTC3728/L/LC/LXC	2	2	4	30	0.8	7	20×2	450	260kHz to 550kHz		5×5 QFN-32, SSOP-28	E, I	Small Package, High Frequency; LXC and LC Operate from (0°C to 85°C). L and LXC have Relaxed V _{REF} Accuracy	\$4.55
LTC3728L-1	2	2	4	36	0.8	7	25×2	450	140kHz to 650kHz		5×5 QFN-32, SSOP-28	E	Overcurrent Latch-Off Disabled	\$4.55
LTC3827	2	2	4	36	0.8	10	25×2	115	140kHz to 650kHz		5×5 QFN-32	E, I	Low I _Q with PolyPhase	\$5.10
LTC3827-1	2	2	4	36	0.8	10	25×2	115	140kHz to 650kHz		SSOP-28	E, I	Low I _Q with Both Channels Active	\$5.00
LTC3826	2	2	4	36	0.8	10	25×2	50	140kHz to 650kHz		5×5 QFN-32	E, I	Ultralow I _Q with Both Channels Active	\$5.50
LTC3826-1	2	2	4	36	0.8	10	25×2	50	140kHz to 650kHz		SSOP-28	E, I	Ultralow I _Q with PolyPhase	\$5.38
LTC3828	2	2 to 6	4	30	0.8	7	25×2	2mA	550kHz		5×5 QFN-32, SSOP-28	E	On-Board Tracking	\$4.65
LTC3708	2	2	4	36	0.6	V _{IN} >0.9	30×2	2.4mA	85ns t _{ON} Min	x	5×5 QFN-32	E	Output Tracking, Fast Transient Response	\$4.80
LTC3773	1 to 3	3	3.3	36	0.6	5	20×3	1mA	160kHz to 700kHz		5×7 QFN-38, SSOP-36	E	Triple Output 3-Phase Controller with Tracking	\$3.95
LTC3731	1 to 4	3 to 12	4	36	0.6	7	60 to 200	2.3mA	250kHz to 600kHz		5×5 QFN-32, SSOP-36	E, I	Scalable PolyPhase DC/DC Controller	\$4.35
LTC3731H	1 to 4	3 to 12	4	36	0.6	7	60 to 200	2.3mA	250kHz to 600kHz		SSOP-36	H	-40°C to 125°C Operation	\$5.00
LTC3729	1 to 6	2 to 12	4	36	0.8	7	40 to 200	450	<=550kHz		5×5 QFN-32, SSOP-28	E	Scalable PolyPhase DC/DC Controller	\$5.80
LTC3729L-6	1 to 6	2 to 12	4	30	0.6	7	40 to 200	450	<=550kHz		5×5 QFN-32, SSOP-28	E	0.6V Reference Voltage	\$5.60
LTC1629/-6	1 to 6	2 to 12	4	36	0.8/0.6	7	40 to 200	470	150kHz to 300kHz		SSOP-28	E	Scalable PolyPhase DC/DC Controller. "-6" has 0.6V V _{REF}	\$5.95
LTC1629-PG	1 to 6	2 to 12	4	36	0.8	7	40 to 200	470	150kHz to 300kHz		SSOP-28	E	Power Good Output Signal	\$5.95
LTC3811	1 to 12	2 to 12	4.5	30	0.6	3.3	20 to 200	10.3mA	150kHz to 900kHz	x	5×7 QFN-38/SSOP-36	E	Dual or Single Output, Polyphase	\$3.75

† Primary Sort Column
 †† Secondary Sort Column

Note:

1. Boost Controller—voltage and current depend on the choice of external components

ACTIVE BUS TERMINATORS

Part Number	V _{IN} Min (V)	V _{IN} Max (V)	V _{OUT} Min (V)	V _{OUT} Max (V)	† Output Current (A)	Switch Configuration	Switching Frequency	Package	Extended Temp Range	Comments	Price 1K Qty
LTC3413	2.5	6	0.7	V _{REF} /2	3	Integrated Synchronous	300kHz to 2MHz	TSSOP-16	E	Adjustable Switching Frequency, QDR, DDR, SSTL Termination	\$3.95
LTC3776	2.8	9.8	0.6	V _{REF} /2	4	Dual External Synchronous	550kHz to 750kHz	4×4 QFN-24, NSSOP-24	E	Dual Phase, Second Output (V _{IT}) = 1/2* V _{OUT1}	\$3.75
LTC3718	1.5	36	0.7	V _{REF} /2	20	External Synchronous	200kHz to 1.5MHz	SSOP-24	E	Very Low Input Voltage; Provides Its Own 5V N-CH MOSFET Gate Drive; Current Mode	\$3.45
LTC3717	4	36	0.7	V _{REF} /2	20	External Synchronous	200kHz to 1.5MHz	SSOP-16	E	Current Mode; DDR/QDR SSTL, HSTL Termination	\$2.95
LTC3831	3	8	0.7	V _{REF} /2	20	External Synchronous	100kHz to 500kHz	SSOP-16	E, I	Voltage Mode, DDR/QDR Memory Termination	\$2.90
LTC3831-1	3	8	0.4	V _{REF} /2	20	External Synchronous	100kHz to 500kHz	SSOP-16	E	Voltage Mode, for 0.75V Termination Voltage	\$2.90

† Primary Sort Column

DIGITALLY PROGRAMMABLE DC/DC CONVERTERS

Part Number	VRM	# of Outputs	Interface	PolyPhase Operation	V _{IN} Min (V)	V _{IN} Max (V)	V _{OUT} Min (V)	V _{OUT} Max (V)	† Output Current (A)	Switch Configuration	Package	Extended Temp Range	Price 1K Qty
LTC3445		3	SMBus/I ² C		2.5	5.5	0.69	2.05	0.6	Internal, Synchronous	QFN-24	E	\$2.45
LTC3447		1	SMBus/I ² C		2.5	5.5	0.85	1.55	0.6	Internal, Synchronous	DFN-10	E	\$2.25
LTC1705	Mobile	3	VID		3.15	5.5	0.9	2	20	External, Synchronous	SSOP-28	E	\$5.35
LTC1736	Mobile	1	VID		4	36	0.9	2	20	External, Synchronous	SSOP-24	I	\$3.10
LTC1753	VRM8.4	1	VID		4.7	12	1.3	3.5	20	External, Synchronous	SSOP-20		\$2.80
LTC3711	Mobile	1	VID		4	36	0.9	2	20	External, Synchronous	SSOP-24	E	\$3.50
LTC3714	Mobile	1	VID		4	36	0.6	1.75	20	External, Synchronous	SSOP-28	E	\$3.05
LTC3716	Mobile	1	VID		4	36	0.6	1.75	20	External, Synchronous	SSOP-36	E	\$4.35
LTC3720	VRM8.5	1	VID	yes	4	36	1.05	1.825	20	External, Synchronous	SSOP-28	E	\$3.05

† Primary Sort Column

Part Number	VRM	# of Outputs	Interface	PolyPhase Operation	V _{IN} Min (V)	V _{IN} Max (V)	V _{OUT} Min (V)	V _{OUT} Max (V)	† Output Current (A)	Switch Configuration	Package	Extended Temp Range	Price 1K Qty
LTC3734	Centrino, Banias	1	VID		4	36	0.7	1.71	20	External, Synchronous	QFN-32	E	\$3.05
LTC1909-8	–	1	SMBus/I ² C		4	36	1.3	3.5	25	External, Synchronous	SSOP-28	E	\$5.05
LTC1703	Mobile	2	VID	yes	3	7	0.9	2	25×2	External, Synchronous	SSOP-28	I	\$5.20
LTC1708	Mobile	2	VID	yes	4	36	0.9	2	25×2	External, Synchronous	SSOP-36	E	\$4.60
LTC1873	VRM8.4	2	VID	yes	2.7	7	1.3	3.5	25×2	External, Synchronous	SSOP-28	E	\$5.20
LTC1709-7	Mobile	1	VID	yes	4	36	0.9	2	40	External, Synchronous	SSOP-36	E, I	\$4.75
LTC1709-8	VRM8.4	1	VID	yes	4	36	1.3	3.5	40	External, Synchronous	SSOP-36	E, I	\$4.75
LTC1709-85	VRM8.5	1	VID	yes	4	36	1.05	1.825	40	External, Synchronous	SSOP-36	E, I	\$4.75
LTC1709-9	VRM9.0	1	VID	yes	4	36	1.1	1.85	40	External, Synchronous	SSOP-36	E, I	\$4.75
LTC3719	AMD Hammer	1		yes	4	36	0.8	1.55	40	External, Synchronous	SSOP-36	E	\$4.35
LTC3735	Centrino, Banias	1	VID	yes	4	36	0.7	1.71	40	External, Synchronous	SSOP-36	E	\$4.45
LTC3730	VRM9.X	1	VID	yes	4	36	0.6	1.75	60	External, Synchronous	SSOP-36	E	\$4.35
LTC3733	AMD Hammer	1	VID	yes	4	36	0.8	1.55	60	External, Synchronous	SSOP-36	E	\$4.35
LTC3732	VRM9.0, VRM9.1	1	VID	yes	4	36	1.1	1.85	60	External, Synchronous	SSOP-36	E	\$4.35
LTC3738	VRM9/10	1	VID	yes	4	28	0.84	1.6	60	External, Synchronous	QFN-32	E	\$4.65
LTC3819	–	1	SUN VID	yes	4	36	1.025	1.4125	60	External, Synchronous	SSOP-36	E	\$2.45
LTC1699	Mobile, VRM 8.4, VRM 9.0		SMBus/I ² C				0.9	2	–	SMBus VID Programmer	MSOP-8, SSOP-16	E	\$2.15
LTC1706-81	VRM8.4						1.3	3.5	–	VID Programmer	MSOP-10	E, I	\$2.05
LTC1706-82	VRM9.0						1.1	1.85	–	VID Programmer	MSOP-10	E, I	\$2.05
LTC1706-85	VRM8.5						1.05	1.825	–	VID Programmer	MSOP-10	E, I	\$2.05

† Primary Sort Column

Amps, Refs, Filters, Comp

Power Management
DIGITAL PROG. MONO BOOST

Data Conversion

MONOLITHIC BOOST (STEP-UP)

Part Number	V _{IN} Min (V)	V _{IN} Max (V)	V _{OUT} Max (V)	Output Current ⁽¹⁾ (A)	† Switch Current (A)	Synchronous	Switching Frequency ⁽²⁾	I _O (I _{SUPPLY}) (μA)	I _{SHDN} (μA)	Package	Extended Temp Range	Comments	Price 1K Qty
LTC3459	1.5	5.5	10	0.05 * V _{IN} /V _{OUT}	0.08	yes	COT	10	<1	ThinSOT	E	Synchronous Rectification, and Output Disconnect	\$1.95
LT1615-1	1	15	36	0.07 * V _{IN} /V _{OUT}	0.1	-	COT	20	<1	ThinSOT	E	Operates with V _{IN} to 1V, -1 Version has 100mA Current Limit	\$1.65
LT3464	2.3	10	34	0.07 * V _{IN} /V _{OUT}	0.12	-	COT	25	<1	ThinSOT	E	Integrated Schottky Diode and Output Disconnect	\$1.50
LT1944-1	1	15	36	0.12 * V _{IN} /V _{OUT}	0.18×2	-	COT	20	<1	MSOP-10	E	Dual 350mA and 150mA Boost Converters in Single Package	\$2.00
LT3469	2.5	16	35	0.13 * V _{IN} /V _{OUT}	0.2	-	1.3MHz	2mA	<1	ThinSOT	E	Integrated Piezo Driver	\$1.65
LT3463	2.3	15	±34	0.29 * V _{IN} /V _{OUT}	0.25×2	-	COT	40	<1	3×3 DFN-10	E	Dual 250mA/250mA, Internal Schottkys. Boost/Inverter Converters in Single Package—Ideal for CCD Biasing	\$1.95
LT3461/A	2.5	16	38	0.20 * V _{IN} /V _{OUT}	0.3	-	1.3/3MHz	2.8mA	<1	ThinSOT	E	Integrated Schottky Diode, Soft-Start	\$1.65
LT3460	2.5	16	36	0.20 * V _{IN} /V _{OUT}	0.3	-	1.3MHz	2mA	<1	SC70, ThinSOT	E	320mA Switch in SC70, V _{OUT} to 36V	\$1.60
LT3461	2.5	16	38	0.20 * V _{IN} /V _{OUT}	0.3	-	1.3MHz	2.8mA	<1	ThinSOT	E	300mA Switch in with Integrated Schottky in ThinSOT	\$1.60
LT1937	2.5	10	36	0.21 * V _{IN} /V _{OUT}	0.32	-	1.2MHz	1.9mA	<1	ThinSOT	E	84%, Constant-Current/Voltage Ideal for Driving 4 White LEDs	\$1.20
LT3495/B	2.3	16	40	0.42 * V_{IN}/V_{OUT}	0.35	-	APC	60	<1	3×2 DFN-10	E	Low Noise, /B Version Disables Burst Mode	C.F.
LT1615	1.2	15	36	0.23 * V _{IN} /V _{OUT}	0.35	-	COT	20	<1	ThinSOT	E	Operates with V _{IN} Equals 1V	\$1.65
LT3494/A	2.3	16	38	0.22 * V _{IN} /V _{OUT}	0.35/0.18	-	COT	65	<1	3×2 DFN-6	E	Integrated Schottky Diode, Soft-Start, Output Disconnect	\$1.45
LT1944	1	15	36	0.23 * V _{IN} /V _{OUT}	0.35×2	-	COT	20	<1	MSOP-10	E	Dual 350mA Boost Converters in Single Package	\$2.00
LT1945	1	15	+36	0.23 * V _{IN} /V _{OUT}	0.35×2	-	COT	20	<1	MSOP-10	E	Dual 350mA, at ±34V Boost Converters in Single Package	\$2.06
LT3482	2.5	16	90	Up to 4mA	0.36	-	650kHz/1.1MHz	3.3mA	<1	3×3 QFN-16	E, I	APD Bias or General Purpose High Voltage (to 90V) Boost	\$3.45
LT3463/A	2.3	15	±34	0.29 * V _{IN} /V _{OUT}	0.4/0.25	-	COT	40	<1	DFN-10	E	Dual 250mA/250mA (400mA for "A"), Internal Schottkys. Boost/Inverter Converters in Single Package—Ideal for CCD Biasing	\$1.95
LT3472	2.2	16	±34	0.29 * V _{IN} /V _{OUT}	0.4/0.35	-	1.2MHz	2.8mA	<1	3×3 DFN-10	E	Dual 350mA/400mA, Internal Schottkys. Boost/Inverter Converters in Single Package—Ideal for CCD Biasing	\$1.95
LT3465	2.7	16	30	0.26 * V _{IN} /V _{OUT}	0.4	-	1.2/2.7MHz	2mA	<1	ThinSOT	E	Integrated Schottky Ideal for White LEDs	\$1.35

† Primary Sort Column

Interface

High Frequency

Reference Material

MONOLITHIC BOOST (STEP-UP)

Amps, Refs,
Filters, Comps

Power
Management

MONOLITHIC BOOST

Data
Conversion

Interface

High
Frequency

Reference
Material

Part Number	V _{IN} Min (V)	V _{IN} Max (V)	V _{OUT} Max (V)	Output Current ⁽¹⁾ (A)	† Switch Current (A)	Synchronous	Switching Frequency ⁽²⁾	I _O (I _{SUPPLY}) (μA)	I _{SHDN} (μA)	Package	Extended Temp Range	Comments	Price 1K Qty
LTC3525	0.85	4	3/3.3/5	0.26 * V _{IN} /V _{OUT}	0.4	-	APC	7	<1	SC70	E	Output Disconnect, Fixed 3V, 3.3V or 5V Options, Only 3 External Components, "D-3.3" Connects V _{IN} to V _{OUT} When Shut Down	\$1.81
LTC3525L-3	0.7	4	3.3	0.26 * V _{IN} /V _{OUT}	0.4	-	APC	7	<1	SC70	E	Output Disconnect, Only 3 External Components, 0.7V Start-Up	\$1.90
LT1610	1	8	30	0.29 * V _{IN} /V _{OUT}	0.45	-	1.7MHz	30	<1	MSOP-8, SO-8	I	Operates with V _{IN} Equals 1V, V _{OUT} to 30V	\$1.65
LTC3526	0.85	5	5.25	0.325 * V _{IN} /V _{OUT}	0.5	yes	1.0MHz/2MHz	9/250	<1	2x2 DFN-6	E	Ideal for 2-Cell Applications, "B" Disables Burst Mode, "-2" Has Higher Switching Frequency, "L" Has 0.7V Minimum Start-Up	\$1.75
LTC3427	1.8	5	5.25	0.325 * V _{IN} /V _{OUT}	0.5	yes	1.25MHz	350	<1	2x2 DFN-6	E	Ideal for Two Cell Applications	\$1.75
LT1316	1.5	12	30	0.33 * V _{IN} /V _{OUT}	0.5	-	COT	35	<3	MSOP-8, SO-8	I	Programmable Input Current Limit, Low Battery Detect	\$2.45
LT1109	1.6	20	50	0.33 * V _{IN} /V _{OUT}	0.5	-	120kHz	320	<1	SO-8, DIP-8, TO-92		Logic Controlled Shutdown, Adj or Fixed 5V, 12V	\$2.35
LT1307/B	1	12	30	0.33 * V _{IN} /V _{OUT}	0.5	-	600kHz	50/1.1mA	<1	MSOP-8, DIP-8, SO-8	I	/B Version Disables Burst Mode, Low-Battery Detector	\$2.05
LT1613	1	10	36	0.36 * V _{IN} /V _{OUT}	0.55	-	1.4MHz	3mA	<1	ThinSOT		Operates with V _{IN} Equals 1.1V, V _{OUT} to 34V, Ideal for SEPIC	\$1.60
LT1932	1	10	36	0.36 * V _{IN} /V _{OUT}	0.55	-	1.2MHz	1.2mA	<1	ThinSOT	E	Low Noise, 80% Efficiency, Ideal for 4-6 LEDs	\$1.75
LTC3523/-2	1.8	5.5	5.5	0.39 * V_{IN}/V_{OUT}	0.6	yes	1.2/2.4MHz	45	<1	3x3 QFN-16	E	Synchronous Boost and Buck Converter, "-2" Has 2.4MHz Switching	\$2.95
LTC3537	0.7	5.25	5.5	0.39 * V_{IN}/V_{OUT}	0.6	yes	2.2MHz	30	<1	3x3 QFN-16	E	Synchronous Boost Converter and LDO	\$2.40
LTC3400/B	0.5	5	6	0.39 * V _{IN} /V _{OUT}	0.6	-	1.2MHz	19	<1	ThinSOT	E	/B Version Disables Burst Mode, Logic Controlled Shutdown	\$1.95
LTC3429/B	0.5	4.4	5	0.39 * V _{IN} /V _{OUT}	0.6	yes	500kHz	20	<1	ThinSOT	E	/B Version Disables Burst Mode, Output Disconnect in Shutdown	\$1.95
LT1317/B	1.5	12	30	0.39 * V _{IN} /V _{OUT}	0.6	-	600kHz	160/7mA	<1/3	MSOP-8, SO-8	I	/B Version Disables Burst Mode, Low-Battery Detector	\$2.25
LT3495-1/B-1	2.3	16	40	0.42 * V_{IN}/V_{OUT}	0.65	-	APC	60	<1	3x2 DFN-10	E	Low Noise, /B Version Disables Burst Mode	TBD
LTC3499/B	1.8	5.5	6	0.49 * V _{IN} /V _{OUT}	0.75	yes	1.2MHz	20	<1	3x3 DFN-8, MSOP-8	E	/B Version Disables Burst Mode, Reverse Battery Protection, Output Disconnect	\$2.15
LT1300/01/03	1.8	10	50	0.49 * V _{IN} /V _{OUT}	0.75	-	155kHz	120	<10	DIP-8, SO-8		Programmable Peak Current Limit, Programmable 5V or 3.3V Output	\$2.45
LT1304	1.5	8	25	0.52 * V _{IN} /V _{OUT}	0.8	-	300kHz	120	<10	SO-8		Programmable Peak Current Limit, Low-Battery Detect	\$2.45
LTC3527	0.7	5.25	5.5	0.52 * V_{IN}/V_{OUT}	0.8/0.4	yes	1.2 or 2.2MHz	12	<1	3x3 QFN-16	E	Dual Synchronous Outputs, "-1" Quickly Discharges V_{OUT} When Entering Shutdown	\$2.95
LT3572	2.7	10	40	0.58 * V_{IN}/V_{OUT}	0.9	yes	500kHz to 2.5MHz	3.4mA	<1	4x4 QFN-20	E	Dual Piezo Driver and Boost Regulator	\$2.75
LT3487	2.3	16	28	0.59 * V _{IN} /V _{OUT}	0.9/0.75	-	2MHz	3.7mA	<5.3	3x3 DFN-10	E	Dual Boost/Inverter	\$2.30
LTC3528/B	0.7	5.5	5.25	0.65 * V _{IN} /V _{OUT}	1	yes	1.0MHz	12	<1	3x2 DFN-8	E	/B Version Disables Burst Mode, Output Disconnect in Shutdown	\$1.95
LTC3401	0.5	5	6	0.65 * V _{IN} /V _{OUT}	1	yes	3MHz	38	<1	MSOP-10	E	Synchronous Rectification, up to 97% Efficiency	\$2.60
LTC3423	0.5	5	6	0.65 * V _{IN} /V _{OUT}	1	yes	3MHz	38	<1	MSOP-10	E	for Output Voltages of 1.5V to 2.6V, Requires V _{DD} of 2.7V	\$2.60
LT1073	1	30	50	0.65 * V _{IN} /V _{OUT}	1	-	19kHz	95	<1	DIP-8, SO-8		Can Use as Step-Up or Step-Down, Adj Current Limit, Low-Battery Detect	\$3.00
LT1173	1	30	50	0.65 * V _{IN} /V _{OUT}	1	-	23kHz	110	<1	DIP-8, SO-8		Can Use as Step-Up or Step-Down, 5V or 12V or Adj Output	\$2.30
LT1949	1.5	12	30	0.65 * V _{IN} /V _{OUT}	1	-	600kHz/1.1MHz	4.5mA	<25	MSOP-8, SO-8	E, I	Operates with V _{IN} to 1.5V, Low-Battery Detect	\$2.25
LT1107	2	30	50	0.65 * V _{IN} /V _{OUT}	1	-	63kHz	320	<1	DIP-8, SO-8	I	Programmable Current Limit, Fixed V _{OUT} 5V or 12V or Adj	\$2.25
LT1930/A	2.6	16	34	0.65 * V _{IN} /V _{OUT}	1	-	1.2MHz/2.2MHz	4.2mA/5.5mA	<1	ThinSOT	E	Pin-for-Pin Compatible with LT1613, Wide V _{IN} Range	\$1.90
LT1533	2.7	23	30	0.65 * V _{IN} /V _{OUT}	1	-	250kHz	12	<1	SO-16	I	Greatly Reduced Conducted/Emitted EMI, (<100μV _{PP}), Independent Control of Switch Voltage/Current Slew Rates	\$4.65
LT1082	3	75	100	0.65 * V _{IN} /V _{OUT}	1	-	60kHz	4.5mA	<120	DIP-8, DD-5, TO-220	I	V _{IN} : 3V to 75V, Isolated Flyback Regulation	\$4.40
LT1947	2.6	6	36	0.72 * V _{IN} /V _{OUT}	1.1	-	3MHz	9.5mA	<1	MSOP-10	E	Triple Output for TFT-LCD Applications	\$2.50
LT3467/A	2.4	16	40	0.71 * V _{IN} /V _{OUT}	1.1	-	1.3/2.1MHz	1.2mA	<1	ThinSOT	E	Internal Soft-Start	\$1.75
LT3473/A	2.2	16	36	0.65 * V _{IN} /V _{OUT}	1.2	-	1.2MHz	150	<1	3x3 DFN-8, 4x3 DFN-12	E	Integrated Output Disconnect, Schottky Diode, "A" Version has Dual NPN Transistors for Additional Outputs	\$1.95
LT1072/HV	3	40/60	40/60	0.81 * V _{IN} /V _{OUT}	1.25	-	40kHz	6mA	<50	TO-220, DIP-8, SO-8, SO-16	I	V _{IN} : 3V to 60V, Operates in Nearly All Switching Topologies	\$2.35
LT1172/HV	3	40/60	40/60	0.81 * V _{IN} /V _{OUT}	1.25	-	100kHz	6mA	<50	DIP-8, SO(W)-16, TO-220, DD-5	I	V _{IN} : 3V to 60V, Operates in Nearly All Switching Topologies	\$2.35
LT1572	3	30	60	0.81 * V _{IN} /V _{OUT}	1.25	-	140kHz	6mA	<50	SO-16		V _{IN} : 3V to 30V, Operates in Nearly All Switching Topologies	\$3.95
LTC3458L	1.6	4.3	6	0.65 * V _{IN} /V _{OUT}	1.4	yes	1.5MHz	15	<1	4x3 DFN-12	E	Outputs Up to 6V, Output Disconnect	\$3.30
LTC3458	1.6	4	8	0.65 * V _{IN} /V _{OUT}	1.4	yes	1.5MHz	15	<1	4x3 DFN-12	E	Outputs Up to 7.5V, Output Disconnect	\$3.30
LTC3422	0.85	4.5	5.25	0.98 * V _{IN} /V _{OUT}	1.5	yes	3MHz	25	<1	3x3 DFN-10	E	Output Disconnect, Inrush Current Limiting	\$2.95
LT1618	1.6	18	36	0.98 * V _{IN} /V _{OUT}	1.5	-	1.4MHz	1.8mA	<1	MSOP-10, DFN-10	E	Constant Current/Voltage	\$1.75
LT1961	3	25	34	0.98 * V _{IN} /V _{OUT}	1.5	-	1.25MHz	0.9mA	<6	MSOP-8E	E		\$1.69
LT1946/A	2.45	16	36	0.98 * V _{IN} /V _{OUT}	1.5	-	1.2/2.7MHz	3.2mA	<1	MSOP-8	E	Integrated Soft-Start, Ideal for TFT-LCD Applications	\$1.75
LT1372/77	2.7	30	30	0.98 * V _{IN} /V _{OUT}	1.5	-	500kHz/1MHz	4mA	<12	DIP-8, SO-8	I	Regulates Positive or Negative Outputs	\$3.30
LT1373/HV	2.7	30	35/42	0.98 * V _{IN} /V _{OUT}	1.5	-	250kHz	1mA	<12	DIP-8, SO-8	I	Regulates Positive or Negative Outputs	\$3.50
LT1310	2.75	18	35	0.98 * V _{IN} /V _{OUT}	1.5	-	4.5MHz	12mA	<1	MSOP-10E	E	Low Noise Output, Synchronizable/Constant Frequency, Thermally Enhanced Package	\$2.85
LT3580	2.5	32	42	1.30 * V_{IN}/V_{OUT}	2	-	200kHz to 2.5MHz	1mA	<1	3x3 DFN-8, MSOP-8	I	42V, 2A Switch for Boost or Inverting	\$2.00

† Primary Sort Column

MS-8, MS-10 = MSOP; SSOPN = Narrow SSOP; SSOPW = Wide SSOP; SOW = Wide SO

MONOLITHIC BOOST (STEP-UP)

Part Number	V _{IN} Min (V)	V _{IN} Max (V)	V _{OUT} Max (V)	Output Current ⁽¹⁾ (A)	† Switch Current (A)	Synchronous	Switching Frequency ⁽²⁾	I _O (I _{SUPPLY}) (μA)	I _{SHDN} (μA)	Package	Extended Temp Range	Comments	Price 1K Qty
LTC3426	1.6	4.3	5.5	1.30 * V _{IN} /V _{OUT}	2	-	1.2MHz	600	<1	ThinSOT	E	2A Switch in ThinSOT	\$1.75
LT1935	2.3	16	40	1.30 * V _{IN} /V _{OUT}	2	-	1.2MHz	3mA	<1	ThinSOT	E	Soft-Start, Pin-to-Pin Comp with LT1930	\$2.44
LTC3402	0.5	5	6	1.30 * V _{IN} /V _{OUT}	2	yes	3MHz	38	<1	MSOP-10	E	Synchronous Rectification, Up to 97% Efficiency	\$3.50
LTC3424	0.5	5	6	1.30 * V _{IN} /V _{OUT}	2	yes	3MHz	38	<1	MSOP-10	E	for Output Voltages of 1.5V to 2.6V, Requires V _{DD} of 2.7V	\$3.50
LT1308A/B	1	10	30	1.30 * V _{IN} /V _{OUT}	2	-	600kHz	100	<5	SO-8	I	Ideal for Single Cell AA, /B Version Disables Burst Mode, Low-Battery Detector	\$3.25
LT1302	2	10	25	1.30 * V _{IN} /V _{OUT}	2	-	400kHz	100	<15	SO-8, DIP-8		Logic Controlled Shutdown, Adj or Fixed 5V	\$3.25
LT1534	2.7	23	35	1.30 * V _{IN} /V _{OUT}	2	-	250kHz	12mA	<12	SO-16	I	Greatly Reduced Conducted/Emitted EMI, Independent Control of Switch Voltage/Current Slew Rates	\$3.95
LT1943	4.5	22	40	1.56 * V _{IN} /V _{OUT}	2.4	-	1.2MHz	10mA	<1	TSSOP-28E	E	High Current Quad Output Regulator for TFT LCD Displays	\$4.75
LT3489	2.4	16	38	1.63 * V _{IN} /V _{OUT}	2.5	-	2.2MHz	4mA	<1	MSOP-8E	E	40V, 2.5A Switch at 2.2MHz	\$1.95
LT1071/HV	3	40/60	40/60	1.63 * V _{IN} /V _{OUT}	2.5	-	40kHz	6mA	<50	TO-220	I	V _{IN} : 3V to 60V, Operates in Nearly All Switching Topologies	\$4.60
LT1171/HV	3	40/60	65/75	1.63 * V _{IN} /V _{OUT}	2.5	-	100kHz	6mA	<50	DIP-8, SO-8, SO(W)-16, TO-220, DD-5	I	V _{IN} : 3V to 60V, Operates in Nearly All Switching Topologies	\$4.60
LTC3421	0.5	4.5	5.25	1.95 * V _{IN} /V _{OUT}	3	yes	3MHz	12	<1	4x4 QFN-24	E	Integrated Output Disconnect, Programmable Soft-Start, Current Limit	\$3.50
LT3436	3	25	34	1.95 * V _{IN} /V _{OUT}	3	-	800kHz	0.9mA	<1	TSSOP-16E	E	3A, 34V Internal Switch	\$2.75
LT3479	2.5	24	40	1.95 * V _{IN} /V _{OUT}	3	-	3MHz	6.5mA	<1	TSSOP-20E, 4x3 QFN-20	E	3A, 40V Internal Switch, Ideal for Multiple High Current LEDs	\$3.00
LT3477	2.5	25	42	1.95 * V _{IN} /V _{OUT}	3	-	200kHz to 3.5MHz	5mA	<1	TSSOP-20E, 4x4 QFN-20	E	3A, 42V Internal Switch, Ideal for Buck-Boost or Buck-Boost Configuration of High Current LEDs	\$3.15
LT1371/HV	2.7	30	35/42	1.95 * V _{IN} /V _{OUT}	3	-	500kHz	4mA	<12	DD-7, TO-220, SO(W)-20	I	Regulates Positive or Negative Outputs, Synchronizable	\$5.15
LT1269/71	3.5	30	60	2.60 * V _{IN} /V _{OUT}	4	-	100kHz/60kHz	2	<100	DD-5, TO-220, SO(W)-20		V _{IN} : 3.5V to 30V, Flyback has Fully Floating Outputs	\$5.20
LTC3428	1.6	4.5	5.25	2.60 * V _{IN} /V _{OUT}	4	-	2MHz	1.3mA	<1	3x3 DFN-10	E	2-Phase Operation for Small Size, Low Ripple	\$3.50
LTC3425	0.5	4.5	5.25	3.25 * V _{IN} /V _{OUT}	5	yes	8MHz	12	<1	5x5 QFN-32	E	4-Phase Operation for Small Size, Low Ripple	\$4.38
LT1070/HV	3	40/60	40/60	3.25 * V _{IN} /V _{OUT}	5	-	40kHz	6mA	<50	TO-220	I	V _{IN} : 3V to 60V, Operates in Nearly All Switching Topologies	\$4.25
LT1170/HV	3	40/60	40/60	3.25 * V _{IN} /V _{OUT}	5	-	100kHz	6mA	<50	DIP-8, SO-8, SO(W)-16, TO-220, DD-5	I	V _{IN} : 3V to 60V, Operates in Nearly All Switching Topologies	\$5.60
LT1370/HV	2.7	30	35/42	3.90 * V _{IN} /V _{OUT}	6	-	500kHz	4.5mA	<12	DD-7, TO-220	I	Regulates Positive or Negative Outputs, Synchronizable	\$6.05
LT1268/B	3	30	60	4.88 * V _{IN} /V _{OUT}	7.5	-	150kHz	7mA	<100	DD-5, TO-220		V _{IN} : 3V to 30V, External Synchronization	\$6.25
LT1270/A	3.5	30	60	6.40 * V _{IN} /V _{OUT}	8/10	-	60kHz	7mA	<100	TO-220		V _{IN} : 3.5V to 30V, Flyback has Fully Floating Outputs	\$5.60

† Primary Sort Column

Notes:

- Output current is calculated using the equation $0.65 \times I_{SWITCH} \times (V_{IN}/V_{OUT}) = I_{OUT}$. This value is an estimate and can vary depending on external component choices.
- COT = Constant Off Time, APC = Adaptive Power Control

MICROPOWER BOOST REGULATORS

Part Number	V _{IN} Min (V)	V _{IN} Max (V)	V _{OUT} Max (V)	Output Current ⁽¹⁾ (A)	† Switch Current (A)	Synchronous	Switching Frequency ⁽²⁾	I _O (I _{SUPPLY}) (μA)	Shut-Down Current (μA)	Package	Extended Temp Range	Comments	Price 1K Qty
LTC3459	1.5	5.5	10	0.05 * V _{IN} /V _{OUT}	0.075	-	COT	10	<1	ThinSOT	E	Synchronous Rectification, and Output Disconnect	\$1.95
LT1615-1	1	15	36	0.07 * V _{IN} /V _{OUT}	0.1	-	COT	20	<1	ThinSOT	E	Operates with V _{IN} to 1V, -1 Version has 100mA Current Limit	\$1.65
LT3464	2.3	10	34	0.07 * V _{IN} /V _{OUT}	0.115	-	COT	25	<1	ThinSOT	E	Integrated Schottky Diode and Output Disconnect	\$1.50
LT3494	2.3	16	38	0.12 * V _{IN} /V _{OUT}	0.18	-	APC	65	<1	3x2 DFN-6	E	Low Noise, Integrated Schottky Diode, Soft-Start, Output Disconnect	\$1.45
LT1944-1	1	15	36	0.12 * V _{IN} /V _{OUT}	0.18x2	-	COT	20	<1	MSOP-10	E	Dual 350mA and 150mA Boost Converters in Single Package	\$2.00
LT3495/B	2.3	16	40	0.42 * V_{IN}/V_{OUT}	0.35	-	APC	60	<1	3x2 DFN-10	E	Low Noise, /B Version Disables Burst Mode	C.F.
LT1615	1.2	15	36	0.23 * V _{IN} /V _{OUT}	0.35	-	COT	20	<1	ThinSOT	E	Operates with V _{IN} to 1V, LT1615 has 350mA Current Limit	\$1.65
LT3494A	2.3	16	38	0.12 * V _{IN} /V _{OUT}	0.35	-	APC	65	<1	3x2 DFN-6	E	Low Noise, Integrated Schottky Diode, Soft-Start, Output Disconnect	\$1.45
LT1944	1	15	36	0.23 * V _{IN} /V _{OUT}	0.35x2	-	COT	20	<1	MSOP-10	E	Dual 350mA Boost Converters in Single Package	\$2.00
LT1945	1	15	±36	0.23 * V _{IN} /V _{OUT}	0.35x2	-	COT	20	<1	MSOP-10	E	Dual 350mA, @ +34V Boost Converters in Single Package	\$2.06
LTC3525-3.0/3.3/5	0.85	4	3.3/5	0.26 * V _{IN} /V _{OUT}	0.4	-	APC	7	<1	SC70	E	Output Disconnect, Only 3 External	\$1.75
LT3463/A	2.3	15	±34	0.29 * V _{IN} /V _{OUT}	0.4/0.25	-	COT	40	<1	3x3 DFN-10	E	Dual 250mA/250mA (400mA for "A"), Internal Schottkys. Boost/Inverter Converters in Single Package—Ideal for CCD Biasing	\$1.95
LT1610	1	8	30	0.29 * V _{IN} /V _{OUT}	0.45	-	1.7MHz	30	<1	MSOP-8, SO-8	I	Operates with V _{IN} to 1V, V _{OUT} to 30V	\$1.65

† Primary Sort Column



MS-8, MS-10 = MSOP; SSOPN = Narrow SSOP; SSOPW = Wide SSOP; SOW = Wide SO

Amps, Refs, Filters, Comp
 Power Management
 MONO, MICRO BOOST
 Data Conversion
 Interface
 High Frequency
 Reference Material

MICROPOWER BOOST REGULATORS

Part Number	V _{IN} Min (V)	V _{IN} Max (V)	V _{OUT} Max (V)	Output Current ⁽¹⁾ (A)	† Switch Current (A)	Synchronous	Switching Frequency ⁽²⁾	I _Q (I _{SUPPLY}) (μA)	Shut-Down Current (μA)	Package	Extended Temp Range	Comments	Price 1K Qty
LTC3526/B	0.85	5	5.25	0.325 * V _{IN} /V _{OUT}	0.5	yes	1.0MHz	9/250	<1	2×2 DFN-6	E	Ideal for Dual Cell Applications	\$1.75
LT1316	1.5	12	30	0.33 * V _{IN} /V _{OUT}	0.5	-	COT	35	<3	MSOP-8, SO-8	I	Programmable Input Current Limit, Low-Battery Detect	\$2.45
LT1307	1	12	30	0.33 * V _{IN} /V _{OUT}	0.5	-	600kHz	50	<1	MSOP-8, DIP-8, SO-8	I	/B Version Disables Burst Mode, Low-Battery Detector	\$2.05
LTC3427	1.8	5	5.25	0.33 * V _{IN} /V _{OUT}	0.5	yes	1.2MHz	350	<1	2×2 DFN-6	E	2×2 DFN, Output Disconnect, Inrush Current Limit	\$1.75
LTC3523/-2	1.8	5.5	5.5	0.39 * V_{IN}/V_{OUT}	0.6	yes	1.2/2.4MHz	45	<1	3×3 QFN-16	E	Synchronous Boost and Buck Converter, "-2" Has 2.4MHz Switching	\$2.95
LTC3537	0.7	5.25	5.5	0.39 * V_{IN}/V_{OUT}	0.6	yes	2.2MHz	30	<1	3×3 QFN-16	E	Synchronous Boost Converter and LDO	\$2.40
LTC3400/B	0.85	5	6	0.39 * V _{IN} /V _{OUT}	0.6	yes	1.2MHz	19	<1	ThinSOT	E	/B Version Disables Burst Mode, Logic Controlled Shutdown	\$1.95
LTC3429/B	0.5	4.4	5	0.39 * V _{IN} /V _{OUT}	0.6	yes	500kHz	20	<1	ThinSOT	E	/B Version Disables Burst Mode, Output Disconnect in Shutdown	\$1.95
LT1317	1.5	12	30	0.39 * V _{IN} /V _{OUT}	0.6	-	600kHz	160	<1	MSOP-8, SO-8	I	/B Version Disables Burst Mode, Low-Battery Detector	\$2.25
LT3495-1/B-1	2.3	16	40	0.42 * V_{IN}/V_{OUT}	0.65	-	APC	60	<1	3×2 DFN-10	E	Low Noise, /B Version Disables Burst Mode	C.F.
LT1300/01/03	1.8	10	50	0.49 * V _{IN} /V _{OUT}	0.75	-	155kHz	120	<10	DIP-8, SO-8		Programmable Peak Current Limit, Programmable 5V or 3.3V Output	\$2.45
LTC3499/B	1.8	5.5	6	0.49 * V _{IN} /V _{OUT}	0.75	yes	1.2MHz	20	<1	DFN-8, MSOP-8	E	/B Version Disables Burst Mode, Reverse Battery Protection	\$2.15
LT1304	1.5	8	25	0.52 * V _{IN} /V _{OUT}	0.8	-	300kHz	120	<10	SO-8		Programmable Peak Current Limit, Low Battery Detect	\$2.45
LTC3527	0.7	5.25	5.5	0.52 * V_{IN}/V_{OUT}	0.8/0.4	yes	1.2 or 2.2MHz	12	<1	3×3 QFN-16	E	Dual Synchronous Outputs, "-1" Quickly Discharges V_{OUT} when Entering Shutdown	\$2.95
LTC3528/B	0.7	5.5	5.25	0.65 * V _{IN} /V _{OUT}	1	yes	1.0MHz	12	<1	3×2 DFN-8	E	/B Version Disables Burst Mode, Output Disconnect in Shutdown	\$2.40
LTC3401	0.5	5	6	0.65 * V _{IN} /V _{OUT}	1	yes	3MHz	38	<1	MSOP-10	E	Synchronous Rectification, Up to 97% Efficiency	\$2.60
LTC3423	0.5	5	6	0.65 * V _{IN} /V _{OUT}	1	yes	3MHz	38	<1	MSOP-10	E	For Output Voltages of 1.5V to 2.6V, Requires V _{DD} of 2.7V	\$2.60
LT1073	1	30	50	0.65 * V _{IN} /V _{OUT}	1	-	19kHz	95	<1	DIP-8, SO-8		Can Use as Step-Up or Step-Down, Adj Current Limit, Low-Battery Detect	\$3.00
LT1173	1	30	50	0.65 * V _{IN} /V _{OUT}	1	-	23kHz	110	<1	DIP-8, SO-8		Can Use as Step-Up or Step-Down, 5V or 12V or Adj Output	\$2.30
LT1533	2.7	23	30	0.65 * V _{IN} /V _{OUT}	1	-	250kHz	12	<1	SO-16	I	Greatly Reduced Conducted/Emitted EMI, (<100μV _{PP}), Independent Control of Switch Voltage/Current Slow Rates	\$4.65
LT3473/A	2.2	16	36	0.65 * V _{IN} /V _{OUT}	1.2	-	1.2MHz	150	<1	3×3 DFN-8, 4×3 DFN-12	E	Integrated Output Disconnect, Schottky Diode, "A" Version has Dual NPN Transistors for Additional Outputs	\$1.95
LTC3458	1.6	4.3	7.5	0.65 * V _{IN} /V _{OUT}	1.4	yes	1.5MHz	15	<1	4×3 DFN-12	E	Outputs Up to 7.5V	\$3.30
LTC3458L	1.6	4.3	6	0.65 * V _{IN} /V _{OUT}	1.4	yes	1.5MHz	15	<1	4×3 DFN-12	E	Outputs Up to 6V	\$3.30
LTC3422	0.85	4.5	5.25	0.98 * V _{IN} /V _{OUT}	1.5	yes	3MHz	25	<1	3×3 DFN-10	E	Output Disconnect, Inrush Current Limiting	\$2.95
LTC3402	0.5	5	6	1.30 * V _{IN} /V _{OUT}	2	yes	3MHz	38	<1	MSOP-10	E	Synchronous Rectification, Up to 97% Efficiency	\$3.50
LTC3424	0.5	5	6	1.30 * V _{IN} /V _{OUT}	2	yes	3MHz	38	<1	MSOP-10	E	For Output Voltages of 1.5V to 2.6V, Requires V _{DD} of 2.7V	\$3.50
LT1308A/B	1	10	30	1.30 * V _{IN} /V _{OUT}	2	-	600kHz	100	<5	SO-8	I	Ideal for Single Cell AA, /B Version Disables Burst Mode, Low-Battery Detector	\$3.25
LT1302	2	10	25	1.30 * V _{IN} /V _{OUT}	2	-	400kHz	100	<15	SO-8, DIP-8		Logic Controlled Shutdown, Adj or Fixed 5V	\$3.25
LTC3421	0.5	4.5	5.25	1.95 * V _{IN} /V _{OUT}	3	yes	3MHz	12	<1	4×4 QFN-24	E	Integrated Output Disconnect, Programmable Soft-Start, Current Limit	\$3.50
LTC3425	0.5	4.5	5.25	3.25 * V _{IN} /V _{OUT}	5	yes	8MHz	16	<1	5×5 QFN-32	E	4-Phase Operation for Small Size, Low Ripple	\$4.38

† Primary Sort Column

Notes:

1. Output current is calculated using the equation $0.65 \times I_{SWITCH} \times (V_{IN}/V_{OUT}) = I_{OUT}$. This value is an estimate and can vary depending on external component choices.

2. COT = Constant Off Time, APC = Adaptive Power Control

C.F. = Contact Factory

BOOST CONTROLLERS (STEP-UP)

Part Number	V _{IN} Min (V)	† V _{IN} Max (V)	V _{OUT} ⁽¹⁾ Max (V)	† Output Current ⁽¹⁾ (A)	Synchronous	Switching Frequency	Package	Extended Temp Range	Comments	Price 1K Qty
LTC1700	0.9	5	6	3	yes	550kHz	MSOP-10	E	Synchronizable to 750kHz	\$2.60
LT3724	4	60	36	5	-	200kHz	TSSOP-16	I	Also Buck and SEPIC	\$3.10
LTC3873	8.8	75 ⁽¹⁾	Up to 60V without R _{SENSE} and higher with R _{SENSE}	5	-	200kHz	ThinSOT-8, 3×2 DFN-8	E	Optional R _{SENSE} , Constant Frequency	\$1.25
LTC3873-5	4	75 ⁽¹⁾	Up to 60V without R _{SENSE} and higher with R _{SENSE}	5	-	200kHz	ThinSOT-8, 3×2 DFN-8	E	Optional R _{SENSE} , Constant Frequency	\$1.25
LTC3805	8.4	75 ⁽¹⁾	10V and higher	5	-	70kHz to 700kHz	MSOP-10, 3×2 DFN-10	E	Flyback, Boost and SEPIC, Adj Frequency and Synchronizable	\$1.39
LTC3805-5	4.5	75⁽¹⁾	6V and higher	5	-	70kHz to 700kHz	MSOP-10, 3×2 DFN-10	E, I	Flyback, Boost and SEPIC, Adj Frequency and Synchronizable	\$1.39
LTC1872/B	2.5	9.8	3, 5, 12 and higher	10	-	550kHz	ThinSOT	E	Burst Mode Operation at Light Load, ("B" Version has Continuous Operation at Light Load)	\$1.80

† Primary Sort Column

†† Secondary Sort Column

MS-8, MS-10 = MSOP; SSOPN = Narrow SSOP; SSOPW = Wide SSOP; SOW = Wide SO

Part Number	V _{IN} Min (V)	† V _{IN} Max (V)	V _{OUT} (1) Max (V)	† Output Current (A)	Synchronous	Switching Frequency	Package	Extended Temp Range	Comments	Price 1K Qty
LTC3872	2.75	9.8	3, 5, 12 and higher	10	-	550kHz	ThinSOT, 3×2 DFN-8	E	Pulse Skipping at Light Load, No R _{SENSE}	\$1.80
LT1619	1.9	18	3, 5, 12 and higher	10	-	300kHz to 550kHz	MSOP-8, SO-8	E	Synchronizable to 550kHz	\$1.99
LT1738	4	20	3, 5, 12 and higher	10	-	20kHz to 250kHz	SSOP-20	E, I	Ultralow Noise	\$4.10
LT1950	3	25 ⁽¹⁾	5, 12, 24 and higher	10	-	100kHz to 500kHz	SSOP-16	E, I	Boost, Flyback and Forward Controller; Transformer and MOSFET Protection	\$2.90
LTC1871-7	2.5	36	3, 5, 12 and higher	10	-	50kHz to 1MHz	MSOP-10	E	Drives 6V-Gate N-Channel MOSFETs for High Voltage Telecom and Automotive Apps.; Frequency Set with Resistor	\$2.55
LTC1871	2.5	36	3, 5, 12 and higher	10	-	50kHz to 1MHz	MSOP-10	E, I, H	Frequency Set with Resistor	\$2.55
LTC1871-1	2.5	36	3, 5, 12 and higher	10	-	50kHz to 1MHz	MSOP-10	E, I	Frequency Set with Resistor, Burst Mode Starts at a Lighter Load	\$2.55
LT1680	4	60	12 and higher	10	-	200kHz	SO(W)-16	I	High Input Voltage, Synchronizable	\$4.00
LTC3703-5	4.1	60	60	10	yes	100kHz to 600kHz	SSOP-16, 28	E	Synchronous; No Current Sense Resistor Required	\$3.10
LTC3814-5	4.5	55	60	10	yes	100kHz to 1MHz	TSSOP-16	E, I	Synchronous; Optional R _{SENSE} , On-Board LDO Control	\$3.50
LT3844	4	60	5 and higher	10	-	100kHz to 600kHz	TSSOP-16	E, I	Synchronizable	\$3.10
LT1952	14.25	75 ⁽¹⁾	15 and higher	10	yes	100kHz to 500kHz	SSOP-16	I	Single Switch Synchronous Forward Controller	\$3.30
LT1952-1	8	75 ⁽¹⁾	10 and higher	10	-	100kHz to 500kHz	SSOP-16	E, I	Programmable Soft-Start and Slope Compensation	\$3.30
LTC3813	7	75	100	10	yes	100kHz to 1MHz	SSOP-28	E	Synchronous; Optional R _{SENSE} , On-Board LDO Control	\$3.75
LTC3703	9.3	100	100	10	yes	100kHz to 600kHz	SSOP-16, 28	E	Synchronous; No Current Sense Resistor Required	\$3.10
LT3782	6	40	12 and higher	30	yes	150kHz to 500kHz	SSOP-28, 4×5 QFN-28	E, I	2-Phase Operation; High Power, High Efficiency	\$4.70

† Primary Sort Column
 †† Secondary Sort Column

Note:
 1. Voltage and current depend on the choice of external components

Amps, Refs,
Filters, Comp

Power
Management
BOOST CONTROLLERS, INVERTERS

Data
Conversion

INVERTERS

Part Number	V _{IN} Min (V)	V _{IN} Max (V)	V _{OUT} Max (V)	† Switch Current (A)	Switching Frequency	I _Q (I _{SUPPLY}) (μA)	Shutdown Current (μA)	Package	Extended Temp Range	Comments	Price 1K Qty
Monolithics											
LT1617-1	1	15	-34	0.1	Constant Off-Time	20	<1	ThinSOT	E	V _{OUT} up to -34V	\$1.65
LT3483	2.5	16	-38	0.2	PFM	40	<1	ThinSOT	E	V _{OUT} up to -38V Integrated Schottky Diode	\$2.05
LT3462/A	2.5	16	-38	0.3	1.2MHz/2.7MHz	2.9mA	<6.5	ThinSOT	E	V _{OUT} up to -38V, Integrated Schottky Diode	\$2.05
LT1617	1.2	15	-34	0.35	Constant Off-Time	20	<1	ThinSOT	E	V _{OUT} up to -34V	\$1.65
LTC1174/HV	4	13.5/18.5	-18.5	0.5	Constant Off-Time	130	<1	DIP-8, SO-8	I	Fixed Outputs of 3.3V, 5V Available	\$3.50
LT1611	1.1	10	-34	0.55	1.4MHz	3mA	<1	ThinSOT	I	Low Noise <1mV _{PK-PK}	\$1.95
LT1614	1	12	-24	0.75	600kHz	1mA	10	MSOP-8, SO-8	I	V _{IN} to 1V, Low Battery Detect	\$2.46
LT1107/08	2	30	-30	1.0	63kHz	320	<1	DIP-8, SO-8	I	Programmable Current Limit, Fixed V _{OUT} 5V or 12V or Adj	\$2.25
LT1111/73	2	30	-30	1.0	72kHz	300	<1	DIP-8, SO-8	I	Step-Up or Step-Down, Fixed V _{OUT} 5V or 12V or Adj	\$2.30
LT1931/A	2.6	16	-34	1.0	1.2MHz/2.2MHz	5.8mA	<1	ThinSOT	I	Low Noise <1mV _{PK-PK}	\$2.00
LT3471	2.4	16	-40	1.3	1.2MHz	2.5mA	<1	3×3 DFN-10	E	Dual Inverter or Boost/Inverter	\$2.80
LT1372/77/HV	2.7	30/42	-35/-42	1.5	500kHz/1MHz	4mA	12	SO-8, TSSOP-16E	I	Inductor Size Reduced to 1.8μH	\$3.50
LT3580	2.5	32	-42	2.0	200kHz to 2.5MHz	1mA	<1	3×3 DFN-8, MSOP-8	I	42V, 2A Switch for Boost or Inverting	\$2.00
LT1076/HV	5V	45/64	-35/-45	2.0	100kHz	8.5mA	140	DD-5/7, TO-220	I	HV Version has V _{IN} to 60V	\$5.05
LT3479	2.5	24	-38	3.0	3.5MHz	6.5mA	<1	4×3 DFN-14 TSSOP-16/E	E	Can be Used as Inverter or Boost	\$3.00
LT1074/HV	5V	45/64	-35/-45	5.0/2.0	100kHz	8.5mA	140	DD-5/7, TO-220	I	HV Version has V _{IN} to 60V	\$5.05
Controllers											
LT1619	1.9	18	-3, -5 and lower	5	300kHz to 550kHz	140	40	MSOP-8, SO-8	E	Low V _{IN} , Synchronizable	\$1.99
LTC1871/-1	2.5	36	-3, -5 and lower	10	50kHz to 1MHz	550	20	MSOP-10	E, I, H	No R _{SENSE} , Burst Mode Operation	\$2.55
LTC3704	2.5	36	-3, -5 and lower	10	50kHz to 1MHz	550	10	MSOP-10	E, I	No R _{SENSE} , Burst Mode Operation	\$1.85

† Primary Sort Column

Note:
 1. The maximum output current depends on external components

Interface

High
Frequency

Reference
Material

MULTIPLE OUTPUT (STEP-DOWN)

Part Number	† Number of Converters	Number of Step-Downs	Number of LDOs	Other	V _{IN}	V _{IN}	V _{OUT}	V _{OUT}	†† Output Current (A)	Synchronous	PolyPhase	Switching Frequency	Package	Extended Temp Range	Comments	Price 1K Qty
					Min (V)	Max (V)	Min (V)	Max (V)								
Internal Switch																
LTC3547/B	2	2	0		2.5	5.5	0.6	V _{IN}	0.3×2	yes	-	2.25MHz	2×3 DFN-8	I	Dual Output, Synchronous, 100% Duty Cycle, 96% Efficiency	\$1.95
LTC3523/-2	2	1	0	Boost (0.6A)	1.8	5.5	0.6	5.25	0.4(Buck)/0.25(Boost)	yes	-	1.2/2.4MHz	3×3 QFN1-16	E	Synchronous Boost and Buck Converter	\$2.95
LTC3522	2	1	0	Buck-Boost (0.4A)	2.4	5.5	0.6	5.5	0.4(BB)/0.2(Buck)	yes	-	1MHz	3×3 QFN-10	E	Dual Output, Synchronous 400mA Buck-Boost and a 200mA Buck	\$2.50
LTC3541/-1/-2/-3	2	1	1		2.7	5.5	0.8	V _{IN}	0.5(Buck)/0.3(LDO)	yes	-	2.25MHz	3×3 DFN-10	E	Synchronous, 100% Duty Cycle, 95% Efficiency, with 0.3A Plus VLDO	\$1.95
LTC3419	2	2	0		2.5	5.5	0.6	V _{IN}	0.6×2	yes	-	2.25MHz	MSOP-10E, 3×3 DFN-10	E	Dual Output, Synchronous, 100% Duty Cycle, 96% Efficiency	\$1.95
LTC3407/A	2	2	0		2.5	5.5	0.6	V _{IN}	0.6×2	Yes	-	1.5MHz	MSOP-10E, 3×3 DFN-10	E	Dual Output, Synchronous, 100% Duty Cycle, 96% Efficiency, "A" has Soft-Start	\$2.60
LT3509	2	2	0		3.7	36	0.8	0.9V _{IN}	0.7×2	-	-	250kHz to 2.5MHz	TBD	H	Dual 36V Part	C.F.
LTC3548/-1/-2	2	2	0		2.5	5.5	0.6	V _{IN}	0.8/0.4	yes	-	2.25MHz	MSOP-10E, DFN-10	E	Dual Output, Synchronous, 100% Duty Cycle, 96% Efficiency; "Plain" has Adj. Outputs, "-1" has Fixed 1.8V and 1.575V Outputs, "-2" has Fixed 1.2V and Adjustable Outputs	\$2.95
LTC3552/-1	2	2	0		2.5	5.5	0.6	5	0.8/0.4	yes	-	2.25MHz	5×3 DFN-16	E	Dual Output, Adj 800mA and 400mA Bucks, 950mA Linear Battery Charger, 92% Efficiency. "-1" has Fixed 1.8V and 1.575V Outputs	\$2.30
LTC3407-2/-3/-4/A-2	2	2	0		2.5	5.5	0.6	V _{IN}	0.8×2	yes	-	2.25MHz	MSOP-10E, 3×3 DFN-10	E	Dual Output, Synchronous, 100% Duty Cycle, 96% Efficiency; "A" has Soft-Start, "-4" has Reduced POR Time, "-3" has Fixed 1.8V and 3.3V Outputs	\$2.95
LTC3417	2	2	0		2.25	5.5	0.8	V _{IN}	1.4/0.8	yes	-	600kHz to 4MHz	TSSOP-20E, 5×3 DFN-20	E	Synchronous, 100% Duty Cycle, 95% Efficiency	\$3.35
LT3508	2	2	0		3.7	36	0.8	0.9V _{IN}	1.4×2	-	-	250kHz to 2.5MHz	4×4 QFN-24, TSSOP-16E	I	Dual 2A, 36V Switches in TSSOP-16E	\$3.35
LT1940	2	2	0		3.6	25	1.25	0.9V _{IN}	1.4×2	-	-	1.1MHz	TSSOP-16E	E	Dual Switches in Single TSSOP-16E	\$3.70
LT1940L	2	2	0		3.6	7	1.25	0.9V _{IN}	1.4×2	-	-	1.1MHz	TSSOP-16E	E	Dual Internal Switches, 7V max V _{IN}	\$2.70
LTC3417A	2	2	0		2.25	5.5	0.8	V _{IN}	1.5/1	yes	-	600kHz to 4MHz	TSSOP-20E, DFN-20	E	Synchronous, 100% Duty Cycle, 95% Efficiency	\$3.45
LT3506/A	2	2	0		3.6	25	0.8	0.9V _{IN}	1.6×2	-	-	575kHz/1.1MHz	TSSOP-16E, 5×4 DFN-16	E	Dual Switches in TSSOP-16E or DFN	\$2.95
LT1939	2	1	1		3	25	0.8	0.9V _{IN}	2 (Buck)/5 (LDO) ^(†)	-	-	250kHz to 2.2MHz	3×3 DFN-10	E, I, H	2A 36V Step-Down with LDO Controller	\$3.25
LT3500	2	1	1		3	36	0.8	0.9V _{IN}	2 (Buck)/5 (LDO) ^(†)	-	-	250kHz to 2.2MHz	3×3 DFN-10	E, I	2A 25V Step-Down with LDO Controller	\$3.05
LT3510	2	2	0		3.3	25	0.8	0.9V _{IN}	2.0×2	-	-	250kHz to 1.5MHz	TSSOP-20E	E	Dual 2.5A Switches in TSSOP-20E, Tracking	\$3.25
LT3501	2	2	0		3.3	25	0.8	0.9V _{IN}	3.0×2	-	-	250kHz to 1.5MHz	TSSOP-20E	E	Dual 3.5A Switches in TSSOP-20E	\$3.50
LTC3100	3	1	1	Boost (0.7A)	0.7	5	0.6	5.25	0.25 (Buck)/0.1 (LDO)/0.7 (Boost)	yes	-	1.5MHz	3×3 QFN-10	E	Boost with LDO on Output Plus Buck	C.F.
LTC3670	3	1	2		2.5	5.5	0.8	V _{IN}	0.4(Buck)/0.15(LDO) × 2	yes	-	2.25MHz	2×3 DFN-12	E	Triple Output with Two Low Noise LDOs	\$1.95
LTC3672B	3	1	2		2.9	5.5	1.2	V _{IN}	0.4(Buck)/0.15(LDO) × 2	yes	-	2.25MHz	2×3 DFN-8	E	Triple Output with Two Low Noise LDOs, Fixed 1.2V and 2.8V Outputs	\$1.95
LTC3445	3	1	2		2.5	5.5	0.85	1.55	0.6(Buck)/0.05(LDO) × 2	yes	-	1.5MHz	4×4 QFN-24	E	I ² C Controllable Output Voltage	
LTC3545/-1	3	3	0		2.25	5.5	0.6	V _{IN}	0.8×3	yes	-	2.25MHz	3×3 QFN-16	E	Triple Synchronous, 95% Efficiency; "-1" Forces Burst Mode and has PGOOD Pin In Place Of SYNC	\$3.10
LTC3520	3	1	1	Buck-Boost (1A)	2.2	5.5	0.6	V _{IN}	1.0(BB)/0.6(Buck)	yes	-	1.1MHz	4×4 QFN-24	E	1A Synchronous Buck-Boost, 0.6A Buck and LDO Controller	\$3.50
LTC3446	3	1	2		2.7	5.5	0.4	V _{IN}	1.0(Buck)/0.3(LDO) × 2	yes	-	2.25MHz	4×3 DFN-14	E	Synchronous, 100% Duty Cycle, 95% Efficiency, Plus Dual LDOs	\$2.75
LT1941	3	2	0	Boost/Inv	3.5	25	0.6	V _{IN} ×0.9	2.5/1.5/0.5 (Boost/Inv)	-	-	1.1MHz	TSSOP-28E	E	Integrated Power Sequencing, Soft-Start	\$5.25
LT3507	4	3	1		4	40	0.8	0.9V _{IN}	2.4/1.5/1.5	-	-	250kHz to 2.5MHz	5×7 QFN-38	H	Triple Output Plus LDO Controller	\$4.25

† Primary Sort Column
†† Secondary Sort Column

Amps, Refs, Filters, Comps
 Power Management
 Data Conversion
 Interface
 High Frequency
 Reference Material

MULTIPLE OUTPUT

MULTIPLE OUTPUT (STEP-DOWN)

Part Number	† Number of Converters	Number of Step-Downs	Number of LDOs	Other	V _{IN} Min (V)	V _{IN} Max (V)	V _{OUT} Min (V)	V _{OUT} Max (V)	†† Output Current (A)	Synchronous PolyPhase		Switching Frequency	Package	Extended Temp Range		Price 1K Qty
										Comments	Comments					
LTC3544/B	4	4	0		2.25	5.5	0.8	V _{IN}	0.3/0.2/0.2/0.1	yes	-	2.25MHz	3×3 QFN-16	E	Quad Output, Synchronous, 100% Duty Cycle, 96% Efficiency. "B" has \$2.95 Burst Mode Disabled	\$3.25
LTC3562	4	4	0		2.9	5.5	0.6	V _{IN}	0.6×2/0.4×2	yes	-	2.25MHz	3×3 QFN-20	E	Quad Output with I ² C Interface, Synchronous, 100% Duty Cycle, 96% Efficiency	
External Switch⁽⁻²⁾																
LTC3700	2	1	1		2.65	9.8	0.8	V _{IN}	5/0.15	-	-	550kHz	MSOP-10	E	On-Board LDO	\$2.35
LTC3736/-1/-2	2	2	0		2.75	9.8	0.6	V _{IN}	5×2	yes	2	260kHz to 825kHz	4×4 QFN-24, SSOP-24	E	Output Tracking. "-1" Version Adds Spread Spectrum; "-2" has Higher Current Limit	\$3.80
LTC3701	2	2	0		2.5	10	0.8	V _{IN}	5×2	-	2	300kHz to 750kHz	SSOP-16	E	Very Low V _{IN} , Non-Synchronous	\$3.40
LTC3737	2	2	0		2.75	9.8	0.6	V _{IN}	5×2	-	2	260kHz to 825kHz	4×4 QFN-24, SSOP-24	E	Output Tracking	\$3.65
LT3742	2	2	0		3.5	30	0.8	V_{IN}	5×2	-	2	500kHz	4×4 QFN-24	E	100% Duty Cycle, High Output Voltage, Capacitor Charger	\$2.30
LTC3713	2	1	0	Boost	1.5	36	0.8	0.9V _{IN}	20/0.13 (Boost)	yes	-	200kHz to 1.5MHz	SSOP-24	E	Provides its Own 5V for N-CH MOSFET Gate Drive	\$4.10
LTC3836	2	2	0		2.75	4.5	0.6	0.97V _{IN}	20×2	yes	2	300kHz to 750kHz	4×5 QFN, SSOP-28	E	Low V _{IN} , Synchronous, No R _{SENSE} PLL	\$2.75
LTC1702A	2	2	0		3	7	0.8	7	20×2	yes	2	550kHz	SSOP-24	I	Voltage Mode	\$4.75
LTC1703	2	2	0		3	7	0.8	7	20×2	yes	2	550kHz	SSOP-24	I	Voltage Mode; 5-bit V _{ID} Interface	\$5.20
LTC3802	2	2	0		3	30	0.6	0.9V _{IN}	20×2	yes	2	330kHz to 750kHz	5×5 QFN, SSOP-28	E	Programmable Up/Down Tracking	\$4.80
LTC1704	2	1	1		3.15	5.5	0.8	6	20/2 ⁽¹⁾	yes	-	550kHz	SSOP-16	E	Voltage Mode	\$4.10
LTC3850/-1	2	2	0		4	24, 30	0.8	5.5	25×2	yes	2	250kHz to 750kHz	4×4 QFN-28, 4×5 QFN-28, SSOP-28	E, I	Tracking, PLL, Synchronizable, Adj Soft-Start, "-1" (SSOP-28 Only) Has EXT_{VCC} In Place Of ILIM	\$2.40
LTC3826	2	2	0		4	36	0.8	10	25×2	yes	2	140kHz to 650kHz	5×5 QFN-32	E, I	Ultralow 50μA I _Q with Both Channels Active	\$5.50
LTC3826-1	2	2	0		4	36	0.8	10	25×2	yes	2	140kHz to 650kHz	SSOP-28	E, I	Ultralow 50μA I _Q with Polyphase	\$5.38
LTC3827/-1	2	2	0		4	36	0.8	10	25×2	yes	2	550kHz	5×5 QFN-32 (plain), SSOP-28 (-1)	E, I	160μA I _Q , PLL Input, PGOOD. "Plain" Version Has Current Foldback Disable	\$5.10
LTC3828	2	2	0		4	30	0.8	7	25×2	yes	2 to 6	550kHz	5×5 QFN-32, SSOP-28	E	On-Board Tracking	\$4.65
LTC1628	2	2	0		4.5	36	0.8	6	25×2	yes	2	150kHz to 300kHz	5×5 QFN-32, SSOP-28	I	"-PG" Version Adds Power Good Signal. "-SYNC" Version Adds PLL Input	\$4.45
LTC3727/-1/A-1	2	2	0		4.5	36	0.8	14	25×2	yes	2	250kHz to 550kHz	SSOP-28	E	>5V V _{OUT} Range, "-1" Disables Overcurrent Latch-Off, "A" Grade has Improved Performance	\$4.85
LTC3727LX-1	2	2	0		4.5	32	0.8	14	25×2	yes	2	250kHz to 550kHz	SSOP-28, 5×5 QFN-32	E	LTC3727-1 w/ Relaxed Ref Accuracy (1.5%), Lower V _{IN} Range	\$4.35
LTC3728	2	2	0		4.5	36	0.8	6	25×2	yes	2	250kHz to 550kHz	SSOP-28, 5×5 QFN-32	E		\$5.00
LTC3707/-SYNC	2	2	0		4.5	30	0.8	6	25×2	yes	2	150kHz to 300kHz	SSOP-28	E	Low V _{IN} Version of LTC1628. "-SYNC" Version has PLL Input	\$4.45
LTC3708	2	2	0		4	36	0.6	0.9V _{IN}	25×2	Yes	2	85ns t _{ON} Min	5×5 QFN-32	E	Output Tracking; Fast Transient Response	\$4.80
LTC1876	3	2	0	Boost	2.5	36	0.8	6	25×2/1.0	Yes	2	150kHz to 300kHz	SSOP-36	E	Very Low V _{IN} , High Output Current	\$5.95
LTC1705	3	2	1		3.15	5.5	0.9	2	20×2/0.15	Yes	-	550kHz	SSOP-28	E		\$5.35
LTC3773	3	3	0		3.3	36	0.6	5	20×3	Yes	1 to 3	160kHz to 700kHz	5×7 DFN-36, SSOP-36	E	3-Phase Controller with Tracking	\$3.95

† Primary Sort Column
 †† Secondary Sort Column

Notes:

- Note:
 1. LDO Controller output current depends on external components
 2. Voltage and current depend on the choice of external components

Amps, Refs, Filters, Comp

Power Management
 MULTIPLE OUTPUT

Data Conversion

Interface

High Frequency

Reference Material

MULTIPLE OUTPUT (BOOST/INVERTERS)

Part Number	V _{IN} Min (V)	V _{IN} Max (V)	V _{OUT} Max (V)	Output Current ⁽¹⁾ (A)	† Switch Current (A)	Switch Configuration	Switching Frequency	I _O (SUPPLY) (μA)	Shutdown Current (μA)	Package	Extended Temp Range	Comments	Price 1K Qty
LTC3450	1.4	4.6	±15	0.07 * V _{IN} /V _{OUT}	0.09	Internal	550kHz	75	<2	3×3 DFN-16	E	Triple Output for TFT-LCD Applications	\$2.50
LT1942	2.6	16	36/45	0.10 * V _{IN} /V _{OUT}	0.15	Internal	1MHz	7	<1	4×4 QFN-24	E	Quad; Dual Boost Plus Inverter for TFT LCD, Boost for LED Driver	\$2.75
LT1944-1	1.2	15	34	0.15 * V _{IN} /V _{OUT}	0.18/0.18	Internal	Constant Off-Time	20	<1	MSOP-10	E	Dual 350mA and 150mA Boost Converters in Single Package	\$2.00
LT3463	2.4	15	±40	0.21 * V _{IN} /V _{OUT}	0.25/0.25	Internal	Constant Off-Time	20	<1	3×3 DFN-10	E	Dual Boost/Inverter V _{OUT} Up to ±40V, Integrated Schottkys	\$1.95
LT1945	1.2	15	±34	0.21 * V _{IN} /V _{OUT}	0.35/0.35	Internal	Constant Off-Time	20	<1	MSOP-10	E	Dual 250mA, @ ±34V Boost Converters in Single Package	\$2.06
LT1944	1.2	15	34	0.29 * V _{IN} /V _{OUT}	0.35/0.35	Internal	Constant Off-Time	20	<1	MSOP-10	E	Dual 350mA Boost Converters in Single Package	\$2.00
LT3463A	2.4	15	±40	0.29 * V _{IN} /V _{OUT}	0.4/0.25	Internal	Constant Off-Time	40	<1	3×3 DFN-10	E	Dual Boost/Inverter V _{OUT} Up to ±40V, Integrated Schottkys, Negative Output has I _{SW} =400mA	\$1.95
LT3472	2.2	16	±40	0.29 * V _{IN} /V _{OUT}	0.4/0.35	Internal	1.2MHz	2.8mA	<1	3×3 DFN-10	E	Dual Boost/Inverter Converter in Single Package—Ideal for CCD Biasing, Internal Schottkys, 350mA/400mA I _{SW}	\$1.95
LTC3523/-2	1.8	5.5	5.5	0.39 * V_{IN}/V_{OUT}	0.6	Internal	1.2/2.4MHz	45	<1	3×3 QFN-16	E	Synchronous Boost and Buck Converter, “-2” has 2.4MHz Switching	\$2.95
LTC3537	0.7	5.25	5.5	0.39 * V_{IN}/V_{OUT}	0.6	Internal	2.2MHz	30	<1	3×3 QFN-16	E	Synchronous Boost Converter and LDO	\$2.40
LTC3527/-1	0.7	5.25	5.5	0.52 * V_{IN}/V_{OUT}	0.8/0.4	Internal	1.2 or 2.2MHz	12	<1	3×3 QFN-16	E	Dual Synchronous Outputs, “-1” Quickly Discharges V_{OUT} When Entering Shutdown	\$2.95
LT3487	2.3	16	28	0.59 * V _{IN} /V _{OUT}	0.9/0.75	Internal	2MHz	3.7mA	<5.3	3×3 DFN-10	E	Dual Boost/Inverter	\$2.30
LT1947	2.6	8	34	0.92 * V _{IN} /V _{OUT}	1.1	Internal	3MHz	9.5mA	<1	MSOP-10/E	E	Triple Output for TFT-LCD Applications	\$2.50
LT3471	2.4	16	±40	1.10 * V _{IN} /V _{OUT}	1.3/1.3	Internal	1.2MHz	2.5mA	<1	3×3 DFN-10	E	Dual 1.3A @ ±40V Dual Boost/Dual Inverter/Boost-Inverter in Single Package	\$2.80
LT1943	4.5	22	40	1.69 * V _{IN} /V _{OUT}	2.6	Internal	1.2MHz	10mA	<1	TSSOP-28E	E	High Current Quad Output Regulator for TFT-LCD Displays	\$4.75

† Primary Sort Column

Note:
1. Output current is calculated using the equation $0.65 \times I_{SWITCH} \times (V_{IN}/V_{OUT}) = \text{estimated } I_{OUT}$.
This value is an estimate and can vary depending on external component choices.

SYNCHRONOUS BUCK-BOOST

Part Number	V _{IN} Min (V)	V _{IN} Max (V)	V _{OUT} Min (V)	V _{OUT} Max (V)	† Output Current ⁽¹⁾ (A)	Switch Current (A)	Switching Frequency	I _O (SUPPLY) (μA)	Shutdown Current (μA)	Synchronous	Package	Extended Temp Range	Comments	Price 1K Qty
Monolithics														
LTC3531	1.8	5.5	2.0	5	0.2	0.5	600kHz	16	<1	yes	3×3 DFN-8, ThinSOT	E	Adjustable or Fixed 3V or 3.3V Output	\$1.95
LT3433	4.0	60	3.3	20	0.4 or 0.2	0.5	200kHz	100	<1	-	TSSOP-16E	E	True Buck-Boost, V _{IN} : 4V-60V, V _{OUT} : 3.3V-20V	\$3.25
LTC3444	2.7	5.5	0.5	5	0.4	0.6	1.5MHz	700	<1	yes	3×3 DFN-8	E	Ideal for WCDMA PA Applications	\$2.40
LTC3522	2.4	5.5	0.6	5.5	0.4/0.2	0.8	1MHz	25	<1	yes	3×3 QFN-10	E	Dual Output-Synchronous 400mA Buck-Boost and a 200mA Buck	\$2.50
LTC3452	2.7	5.5	2.4	4.5	0.43	1.0	1MHz	600	7	yes	4×4 QFN-20	E	True Buck-Boost Topology, 2 Camera /5 Main LEDs	\$1.80
LTC3532	2.4	5.5	2.5	5.25	0.5	0.9	2MHz	35	<1	yes	MSOP-10, 3×3 DFN-10	E	True Buck-Boost Topology, Ideal for Single Cell Li-Ion to 3.3V _{OUT} Applications	\$2.35
LTC3440	2.5	5.5	2.5	5.5	0.6	1.0	300kHz to 2MHz	25	<1	yes	MSOP-10, 3×3 DFN-10	E	True Buck-Boost Topology, Ideal for Single Cell Li-Ion to 3.3V _{OUT} Applications	\$2.74
LTC3530	1.8	5.5	1.8	5.25	0.6	1.0	300kHz to 2MHz	40	<1	yes	MSOP-10, 3×3 DFN-10	E	True Buck-Boost Topology, Ideal for Single Cell Li-Ion and Dual Alkaline to 3.3V _{OUT} Applications	\$2.75
LTC3538	2.4	5.5	1.5	5.25	0.8	1.4	1MHz	35	<1	yes	2×3 DFN-8	E	True Buck-Boost Topology, Ideal for Single Cell Li-Ion to 3.3V _{OUT} Applications	\$2.55
LTC3520	2.2	5.5	0.6	5.5	1.0/0.6	1.4	100kHz to 2MHz	55	<1	yes	4×4 QFN-24	E	Dual Output-Synchronous 1A Buck-Boost and a 600mA Buck	\$3.50
LTC3453	2.7	6	2.4	4.5	1.0	1.3	1MHz	2.5mA	<1	yes	4×4 QFN-16	E	High Current LED Driver—Delivers up to 800mA	\$2.10
LTC3441	2.4	5.5	2.4	5.25	1.2	2.0	1MHz	50	<1	yes	4×3 DFN-12	E	True Buck-Boost Topology, Ideal for Single Cell Li-Ion to 3.3V _{OUT} Applications	\$3.55
LTC3442	2.4	5.5	2.4	5.25	1.2	2.0	300kHz to 2MHz	35	<1	yes	4×3 DFN-12	E	True Buck-Boost Topology, Adj. Burst Mode, Current Limit	\$3.95
LTC3443	2.4	5.5	2.4	5.25	1.2	2.0	600kHz	28	<1	yes	4×3 DFN-12	E	True Buck-Boost Topology, High Efficiency at Light Loads	\$3.55
LTC3533	1.8	5.5	1.8	5.25	2.0	3.5	300kHz to 2MHz	40	<1	yes	4×3 DFN-14	E	True Buck-Boost Topology, High Efficiency at Light Loads	\$3.55
Controllers														
LTC3785	2.7	10	2.7	10	10 ⁽²⁾	— ⁽²⁾	100kHz to 1MHz	86	8	yes	4×4 QFN-24	E	4-Switch, High Efficiency Controller	\$3.56
LTC3780	4.0	36	0.8	30	20 ⁽²⁾	— ⁽²⁾	200kHz to 400kHz	2.4mA	55	yes	5×5 QFN, SSOP-24	E, I	4-Switch, High Efficiency Controller	\$4.65

† Primary Sort Column

Notes:
1. Estimated value
2. Depends on external MOSFET selection

Part Number	V _{IN} Min (V)	V _{IN} Max (V)	V _{OUT} Max (V)	† Switch Current (A)	Switching Frequency	I _Q (I _{SUPPLY}) (μA)	Shutdown Current (μA)	Package	Comments	Price 1K Qty
Monolithics										
LT1615-1	1	15	34	0.08	Constant Off-Time	20	<1	ThinSOT	Operates with V _{IN} to 1V, -1 Version has 75mA Current Limit	\$1.65
LT3464	2.3	10	34	0.085	Constant Off-Time	25	<1	ThinSOT	Integrated Schottky Diode and Output Disconnect	\$1.50
LT3463/A	2.4	15	40	0.25/0.4	Constant Off-Time	40	<1	3×3 DFN-10	Dual with Integrated Schottky Diodes	\$1.95
LT1615	1	15	34	0.3	Constant Off-Time	20	<1	ThinSOT	Operates with V _{IN} to 1V, LT1615 has 350mA Current Limit	\$1.65
LT3461	2.5	16	38	0.3	1.3/3MHz	2.8mA	<1	ThinSOT	300mA Switch with Integrated Schottkys in ThinSOT, V _{OUT} to 38V	\$1.65
LT3460	2.5	16	36	0.32	1.3MHz	2mA	<1	SC70, ThinSOT	320mA Switch in SC70, V _{OUT} to 36V	\$1.60
LT3472	2.2	16	34	0.35/0.4	1.2MHz	2.8mA	<1	3×3 DFN-10	Dual with Dual Integrated Schottky Diodes	\$1.95
LT1610	0.9	8	28	0.45	1.7MHz	30	<1	MSOP-8, SO-8	Operates with V _{IN} to 0.9V, V _{OUT} to 28V	\$1.65
LT1316	1.5	12	28	0.50	Constant Off-Time	33	<3	MSOP-8, SO-8	Programmable Input Current Limit, Low-Battery Detect	\$2.45
LT1613	0.9	10	34	0.55	1.4MHz	3mA	<1	ThinSOT	Operates with V _{IN} to 0.9V, V _{OUT} to 34V, Ideal for SEPIC	\$1.60
LT1307/B	1	12	28	0.60	600kHz	50/1mA	<1	MSOP-8, DIP-8, SO-8	B Version Disables Burst Mode, Low-Battery Detector	\$2.05
LT1317/B	1.5	12	28	0.66	600kHz	100/4.8mA	<30/28	MSOP-8, SO-8	B Version Disables Burst Mode, Low-Battery Detector	\$2.25
LT1300/1/3	1.8	10	20	0.75	155kHz	120	<10	DIP-8, SO-8	Programmable Peak Current Limit, Programmable 5V, 3.3V or Adj Output, Low-Battery Detect	\$2.45
LT1304	1.5	8	25	0.8	300kHz	120	<10	SO-8	Programmable Peak Current Limit, Low-Battery Detect, 3.3V, 5V or Adj. Output	\$2.45
LT1930/A	2.6	16	34	1	1.2MHz/2.2MHz	5.5mA	<1	ThinSOT	Pin-for-Pin Compatible with LT1613, Wide V _{IN} Range	\$1.90
LT1949	1.5	12	28	1	600kHz/1.1MHz	4.5mA	<25	MSOP-8, SO-8	Operates with V _{IN} to 1.5V, Low-Battery Detect	\$2.25
LT3467/A	2.4	16	40	1.1	1.3/2.1MHz	1mA	<1	ThinSOT	Soft-Start, Pin-to-Pin Comp w/LT1930/LT1613	\$1.90
LT1961	3	25	34	1.5	1.25MHz	0.9mA	<6	MSOP-8E		\$1.69
LT1618	1.6	18	35	1.5	1.4MHz	1.8mA	<1	MSOP-10	Constant Current/Voltage	\$1.75
LT3580	2.5	32	42	2	200kHz to 2.5MHz	1mA	<1	3×3 DFN-8, MSOP-8	42V, 2A Switch for Boost or Inverting	\$2.00
LT1302	2	8	24	2	400kHz	200	<15	SO-8, DIP-8	Logic Controlled Shutdown, Adj or Fixed 5V	\$3.25
LT1308A/B	1	10	30	2	600kHz	100	<5	SO-8	Ideal for Single Cell AA, /B Version Disables Burst Mode, Low-Battery Detector	\$3.25
LT1935	2.3	16	40	2	1.2MHz	3mA	<1	ThinSOT	2A Switch in ThinSOT	\$2.44
LT3477	2.5	25	40	3	3.5MHz	2.6mA	<1	4×4 QFN-20, TSSOP-20E	Two Rail-to-Rail Current Sense Amps	\$3.15
LT3436	3	25	34	3	800kHz	0.9mA	<1	TSSOP-16E	3A, 34V Internal Switch	\$2.75
LT1370/HV	2.7	30	35/42	6	500kHz	4.5mA	<12	DD, T0-220	Regulates Positive or Negative Outputs, Synchronizable	\$6.05
Controllers										
LTC3872	2.75	9.8	8	3	550kHz	250	<20	ThinSOT-8, 3×2 DFN-8	No R _{SENSE} , Pulse Skipping at Light Loads	\$1.80
LT1619	1.9	18	15	3	300kHz to 550kHz	9mA	<40	MSOP-8, SO-8	Low V _{IN} Capability	\$1.99
LTC1624	3.5	36	30	3	200kHz	550	<30	SO-8	Wide V _{IN} Range, Burst Mode Operation	\$3.50
LTC3803/-3	9.2	75 ⁽¹⁾	52	3	200kHz or 300kHz	240	<10	ThinSOT-6	Small Package, Programmable Slope Compensation	\$1.12
LTC3803-5	5.7	75 ⁽¹⁾	52	3	200kHz	240	<10	ThinSOT-6	Small Package, Programmable Slope Compensation	\$1.12
LTC3873	8.8	75 ⁽¹⁾	52	3	200kHz	300	<100	ThinSOT, DFN-8	No R _{SENSE} , Constant Frequency	\$1.25
LTC3873-5	4	75 ⁽¹⁾	52	3	200kHz	300	<80	ThinSOT, DFN-8	No R _{SENSE} , Constant Frequency	\$1.25
LTC3805	8.8	75 ⁽¹⁾	52	3	70kHz to 700kHz	360	<40	3×3 DFN-10, MSOP-10	Synchronizable, Programmable Slope Compensation	\$1.39
LTC3805-5	4.5	75⁽¹⁾	52	3	70kHz to 700kHz	360	<40	3×3 DFN-10, MSOP-10	Synchronizable, Programmable Slope Compensation	\$1.39
LTC1871-1	2.5	36	30	3	50kHz to 1MHz	250	<10	MSOP-10	Boost Controller, Burst Mode Operation Begins at a Lighter Load than the LTC1871	\$2.55
LTC1871-7	6	36	30	3	50kHz to 1MHz	250	<10	MSOP-10	Boost Controller, Drives 6V Gate MOSFETs	\$2.55
LTC1871	2.5	36	30	3	50kHz to 1MHz	250	<10	MSOP-10	Boost Controller, E, I and H Grades	\$2.55
LT3844	4	60	36	3	100kHz to 600kHz	80	<15	TSSOP-16	Very Low Quiescent Current	\$3.10
LT3724	4	60	36	3	200kHz	1.7mA	<10	TSSOP-16	Also Buck and Boost	\$3.10
LT1950	3	75 ⁽¹⁾	52	3	100kHz to 500kHz	2.3mA	<20	SSOP-16	Programmable Slope Compensation	\$2.90

† Primary Sort Column

Note:

1. Depends on external components

Amps, Refs, Filters, Comp
 Power Management
 SEPIC
 Data Conversion
 Interface
 High Frequency
 Reference Material

CCFL BACKLIGHT AND LCD BIAS

Amps, Refs,
Filters, Comps

Power
Management

Data
Conversion

Interface

High
Frequency

Reference
Material

Part Number	V _{IN} Min (V)	V _{IN} Max (V)	V _{OUT} Max (V)	Output Current ⁽¹⁾ (A)	† Switch Current (A)	Switching Frequency	I _Q (SUPPLY) (μA)	Shutdown Current (μA)	Package	Extended Temp Range	Comments	Price 1K Qty
LT1615-1	1	15	34	0.06 *V _{IN} /V _{OUT}	0.08	Constant Off-Time	20	<1	ThinSOT	E	Operates with V _{IN} to 1V, -1 Version has 75mA Current Limit	\$1.65
LT3464	2.3	10	34	0.06 *V _{IN} /V _{OUT}	0.085	Constant Off-Time	25	<1	ThinSOT	E	Integrated Schottky Diode and Output Disconnect	\$1.50
LTC3450	1.4	4.6	±15	0.07 *V _{IN} /V _{OUT}	0.09	550kHz	75	<2	3×3 DFN-16	E	Triple Output for TFT-LCD Applications	\$2.50
LT1944-1	1.2	15	34	0.15 *V _{IN} /V _{OUT}	0.18/0.18	Constant Off-Time	20	<1	MSOP-10	E	Dual 350mA and 150mA Boost Converters in Single Package	\$2.00
LT1945	1.2	15	±34	0.21 *V _{IN} /V _{OUT}	0.25/0.25	Constant Off-Time	20	<1	MSOP-10	E	Dual 350mA, @ ±34V Boost Converters in Single Package	\$2.06
LT3463/A	2.3	15	±34	0.29 *V _{IN} /V _{OUT}	0.25/0.4	Constant Off-Time	40	<1	DFN-10	E	Dual 400mA/250mA (400mA for "A") Internal Schottkys. Boost/Inverter Converters in Single Package—Ideal for CCD Biasing	\$1.95
LT3461/A	2.5	16	38	0.20 *V _{IN} /V _{OUT}	0.3	1.3/3MHz	2.8mA	<1	ThinSOT	E	Integrated Schottky Diode, Soft-Start	\$1.65
LT1615	1	15	34	0.25 *V _{IN} /V _{OUT}	0.3	Constant Off-Time	20	<1	ThinSOT	E	Operates with V _{IN} to 1V, LT1615 has 350mA Current Limit	\$1.65
LT1617/-1	1.2	15	-34	0.29 *V _{IN} /V _{OUT}	0.35	Constant Off-Time	20	<1	ThinSOT	E	V _{OUT} Up to -34V, -1 Version has a 100mA Current Limit	\$1.65
LT1944	1.2	15	34	0.29 *V _{IN} /V _{OUT}	0.35/0.35	Constant Off-Time	20	<1	MSOP-10	E	Dual 350mA Boost Converts in Single Package Current Limit	\$1.65
LT3472	2.2	16	±40	0.29 *V _{IN} /V _{OUT}	0.35/0.4	1.2MHz	2.8mA	<1	3×3 DFN-10	E	Dual 250mA/250mA Internal Schottkys. Boost/Inverter Converters in Single Package—Ideal for CCD Biasing	\$1.95
LT1173	2.0	30	50	0.33 *V _{IN} /V _{OUT}	0.4	23kHz	110	n/a	DIP-8, SO-8		Can Use as Step-Up or Step-Down, 5V or 12V or Adj. Output	\$2.30
LT1610	0.9	8	28	0.37 *V _{IN} /V _{OUT}	0.45	1.7MHz	30	<1	MSOP-8, SO-8	I	Operates with V _{IN} to 0.9V, V _{OUT} to 28V	\$1.65
LT1316	1.5	12	28	0.42 *V _{IN} /V _{OUT}	0.5	Constant Off-Time	33	<3	MSOP-8, SO-8	I	Programmable Input Current Limit, Low-Battery Detect	\$2.45
LT3466	2.7	24.0	42	0.46 *V _{IN} /V _{OUT}	0.55/0.55	1.0MHz	5mA	<16	3×3 DFN-10, TSSOP-16	E	Dual Outputs/Integrated Schottkys, Soft-Start	\$2.20
LT1942	2.6	16.0	36	0.46 *V _{IN} /V _{OUT}	0.55	1.0MHz	7mA	<1	4×4 QFN-24	E	Both LED Driver and TFT Biasing, Integrated Schottkys and Output Disconnect	\$2.75
LT1611	1.1	10	-34	0.46 *V _{IN} /V _{OUT}	0.55	1.4MHz	3mA	<1	ThinSOT		Low Noise <1mV _{p-p}	\$1.65
LT1613	0.9	10	34	0.46 *V _{IN} /V _{OUT}	0.55	1.4MHz	3mA	<1	ThinSOT		Operates with V _{IN} to 0.9V, V _{OUT} to 34V, Ideal for SEPIC	\$1.65
LT1307/B	1.0	12	28	0.50 *V _{IN} /V _{OUT}	0.6	600kHz	50μA/1.1mA	<1	MSOP-8, DIP-8, SO-8	I	/B Version Disables Burst Mode, Low-Battery Detector	\$2.05
LT1317/B	1.5	12	28	0.55 *V _{IN} /V _{OUT}	0.66	600kHz	100μA/4.8mA	<30/28	MSOP-8, SO-8	I	/B Version Disables Burst Mode, Low-Battery Detector	\$2.31
LT1614	1.0	12	-24	0.62 *V _{IN} /V _{OUT}	0.75	600kHz	1mA	10	MSOP-8, SO-8	I	V _{IN} to 1V, Low-Battery Detect	\$2.40
LT1300	1.8	10	20	0.62 *V _{IN} /V _{OUT}	0.75	155kHz	120	<10	DIP-8, SO-8		Programmable Peak Current Limit, Programmable 5V or 3.3V Output	\$2.55
LT1304	1.5	8	25	0.67 *V _{IN} /V _{OUT}	0.8	300kHz	120	<10	SO-8		Programmable Peak Current Limit, Low-Battery Detect	\$2.45
LT1186F	3.5	30	60		0.9	200kHz	6mA	5	SO-16	I	Precision 50μA Full Scale DAC Programming Current CCFL	\$5.15
LT1786F	3.5	30	60		0.9	100kHz	6mA	5	SO-16		Precision 100μA Full Scale DAC Programming Current CCFL	\$4.25
LTC1697	2.8	5.5	6		0.9	300kHz	0.9mA	2	MSOP-10	E	1W CCFL, Switching Regulator w/Internal FETs	\$1.95
LT1930/A	2.6	16	34	0.83 *V _{IN} /V _{OUT}	1.0	1.2MHz/2.2MHz	5.5mA	<1	ThinSOT	E	Pin-for-Pin Compatible with LT1613, Wide V _{IN} Range	\$1.90
LT1931/A	2.6	16	-34	0.83 *V _{IN} /V _{OUT}	1.0	1.2MHz/2.2MHz	5.8mA	<1	ThinSOT	E	Low Noise <1mV _{p-p}	\$2.00
LT1947	2.6	8	30	0.83 *V _{IN} /V _{OUT}	1.0	3MHz	9.5mA	<1	MSOP-10, E	E	Triple Output for TFT-LCD Applications	\$2.50
LT1949	1.5	12	30	0.83 *V _{IN} /V _{OUT}	1.0	600kHz/1.1MHz	4.5mA	<25	SO-8, MSOP-8	E, I	Operates with V _{IN} to 1.5V, Low-Battery Detect	\$2.25
LT3467	2.4	16	40	0.72 *V _{IN} /V _{OUT}	1.1	1.3MHz	1mA	<1	ThinSOT	E	Soft-Start Pin-to-Pin Comp w/LT1930/LT1613	\$1.90
LT1182/83	3	30	60		1.2	200kHz	9mA	3	SO-16	I	LT1182 for Positive V _{OUT} , LT1183 for Pos/Neg Outputs	\$5.15
LT3471	2.4	16	±40	1.10 *V _{IN} /V _{OUT}	1.3/1.3	1.2MHz	2.5mA	<1	3×3 DFN-10	E	Dual 1.3A @ ±40V Dual Boost/Dual Inverter/Boost, Inverter Converters in Single Package	\$2.80
LT1946/A	2.5	16	34	1.25 *V _{IN} /V _{OUT}	1.5	1.2/2.7MHz	3.2mA	<1	MSOP-8	E	Integrated Soft-Start, Ideal for TFT-LCD Applications	\$1.75
LT1768	8	24	28		1.5	350kHz	7mA	65	SSOP-16	I	High Power CCFL Controller	\$4.05
LT1308A/B	1.0	10	30	1.67 *V _{IN} /V _{OUT}	2.0	600kHz	100	<5	SO-8	I	Ideal for Single Cell AA, B Version Disables Burst Mode, Low-Battery Detector	\$3.25
LT3489	2.4	16	38	1.95 *V _{IN} /V _{OUT}	2.5	2.2MHz	2mA	<1	MSOP-8E	E	40V, 2.5A Switch at 2.2MHz	\$1.95
LT1943	4.5	22	40	1.69 *V _{IN} /V _{OUT}	2.6	1.2MHz	10mA	<1	TSSOP-28E	E	High Current Quad Output Regulator for TFT LCD Displays	\$4.75
LT3436	3	25	34	1.95 *V _{IN} /V _{OUT}	3.0	800kHz	0.9mA	<1	TSSOP-16E	E	3A, 34V Internal Switch	\$2.75

† Primary Sort Column

Note:

- Output current is estimated using the equation in the column, i.e., $0.06 \times V_{IN} / V_{OUT}$. This value can vary depending on external component choices.

BOOST REGULATOR LED DRIVERS (Require an Inductor): LEDs in Series

Part Number	V _{IN} Min (V)	V _{IN} Max (V)	V _{OUT} Max (V)	† Max Switch Current (A)	Number of White LEDs	Dimming Control	Switching Frequency	I _O (I _{SUPPLY}) (mA)	I _{SHDN} (μA)	Package	Extended Temp Range	Comments	Price 1K Qty ⁽²⁾
LT3491	2.5	12	27	0.26	6	True Color PWM	2.3MHz	2.6	<8	2×2 DFN-6, SC70	E	Integrated Schottky, Overvoltage Protection, 300:1 Dimming	\$1.25
LT1615	1.2	15	34	0.3	8	PWM	PFM	20μA	<1	ThinSOT	E	Constant-Current, Constant Off Time	\$1.65
LT3497	2.5	10	32	0.3×2	6 x 2	PWM	2.3MHz	6	<1	3×2 DFN-10	E	Dual Output, Integrated Schottkys, Soft-Start	\$1.70
LT1937	2.5	10	34	0.32	4	PWM	1.2MHz	1.9	<1	ThinSOT, SC70	E	Low Noise, 84% Efficiency, Ideal for 2-4 LEDs	\$1.30
LT3466	2.7	24	42	0.32×2	10×2	PWM	1.0MHz	5	<16	3×3 DFN-10, TSSOP-16E	E	Dual Outputs/Integrated Schottkys, Soft-Start	\$2.20
LT3466-1	2.7	24	42	0.32×2	10×1	PWM	1.0MHz	5	<16	3×3 DFN-10	E	LED Driver Plus Boost Converter, Integrated Schottkys, Soft-Start	\$1.95
LT1932	1.0	10	34	0.4	8	PWM	1.2MHz	1.2	<1	ThinSOT	E	Low Noise, 80% Efficiency, Ideal for 4-8 LEDs	\$1.75
LT3465/A	2.7	16	30	0.4	6	PWM	1.2/2.7MHz	2	<1	ThinSOT	E	Integrated Schottky, Soft-Start	\$1.35
LT3498	2.5	12	27	0.4/0.25	8	Analog	2.3MHz	1.65	<8	2×3 DFN-12	E	Dual, Integrated Schottky Diodes, Output Disconnect. Drives OLED and LED Display	\$1.95
LT3591	2.5	12	40	0.45	10	True Color PWM	1.0/2.3MHz	3	<1	3×2 DFN-8	E	Integrated Schottky, Soft-Start, 80:1 Dimming Range	\$1.40
LT3593	2.7	5.5	45	0.55	10	Analog	1MHz	0.3	<10	2×2 DFN-6, SOT-23-6	E	Drives Up to 10 LEDs. Output Disconnect, One Pin I_{LED} Adjust.	\$1.40
LT3496	3.0	30	45	0.75×3	30	True Color PWM	330kHz to 2.1MHz	6	<1	4×5 QFN-28	I	Triple Output, Can be Used in Buck, Buck-Boost or Boost Mode, 3000:1 True Color PWM Dimming	\$3.50
LT1942	2.6	16	36	1	12	PWM	1.0MHz	7	<1	4×4 QFN-24	E	Both LED Driver and TFT Biasing, Integrated Schottkys and Output Disconnect	\$2.75
LT3453	2.7	5.5	5	1.15	1	DC	1.0MHz	2.5	<6	4×4 QFN-16	E	High Current Buck-Boost LED Driver—Delivers Up to 500mA	\$2.10
LT3486	2.5	24	36	1.3×2	20	True Color PWM	200kHz to 2MHz	9	<1	5×3 DFN-16, TSSOP-16E	E	Dual 1.3A LED Driver with 1000:1 Dimming	\$2.50
LT3517	3.0	30	45	1.5	8	True Color PWM	250kHz to 2.5MHz	4.5	<1	4×4 QFN-16	I	Buck, Buck-Boost or Boost Mode, 5000:1 Dimming	\$2.70
LT1618	1.6	18	34	1.5	20	PWM	1.4MHz	1.8	<1	MSOP-10	E	Constant Current/Voltage, Ideal for 8+ LEDs	\$1.75
LT3476	2.8	16	40	1.5×4	32+	True Color PWM	200kHz to 2MHz	22	<1	5×7 QFN-38	I	Quad Driver, 1000:1 True Color PWM, For Buck, Boost and Buck-Boost Applications	\$4.64
LTC3490	1.0	3.2	4	2	2	PWM	1.3MHz	1	<50	3×3 DFN-8, SO-8	E	High Current LED Driver for Flash Lighting	\$2.10
LT3518	3.0	30	45	2.3	8	True Color PWM	250kHz to 2.5MHz	4.5	<1	4×4 QFN-16	I	Buck, Buck-Boost or Boost Mode, 3000:1 Dimming	\$2.95
LT3454	2.7	5.5	5	2.4	1	DC	1.0MHz	0.825	<6	3×3 DFN-10	E	High Current Buck-Boost LED Driver—Delivers up to 1A	\$1.95
LT3477	2.5	25	42	3	10	PWM	200kHz to 3.5MHz	5	<1	TSSOP-20E, 4×4 QFN-20	E	Boost, Buck, Buck-Boost LED Driver, 3A, 42V Internal Switch	\$3.15
LT3479	2.5	24	40	3	20	PWM	200kHz to 3.5MHz	6.5	<1	TSSOP-16, 4×3 DFN-14	E	High Current LED Driver—Delivers Up to 2A	\$3.00
LT3478/-1	2.8	36	40	4.5	16	True Color PWM	200kHz to 2.25MHz	22	<1	TSSOP-16E	I	Buck, Boost and Buck-Boost Applications, 3000:1 Dimming; "-1" Has Integrated R _{SENSE}	\$3.60
LTC3783	3.0	36	100 ⁽¹⁾	20 ⁽¹⁾	25 ⁽¹⁾	PWM, Analog	20k to 1MHz	1.5	20	5×4 DFN-16, TSSOP-16	I	Boost, Flyback, SEPIC; 3000:1 Dimming Ratio	\$2.85
LT3755/-1	4.5	40	60	20⁽¹⁾	25⁽¹⁾	True Color PWM	100kHz to 1MHz	1.1	<1	3×3 QFN-16	I	40V Max V_{IN}; Boost, Buck Mode, Buck-Boost Mode, SEPIC; 3000:1 Dimming	C.F.
LT3756/-1	6.0	100	100	20⁽¹⁾	25⁽¹⁾	True Color PWM	100kHz to 1MHz	1.1	<1	3×3 QFN-16	I	100V Max V_{IN}; Boost, Buck Mode, Buck-Boost Mode, SEPIC; 3000:1 Dimming	C.F.

† Primary Sort Column

Notes:

- Output voltage and current depend on the choice of external components.
- C.F. = Contact Factory

CHARGE PUMP LED DRIVERS (Inductorless): LEDs in Parallel

Part Number	V _{IN} Min (V)	V _{IN} Max (V)	Conversion Ratio	Switch Current (mA)	† Number of White LEDs	Dimming Control	Switching Frequency	I _O (I _{SUPPLY}) (mA)	I _{SHDN} (μA)	Package	Extended Temp Range	Comments	Price 1K Qty
LTC3218	2.9	4.5	1/1 : 2/1	400	1	Ext	1	980	<2	2×3 DFN-10	E	High-Side (1-Wire) Current Sensing, Flash Current Timeout	\$1.44
LTC3214	2.9	4.4	1/1 : 3/2 : 2/1	500	1	Ext	900kHz	980	<2.5	3×3 DFN-10	E	Ideal for Med/Low Current LEDs: AOT, LumiLEDs, etc. 3×3 DFN	\$1.65
LTC3215	2.9	4.4	1/1 : 3/2 : 2/1	700	1	Ext	900kHz	300	<2.5	3×3 DFN-10	E	Ideal for High/Med Current LEDs: AOT, LumiLEDs, etc. 3×3 DFN	\$1.75
LTC3216	2.9	4.4	1/1 : 3/2 : 2/1	1,000	1	Ext	900kHz	300	<2.5	4×3 DFN-12	E	Ideal for High Current LEDs Like LumiLEDs	\$2.00
LTC3212	2.7	5.5	1/1 : 2/1	75	3 RGB	1-wire	900kHz	400	<3	3×2 DFN-12	E	Drives RGB LEDs, No Ballast Resistors, 2×3	\$1.30
LTC3217	2.9	4.5	1/1 : 3/2 : 2/1	600	4	Ext	900kHz	400	<4	3×3 QFN-16	E	Drives Up to 4 LEDs for Camera Lighting, No Ballast Resistors	\$1.70
LTC3230	2.7	5.5	1/1 : 3/2 : 2/1	125	5	1-wire	900kHz	400	<1	3×3 QFN-20	E	Drives 5 LEDs: 4 Main, 1 Sub; Linear 32-Step LED Brightness Control	\$1.55
LTC3210/-1	2.9	4.5	1/1 : 3/2 : 2/1	500	5	1-wire	0.8	400	<3	3×3 QFN-16, UTQFN-16 ("-1 only)	E	Drives 5 LEDs: 4 Main, 1 CAM/Flash; "Plain" has Exponential 8-Step MAIN Brightness Control, "-1" has Linear 64-Step MAIN Brightness Control	\$1.70
LTC3210-2/-3	2.9	4.5	1/1 : 3/2 : 2/1	500	5	1-wire	0.8	400	<3	3×3 QFN-16	E	Linear 32-Step MAIN Brightness Control, "-2" Drives 5 LEDs: 4 Main, 1 CAM/Flash, "-3" Drives 4 LEDs, 3 Main, 1 CAM/Flash	\$1.70
LTC3200-5	2.7	4.5	2/1	100	6	Ext	2MHz	3.5mA	<1	ThinSOT	E, I	Low Noise, Inductorless, Ideal for Up to 4 LEDs	\$1.60

† Primary Sort Column



MS-8, MS-10 = MSOP; SSOPN = Narrow SSOP; SSOPW = Wide SSOP; SOW = Wide SO

Amps, Refs, Filters, Comp

Power Management

Data Conversion

Interface

High Frequency

Reference Material

BOOST REG. CHARGE PUMP LED

CHARGE PUMP LED DRIVERS (INDUCTORLESS): LEDs IN PARALLEL

Amps, Refs,
Filters, Comps

Power
Management

CHARGE PUMP BUCK LED DRIVERS

Part Number	V _{IN} Min (V)	V _{IN} Max (V)	Conversion Ratio	Switch Current (mA)	† Number of White LEDs	Dimming Control	Switching Frequency	I _Q (I _{SUPPLY}) (μA)	I _{SHDN} (μA)	Package	Extended Temp Range	Comments	Price 1K Qty
LTC3200	2.7	4.5	2/1	100	6	Ext	2MHz	3.5mA	<1	MSOP-10	E, I	Low Noise, Inductorless, Ideal for Up to 4 LEDs	\$1.70
LTC3201	2.7	4.5	2/1	100	6	DAC	1.7MHz	4mA	<1	MSOP-10	E	Ultralow Noise, Inductorless, Ideal for Up to 4 LEDs	\$1.90
LTC3205	2.8	4.5	1/1 to 3/2	250	4,2,1 RGB	SPI	800kHz	50	<1	4×4 QFN-24	E	Drives 4 Main LEDs, 2 Sub Display, and RGB LEDs	\$2.10
LTC3202	2.7	4.5	3/2	125	8	DAC	1.5MHz	2.5mA	<1	3×3 DFN-10, MSOP-10	E	Low Noise, High Efficiency, Inductorless, Ideal for Up to 6 LEDs	\$1.90
LTC3209-1	2.9	4.5	1/1 : 3/2 : 2/1	600	8	I ² C	850kHz	400	<3	4×4 QFN-20	E	Drives 8 LEDs: 6 Main, 1 CAM/Flash, 1 AUX	\$1.80
LTC3219	2.9	5.5	1/1:3/2 : 2/1	250	9	I ² C	850kHz	400	<2	3×3 QFN-20	E	Drives 9 Universal LEDs	\$1.80
LTC3206	2.8	4.5	1/1 to 3/2	400	6,4,1 RGB	I ² C	800kHz	50	<1	4×4 QFN-24	E	Drives 6 Main LEDs, 4 Sub Display, RGB LEDs	\$2.20
LTC3207/-1	2.9	5.5	1/1:3/2 : 2/1	600	12 + 1	I ² C	850kHz	500	<3	4×4 QFN-24	E	Drives 13 LEDs: 12 Universal + One 425mA CAM, "-1" has Different I ² C Address	\$2.55
LTC3208	2.9	4.5	1/1 : 3/2 : 2/1	1,000	17	I ² C	850kHz	250	<1	5×5 QFN-32	E	Drives 17 LEDs: 4 Main, 2 Sub Display, 4 CAM, 3 RGB, 4 AUX	\$2.55
LTC3220/-1	2.9	5.5	1/1 : 3/2 : 2/1	360	18	I²C	850kHz	500	<1	4×4 UTQFN-28	E	Drives 18 Universal LEDs. "-1" has Different I²C Address	C.F.

† Primary Sort Column

BUCK HIGH CURRENT LED DRIVERS

Data
Conversion

Interface

Part Number	V _{IN} Min (V)	V _{IN} Max (V)	† Max LED Current (A)	Max Number of White LEDs	Dimming Control	Frequency	I _Q (I _{SUPPLY}) (mA)	I _{SHDN} (μA)	Package	Extended Temp Range	Comments	Price 1K Qty
LT3590	4.5	55	0.05	10	Analog	850kHz	0.5	15	SC70/2×2 DFN-6	E	48V Buck LED Driver, Internal Schottky	\$1.40
LT3595	4.5	45	0.05×16	160	True Color PWM	2MHz	0.25	15	5×9 QFN-56	E	Buck LED Driver, 16 Channels, 5000:1 Dimming	\$6.95
LT3474/-1	4	36	1	4	True Color PWM	200kHz to 2MHz	2.6	<1	TSSOP-16E	I	Buck LED Driver, 400:1 Dimming	\$2.95
LT3517	3	30	1	8	True Color PWM	250kHz to 2.5MHz	4.5	<1	4×4 QFN-16	I	Buck, Buck-Boost or Boost Mode, 5000:1 Dimming	\$2.70
LT3496	3	30	1	30	True Color PWM	330kHz to 2.1MHz	6	<1	4×5 QFN-28	I	Triple Output, Can be Used in Buck, Buck-Boost or Boost Mode, 3000:1 Dimming	\$3.50
LT3518	3	30	1.5	8	True Color PWM	250kHz to 2.5MHz	4.5	<1	4×4 QFN-16	I	Buck, Buck-Boost or Boost Mode, 3000:1 Dimming	\$2.95
LT3475/-1	4	36	1.5×2	8	True Color PWM	200kHz to 2MHz	5	<1	TSSOP-20E	I	Dual Buck LED Driver, 3000:1 Dimming, "Plain" for Up to 15V LED Strings, "-1" for Up to 25V LED Strings	\$3.50
LT3476	2.8	16	1.5×4	32+	True Color PWM	200kHz to 2MHz	22	<1	5×7 QFN-38	I	Quad Driver, 1000:1 Dimming, for Buck, Boost and Buck-Boost Applications	\$4.64
LT3478/-1	2.8	36	4.5	16	True Color PWM	200kHz to 2.25MHz	22	<1	TSSOP-16E	I	3000:1 Dimming, for Buck, Boost and Buck-Boost Applications	\$3.60
LT3755/-1	4.5	40	20⁽¹⁾	25⁽¹⁾	True Color PWM	100kHz to 1MHz	1.1	<1	3×3 QFN-16	I	40V Max V_{IN}; Boost, Buck Mode, Buck-Boost Mode, SEPIC; 3000:1 Dimming, "-1" has SYNC Pin	C.F.
LT3756/-1	6.0	100	20⁽¹⁾	25⁽¹⁾	True Color PWM	100kHz to 1MHz	1.1	<1	3×3 QFN-16	I	100V Max V_{IN}; Boost, Buck Mode, Buck-Boost Mode, SEPIC; 3000:1 Dimming, "-1" has SYNC Pin	C.F.

† Primary Sort Column

XENON PHOTO FLASH AND SUPERCAPACITOR CHARGING

High
Frequency

Reference
Material

Part Number	V _{IN} Min (V)	V _{IN} Max (V)	Switch Current (A)	Efficiency	I _Q (I _{SUPPLY}) (mA)	I _{SHDN} (μA)	Package	Extended Temp Range	Comments	Price 1K Qty
LT3484-0/-1/-2	1.8	16	1.4/0.7/1.0	>75%	5	<1	2×3 DFN-6	E	Smallest Xenon Flash Solution	\$2.10
LT3485-0/-1/-2/-3	1.8	10	1.4/1.0/0.7/2	>75%	5	<1	3×3 DFN-10	E	Integrated IGBT Driver	\$2.25
LT3585-0/-1/-2/-3	1.5	16	0.5/0.225/0.35/0.75	>75%	5	<1	3×2 DFN-10	E	Integrated IGBT Driver, Adjustable Input Current	\$1.10
LT3468/-1/-2	2.5	16	1.4/0.7/1.0	>75%	5	<1	ThinSOT	E	Can Charge 100μF Capacitor to 320V in 4.6sec from 3.6V _{IN} , Tiny Transformer	\$2.10
LT3750	3.0	24	Ext FET	>75%	1.6	<1	MSOP-10	E	Can Charge Any Size Capacitor	\$3.50
LT3420/-1	1.8	16	1.4/1.0	>75%	90μA	<1	MSOP-10	E	Can Charge 220μF Capacitor to 320V in 3.7sec from 5V, Can Operate from 2 × AA Alkaline Cells or Li-Ion	\$2.50
LTC3225	2.9	5.5	0.15	>80%	20μA	<1	2×3 DFN-10	E	Charge Pump (No Inductor), Charges 2 Series Supercaps; Auto Cell Balancing	C.F.

HIGH CURRENT LED DRIVERS FOR PHOTO FLASH/TORCH LIGHTING

Part Number	† Inductor or Charge Pump	V _{IN} Min (V)	V _{IN} Max (V)	†† Output Current (A)	Efficiency (%)	I _{SUPPLY} (μA)	I _{SHDN} (μA)	Package	High Current LED Flash/Torch	Extended Temp Range	Comments	Price 1K Qty
LTC3490	Inductor	1.0	3.2	0.35	90	1mA	20	3×3 DFN-8, SO-8	–	E	Boost, For 1- or 2-Cell Nickel or Alkaline Batteries	\$2.10
LT3453	Inductor	2.7	6	0.5	90	600	<1	4×4 QFN-16	✓	E	Buck-Boost, Delivers Up to 500mA, Supports Torch Mode	\$1.85
LT3486	Inductor, Dual	24	35.5	0.8	90	9mA	<1	5×5 DFN-16, TSSOP-16E	✓	E	Dual 1.3A LED Boost Driver with 1000:1 Dimming	\$2.50
LT3454	Inductor	2.7	6	1.0	90	825	<1	3×3 DFN-10	✓	E	Buck-Boost, Delivers Up to 1A, Supports Torch Mode	\$1.95
LT3479	Inductor	2.5	24	2.0	85	6.5mA	<1	TSSOP-16E, 4×3 DFN-14	✓	E	Boost, 3A, 40V Internal Switch, Ideal for High Current LED Strings	\$3.00
LTC3214	Charge Pump	2.9	4.4	0.5	90	980	<2.5	3×3 DFN-10	✓	E	Ideal for Med/High Current LEDs: AOT, LumiLEDs, etc.	\$1.65
LTC3217	Charge Pump	2.9	4.4	0.6	92	400	<4	3×3 QFN-16	✓	E	Drives Up to 4 LEDs for Camera Lighting, No Ballast Resistors	\$1.70
LTC3215	Charge Pump	2.9	4.4	0.7	90	300	<2.5	3×3 DFN-10	✓	E	Ideal for Med/High Current LEDs: AOT, LumiLEDs, etc.	\$1.75
LTC3216	Charge Pump	2.9	4.4	1.0	90	300	<2.5	4×3 DFN-12	✓	E	Ideal for High Current LEDs Like LumiLEDs	\$2.00

† Primary Sort Column
 †† Secondary Sort Column

Amps, Refs,
Filters, Comp

Power
Management

LED PHOTO FLASH, ULTRALOW NOISE

ULTRALOW NOISE REGULATORS

Part Number	† Type	Function	Noise (μV _{RMS})	V _{IN} Min (V)	V _{IN} Max (V)	V _{OUT} Min (V)	V _{OUT} Max (V)	†† Output Current (A)	Switch Configuration	Switching Frequency	Package	Extended Temp Range	Comments	Price 1K Qty
Singles														
LTC1911	Charge Pump	Step-Down	<1mV _{RMS}	2.7	5.5	1.5	1.8	0.25	Internal	1.5MHz	MSOP-8	E	Fixed 1.5V/1.8V Output	\$2.34
LTC3250	Charge Pump	Step-Down	<1mV _{RMS}	3.1	5.5	1.2	1.5	0.25	Internal	1.5MHz	ThinSOT	E	Fixed 1.2V/1.5V Output	\$1.35
LTC3251	Charge Pump, Spread Spectrum	Step-Down	<1mV _{RMS}	2.7	5.5	0.9	1.6	0.5	Internal	1MHz to 1.6MHz	MSOP-10	E	Spread Spectrum Switching Noise @ -80dB	\$1.95
LT3010	Low Drop Out Reg	Step-Down	<100	3	80	1.28	60	0.05	Internal	–	ThinSOT	E	Adj, 5V Output	\$1.55
LT1761	Low Drop Out Reg	Step-Down	<20	1.8	20	1.2	20	0.1	Internal	–	ThinSOT	E	Adj, 1.5V, 1.8V, 2V, 2.5V, 2.8V, 3V, 3.3V, 5V Output	\$0.90
LT1762	Low Drop Out Reg	Step-Down	<20	1.8	20	1.2	20	0.15	Internal	–	MSOP-8	E	Adj, 2.5V, 3V, 3.3V, 5V Output	\$1.10
LT3012/B	Low Drop Out Reg	Step-Down	<100	4.0	80	1.24	60	0.25	Internal	–	TSSOP-16, DFN-12	E	Stable with 3.3μF Caps	\$2.05
LT3013/B	Low Drop Out Reg	Step-Down	<100	4.0	80	1.24	60	0.25	Internal	–	TSSOP-16, DFN-12	E	PowerGood, Stable with 3.3μF Caps	\$2.25
LT1962	Low Drop Out Reg	Step-Down	<20	1.5	20	1.2	20	0.3	Internal	–	MSOP-8	E	Adj, 1.5V, 1.8V, 2.5V, 3V, 3.3V, 5V Output	\$1.65
LTC3025	Low Drop Out Reg	Step-Down	<80	0.9	5.5	0.4	3.6	0.3	Internal	–	2×2 DFN-6	E	Adj, 2×2 DFN	\$1.65
LT1763	Low Drop Out Reg	Step-Down	<20	1.8	20	1.2	20	0.5	Internal	–	SO-8	E	Adj, 1.5V, 1.8V, 2.5V, 3V, 3.3V, 5V Output	\$1.95
LT1965	Low Drop Out Reg	Step-Down	<40	1.8	20	1.2	19.5	1.1	Internal	–	TO-220, DD-5, MSOP-8, DFN-8	E, I	Reverse Battery Protection, No Reverse Current	\$1.88
LT3080	Low Drop Out Reg	Step-Down	<40	1.2	36	0	34.7	1.1	Internal	–	TO-220, SOT-223, MSOP-8, DFN-8	E	V_{OUT} (Set With Single Resistor) Down to 0V. Parallel Devices for Higher I_{OUT} or to Spread PCB Heat.	\$1.81
LT1963/A	Low Drop Out Reg	Step-Down	<40	2.1	20	1.2	20	1.5	Internal	–	TO-220, DD-5, SOT-223, SO-8	E	Adj, 1.5V, 1.8V, 2.5V, 3.3V Output	\$2.15
LT1764/A	Low Drop Out Reg	Step-Down	<40	2.7	20	1.2	20	3	Internal	–	DD-5, TO-220	E	Adj, 1.8V, 2.5V, 3.3V Output	\$3.30
LT1964	Negative Low Drop Out Reg	Step-Down	<30	-1.9	-20	-1.2	-20	0.2	Internal	–	ThinSOT	E	Adj, -5V Output	\$1.35
LT1777	Switching Reg	Buck	<100μV _{p-p}	6.7	48	5	30	0.7	Internal	100kHz to 250kHz	SO-16	I		\$2.65
LT1533	Switching Reg	Push-Pull	<100μV _{p-p}	2.7	23	1.3	n/a	1	Internal	20kHz to 250kHz	SO-16	I	See LT1683 for Higher Power	\$4.65
LT3439	Switching Controller, Isolated	Step-Up or Down	<200μV _{p-p}	2.8	20	2.8	n/a	1	Internal	20kHz to 250kHz	TSSOP-16E	E	Adjustable Slew Rates. 40dB Decrease in Noise	\$3.50
LT1534	Switching Reg	Boost, Inverting	<100μV _{p-p}	2.7	23	1.3	n/a	2	Internal	20kHz to 250kHz	SO-16	I	See LT1738 for Higher Power	\$3.93
LT1683	Switching Controller, Push-Pull	Boost, Flyback, Cuk	<200μV _{p-p}	4	20	5	100	5	External	20kHz to 250kHz	SSOP-20	E	See LT1533 for Lower Power	\$4.75
LT1738	Switching Controller	Boost, Flyback, Cuk	<200μV _{p-p}	4	20	5	100	5	External	20kHz to 250kHz	SSOP-20	E, I	See LT1534 for Lower Power	\$4.10

† Primary Sort Column
 †† Secondary Sort Column

Data
Conversion

Interface

High
Frequency

Reference
Material

ULTRALOW NOISE REGULATORS

Part Number	Type	Function	Noise (μV_{RMS})	V_{IN} Min (V)	V_{IN} Max (V)	V_{OUT} Min (V)	V_{OUT} Max (V)	Output Current (A)	Switch Configuration	Switching Frequency	Package	Extended Temp Range	Comments	Price 1K Qty
Duals														
LTC3252	Dual Charge Pump, Spread Spectrum	Step-Down	<2mV _{RMS}	2.7	5.5	0.9	1.6	0.25×2	Internal	1MHz to 1.6MHz	DFN-12	E	Spread Spectrum Switching Noise @ -70dB	\$2.60
LT3023	Dual 100mA Low Drop Out Reg	Step-Down	<20	1.8	20	1.2	20	0.1×2	Internal	–	MSOP-10E, DFN-10	I	Adjustable	\$1.60
LT3027	Dual 100mA Low Drop Out Reg	Step-Down	<20	1.8	20	1.2	20	0.1×2	Internal	–	MSOP-10E, DFN-10	I	Adjustable, Dual Inputs	\$1.65
LT3024	Dual 500/100mA Low Drop Out Reg	Step-Down	<20	1.8	20	1.22	20	0.5/0.1	Internal	–	TSSOP-16E, DFN-12	I	Dual 500mA/100mA Output, Low Noise <20 μV_{RMS}	\$2.45
LT3028	Dual 500/100mA Low Drop Out Reg	Step-Down	<20	1.8	20	1.22	20	0.5/0.1	Internal	–	TSSOP-16E, DFN-16	I	Adjustable, Dual Inputs	\$2.55

† Primary Sort Column
 †† Secondary Sort Column

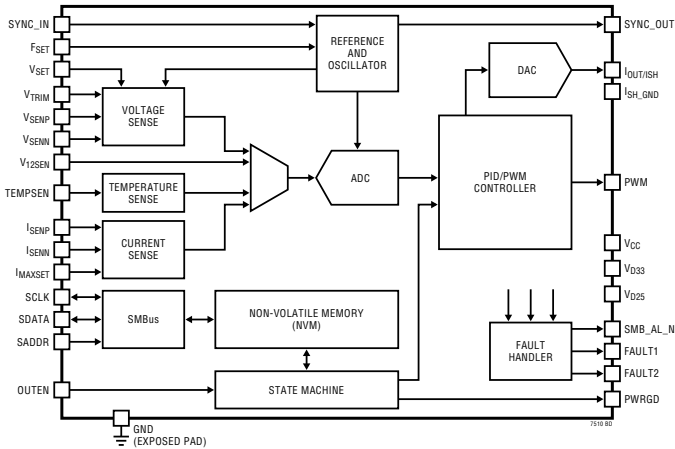
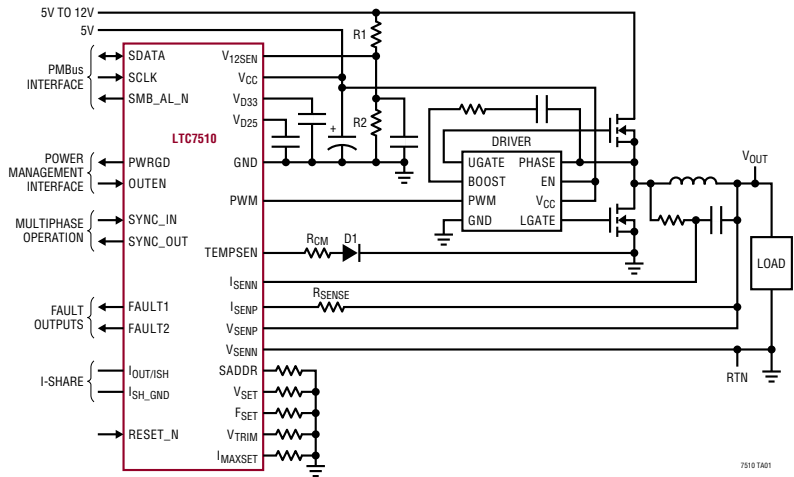
HIGH TEMPERATURE POWER SUPPLIES ($T_J = -40^\circ\text{C}$ TO 140°C)

Part Number	V_{IN} Min (V)	V_{IN} Max (V)	V_{OUT} Min (V)	V_{OUT} Max ⁽¹⁾ (V)	Output Current ⁽²⁾ (A)	Switch Current (A)	Switch Configuration	Switching Frequency	I_{O} (I_{SUPPLY}) (μA)	I_{SHDN} (μA)	Package	Temp Range	Comments	Price 1K Qty
LT3010H	1.5	80	1.275	60	0.05	N/A	Internal	N/A	30	<1	MSOP-8	H	Low Noise <100 μV_{RMS} , Stable with 1 μF Ceramic	\$2.05
LT3012H	4.0	80	1.24	60	0.2	N/A	Internal	N/A	40	<1	TSSOP-16	H	Low Noise <100 μV_{RMS} , Stable with 3.3 μF Ceramic	\$2.73
LT3013H	4.0	80	1.24	60	0.2	N/A	Internal	N/A	65	<1	TSSOP-16	H	Power Good, Low Noise <100 μV_{RMS} , Stable with 3.3 μF Ceramic	\$2.95
LT3470H	4.0	40	1.25	16V	0.2	0.25	Internal	Hysteretic	26	<1	2×3 DFN-8, ThinSOT	H	$T_{\text{JMAX}} = 150^\circ\text{C}$, Tiny 40V Solution	\$3.07
LT3437H	3.3	60	1.25	0.90V _{IN}	0.4	0.5	Internal	200kHz	100	<1	TSSOP-16E	H	60V, $I_{\text{O}} = 100\mu\text{A}$	\$3.00
LT1933H	3.6	36	1.25	0.90V _{IN}	0.6	0.8	Internal	500kHz	1.2mA	<2	ThinSOT, 2×3 DFN-6	H	36V Input	\$2.49
LT3509H	3.7	36	0.8	0.9V_{IN}	0.7 × 2	1.2	Internal	250kHz to 2.5MHz	2.8mA	<1	TBD	H	36V Input, Dual 0.7A Outputs	C.F.
LT1766H	5.5	60	1.2	0.90V _{IN}	1.2	1.5	Internal	200kHz	2.5mA	25	TSSOP-16E	H	Fixed 5V Output Option Available	\$4.70
LT1976H	3.3	60	1.2	0.90V _{IN}	1.2	1.5	Internal	200kHz	100	<1	TSSOP-16E	H	Micropower Operation	\$4.85
LT1936H	3.6	36	1.2	0.87V _{IN}	1.4	1.9	Internal	500kHz	1.9mA	<1	SSOP-36	H	36V Input, 1.9A Switch	\$3.55
LT3508H	3.7	36	0.8	0.87V _{IN}	1.4 × 2	2.0	Internal	250kHz to 2.5MHz	4.6mA	<1	4×4 QFN-24, TSSOP-16E	H	Dual 36V, 1.4A Channels	\$4.27
LT3500H	3.6	40	0.8	0.9V_{IN}	2	2.6	Internal + LDO	250kHz to 2.5MHz	2.5mA	<12	3×3 DFN-12	H	40V, 2A Switcher Plus LDO Controller	\$4.15
LTC3803H-5	4	– ⁽³⁾	0.8	– ⁽³⁾	2 ⁽³⁾	– ⁽³⁾	External	200kHz	350	no spec	ThinSOT-6	H	Flyback Controller with Adjustable Slope Compensation	\$1.63
LT3507H	4	40	0.8	0.9V_{IN}	2.4/1.5/1.5	3	Internal	250kHz to 2.5MHz	2mA	<1	5×7 QFN-38	H	40V Input with Triple Outputs and LDO Controller	C.F.
LTC1772H	2.5	9.8	0.8	V_{IN}	5	N/A	External	550kHz	270	<22	ThinSOT	H	Burst Mode at Light Load; Continuous Operation at Light Load	\$2.36
LTC1778	4	36	0.8	V_{IN}	10 ⁽³⁾	– ⁽³⁾	External	COT	900	<15	SSOP-16	H	Excellent for High V_{IN} to Low V_{OUT} , No R_{SENSE} , Fast Transient Response	\$2.25
LTC1871H	2.5	36	1.23	52	10 ⁽³⁾	– ⁽³⁾	External	50kHz to 1MHz	550	<20	MSOP-10	H	Boost, Flyback and SEPIC Controller	\$3.38
LTC3703H	9.3	100	0.8	0.93V _{IN}	10 ⁽³⁾	– ⁽³⁾	External	100kHz to 600kHz	1.7mA	<50	SSOP-16, TSSOP-28	H	100V Synchronous Switching Regulator Controller	\$3.81
LTC3731H	4	36	0.6	7	60 to 200	N/A	External	250kHz to 600kHz	2.3mA	<100	SSOP-36	H	3 to 12 Phases, 1 to 4 Outputs	\$5.00

† Primary Sort Column

- Notes:
 1. Approximate value. See data sheet for detailed information
 2. Approximately 80% of Switch Current
 3. Depends on external components and design requirements

Part Number	V _{SUPPLY} typ (V)	V _{IN} Min (V)	V _{IN} Max (V)	V _{OUT} Min (V)	V _{OUT} Max (V)	Output Current (A)	Serial Interface	Tracking/Margining	Architecture	Switching Frequency	Package	Features	Price 1K Qty ⁽¹⁾
LTC7510*	5	5	12	0.7	3.6	10	PMBus	yes	Sync PWM Controller	150kHz to 2MHz	5 × 5 QFN-32	Digital Control Loop, Integrated Non-Volatile Memory, Monitors V, I, Frequency, Temp and Faults, PolyPhase Operation Using Multiple LTC7510s	C.F.



* Also see index for the LTC2970 dual digital power monitor and margining controller for DC/DC converters

Note:
1. C.F. = Contact Factory

POWER MANAGEMENT ICs (PMICs)
DC-DC CONVERTERS WITHOUT BATTERY CHARGERS

Part Number	Number of Regulators ⁽¹⁾	Buck(s)	Buck-Boost	LDO(s)	Input Voltage (V)	Interface	Package (mm ²)	Notes	Price 1K Qty ⁽¹⁾
LTC3522	2	200mA	0.3A	-	2.4 to 5.5	-	3×3 QFN-16	Sync Buck-Boost and Buck	\$2.50
LTC3541	2	500mA	-	300mA (VLDO)	2.7 to 5.5	-	3×3 DFN-10	High Efficiency Low Noise Dual	\$1.95
LTC3456	3	250mA × 2	-	1mA always on	2 AA cells, 5, USB	-	4×4 QFN-24	for AA Cells	\$3.95
LTC3445	3	600mA	-	100mA × 2	2.5 to 5.5	I ² C	4×4 QFN-24	Sync Buck with Dual LDOs	\$2.45
LTC3446	3	1A	-	300mA × 2	2.7 to 5.5	-	4×3 DFN-14	Sync Buck with Dual LDOs	\$2.75
LTC3520	3	600mA	1A	1 LDO controller	2.2 to 5.25	-	4×4 QFN-24	Synchronous Dual	\$3.50
LTC3545	3	600mA×3	-	-	2.5 to 5.5	-	3×3 QFN-16	Synchronous Triple	\$3.10
LTC3544	4	300mA, 200mA × 2, 100mA	-	-	2.25 to 5.5	-	3×3 QFN-16	Synchronous Quad	\$2.95

Amps, Refs, Filters, Comp
 Power Management
 Digital Power, PMIC
 Data Conversion
 Interface
 High Frequency
 Reference Material

POWER MANAGEMENT ICs (PMICs)

DC-DC CONVERTERS WITH BATTERY CHARGERS

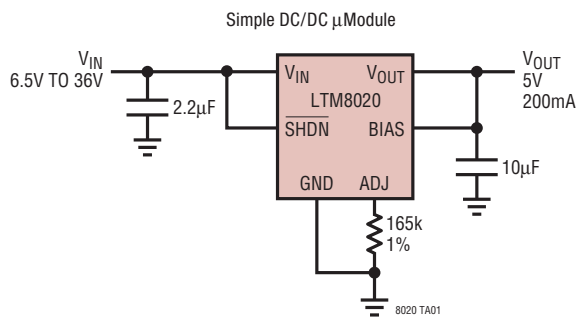

Part Number	Number of Regulators ⁽¹⁾	Buck(s)	Buck-Boost (BB)/ Boost	LDO(s)	Li-Ion/ Polymer Charger	Max Charge Current (A)	PowerPath™ Topology ⁽⁵⁾	Ideal Diode	Input Voltage (V)	Interface	Package (mm ²)	Notes	Price 1K Qty ⁽⁴⁾
LTC4080/X	1	300mA	-	-	linear	0.5	-	-	3.75 to 5.5	-	3×3 DFN-10	/ACPR, "X" Version Disables Trickle Charge	\$1.90
LTC4081	1	300mA	-	-	linear	0.5	-	-	3.75 to 5.5	-	3×3 DFN-10	NTC, No /ACPR Signal	\$1.90
LTC3550/-1	1	600mA	-	-	linear	0.95	-	-	4.3 to 8	-	3×5 DFN-16	Dual Input Battery Charger, Adjustable Output Buck. "-1" Has Fixed 1.875V Output Buck	\$2.00
LTC4089/-1	1	1.2A	-	-	HV buck + linear	1.2 ⁽²⁾	linear	int + ext (opt.)	6 to 36 (40V max), USB	-	3×6 DFN-22	Bat-Track, "-1" Has 4.1V V _{FLOAT}	\$2.95
LTC4089-5	1	1.2A	-	-	HV buck + linear	1.2 ⁽²⁾	linear	int + ext (opt.)	6 to 36 (40V max), USB	-	3×6 DFN-22	DC-DC Provides Fixed 5V Output	\$2.95
LTC4088/-1/-2	1	1.5A	-	-	sync buck + linear	1.2 ⁽²⁾	switching	int + ext (opt.)	4.25 to 5.5	-	3×4 DFN-14	Bat-Track (DC-DC Output = 300mV Above V _{BAT}), "Plain" Version Has 3.3V LDO	\$2.20
LTC4090	1	2A	-	-	HV buck + linear	1.5 ⁽²⁾	linear	int + ext (opt.)	6 to 36 (60V max), USB	-	3×6 DFN-22	Bat-Track	\$3.25
LTC3558	2	400mA	0.4A BB	-	linear	0.95	-	-	5, USB	-	3×3 QFN-20		\$2.35
LTC3559/-1	2	400mA×2	-	-	linear	0.95	-	-	5, USB	-	3×3 QFN-16	"-1" Has 4.1V V _{FLOAT}	\$2.15
LTC3552/-1	2	800mA/400mA	-	-	linear	0.95	-	-	4.25 to 8	-	3×5 DFN-16	Adjustable Output Bucks. "-1" Has Fixed 1.575V and 1.8V Outputs	\$2.30
LTC3566	2	-	1A BB	3.3V, 25mA always on	sync buck + linear	1.5⁽²⁾	switching	int + ext (opt.)	4.25 to 5.5	-	4×4 QFN-24		\$3.85
LTC3567	2	-	1A BB	3.3V, 25mA always on	sync buck + linear	1.5⁽²⁾	switching	int + ext (opt.)	4.25 to 5.5	I²C	4×4 QFN-24		C.F.
LTC3455	3	600mA ⁽³⁾ /400mA	-	Flexible Gain Block for LDO Controller	linear	0.5	linear	-	5, USB, Li-Ion	-	4×4 QFN-24	Hot Swap Output	\$3.95
LTC3556	4	400mA×2	1A BB	3.3V, 25mA always on	sync buck + linear	1.5 ⁽²⁾	switching	int + ext (opt.)	5, USB, Li-Ion	I ² C	4×5 QFN-28	Bat-Track (DC-DC Output = 300mV Above V _{BAT})	\$4.70
LTC3557/-1	4	600mA/400mA×2	-	3.3V, 25mA always on	linear	1.5 ⁽²⁾	linear	int + ext (opt.)	5, USB, Li-Ion, Hi-V 38V max	-	4×4 QFN-28	Bat-Track, "-1" Has 4.1V V _{FLOAT}	\$3.95
LTC3555	4	1A/400mA×2	-	3.3V, 25mA always on	sync buck + linear	1.5 ⁽²⁾	switching	int + ext (opt.)	5, USB, Li-Ion	I ² C	4×5 QFN-24	Bat-Track; "-1" and "-3" Have Enhanced 'Instant-On' Operation, "-1" Has 4.1V V _{FLOAT}	\$4.65
LTC3576	4	1A/400mA×2	-	3.3V, 25mA always on	sync buck + linear	1.5⁽²⁾	switching	int + ext (opt.)	TBD	I²C	4×6 QFN-38	Bat-Track, Bidirectional USB On-The-Go (OTG)	C.F.
LTC3586	5	400mA×2	1A BB, 0.8A Boost	3.3V, 25mA always on	sync buck + linear	1.5⁽²⁾	switching	int + ext (opt.)	5, USB, Li Ion	-	4×6 QFN-38	Bat-Track, Integrated Buck-Boost and Boost Regulators	C.F.

Notes:


1. Excludes the linear regulator of the battery charger
2. The DC-DC converter can provide charge current and system power but the total cannot exceed the max charge current
3. May be increased to 1A with additional components
4. C.F. = Contact Factory
5. Switching PowerPath means a switcher is on the USB input allowing more than 500mA charge current from USB

Part Number	V _{IN} Min (V)	V _{IN} Max (V)	V _{OUT} Min (V)	V _{OUT} Max (V)	† Continuous Output Current (A)	PLL	Track Margin	Remote Sense	Max. ICs Parallel for Current Share	External Components	LGA Package (mm)	Maximum Junction Temperature	Comments	Price 1K Qty ⁽¹⁾
Buck														
LTM8020	4	36	1.25	5	0.2					C _{BULK} ; R to Adjust V _{OUT}	6.25 × 6.25 × 2.3	125°C	Small 6.25×6.25 LGA Package, 2.3mm Height	4.95
LTM8021	3.6	36	0.8	5	0.5					C _{BULK} ; R to Adjust V _{OUT}	8.25 × 11.25 × 2.8	125°C	Cooler Operating Temperature and Smaller than Linear Regulator	5.85
LTM8022	3.6	36	0.8	10	1					C _{BULK} ; R to Adjust V _{OUT}	9 × 11.25 × 2.8	125°C	Pin-Compatible with 2A LTM8023	6.95
LTM8023	3.6	36	0.8	10	2			2		C _{BULK} ; R to Adjust V _{OUT}	9 × 11.25 × 2.8	125°C	Pin-Compatible with 1A LTM8022	7.95
LTM4604	2.375	5.5	0.8	5	4		•		2	C _{BULK} ; R to Adjust V _{OUT}	9 × 15 × 2.3	125°C	Low Profile (2.3mm) Package:	8.50
LTM4602	4.5	20	0.6	5	6				2	C _{BULK} ; R to Adjust V _{OUT}	15 × 15 × 2.8	125°C	Pin-Compatible with 10A LTM4600	11.95
LTM4603	4.5	20	0.6	5	6	•	•	•	4	C _{BULK} ; R to Adjust V _{OUT}	15 × 15 × 2.8	125°C	Pin-Compatible with 12A LTM4601	13.50
LTM4603-1	4.5	20	0.6	5	6	•	•		2	C _{BULK} ; R to Adjust V _{OUT}	15 × 15 × 2.8	125°C	"-1" Does Not Have Remote Sense	12.95
LTM4602HV	4.5	28	0.6	5	6				2	C _{BULK} ; R to Adjust V _{OUT}	16 × 15 × 2.8	125°C	Pin-Compatible with 10A LTM4600/HV	14.58
LTM4603HV	4.5	28	0.6	5	6	•	•	•	4	C _{BULK} ; R to Adjust V _{OUT}	15 × 15 × 2.8	125°C	Pin-Compatible with 12A LTM4601/-1/HV	16.47
LTM4608	2.375	5.5	0.6	5	8	•	•		3	C _{BULK} ; R to Adjust V _{OUT}	9 × 15 × 2.8	125°C	8A in 9×15 LGA Package	11.30
LTM4600	4.5	20	0.6	5	10				2	C _{BULK} ; R to Adjust V _{OUT}	15 × 15 × 2.8	125°C	Pin-Compatible with 6A LTM4602	14.70
LTM4600HV	4.5	28	0.6	5	10				2	C _{BULK} ; R to Adjust V _{OUT}	15 × 15 × 2.8	125°C	Pin-Compatible with 6A LTM4602/HV	18.00
LTM4600HVMP	4.5	28	0.6	5	10				2	C _{BULK} ; R to Adjust V _{OUT}	15 × 15 × 2.8	125°C	Military Plastic; 100% Tested over Temperature, Guaranteed Startup at -55°C	36.95
LTM4601	4.5	20	0.6	5	12	•	•	•	4	C _{BULK} ; R to Adjust V _{OUT}	15 × 15 × 2.8	125°C	Pin-Compatible with 6A LTM4603	16.50
LTM4601-1	4.5	20	0.6	5	12	•	•		2	C _{BULK} ; R to Adjust V _{OUT}	15 × 15 × 2.8	125°C	"-1" Does Not Have Remote Sense	15.95
LTM4601A	4.5	20	0.6	5	12	•	•	•	4	C _{BULK} ; R to Adjust V _{OUT}	15 × 15 × 2.8	125°C	LTM4601 with Extra LGA Pads	C.F.
LTM4601HV	4.5	28	0.6	5	12	•	•	•	4	C _{BULK} ; R to Adjust V _{OUT}	15 × 15 × 2.8	125°C	Pin-Compatible with 6A LTM4603/-1/HV	20.15
LTM4601AHV	4.5	28	0.6	5	12	•	•	•	4	C _{BULK} ; R to Adjust V _{OUT}	15 × 15 × 2.8	125°C	Extra LGA Pads	C.F.
LTM4601AHVMP	4.5	28	0.6	5	12	•	•	•	4	C _{BULK} ; R to Adjust V _{OUT}	15 × 15 × 2.8	125°C	Military Plastic; 100% Tested over Temperature, Guaranteed Startup at -55°C	39.95
Buck-Boost														
LTM4605	4.5	20	0.8	16	5	•			2	Inductor; R _{SENSE} ; C _{BULK} ; R to Adjust V _{OUT}	15 × 15 × 2.8	125°C	94% to 98% Efficiency, External inductor	18.80
LTM4607	4.5	36	0.8	24	5	•			2	Inductor; R _{SENSE} ; C _{BULK} ; R to Adjust V _{OUT}	15 × 15 × 2.8	125°C	94% to 98% Efficiency, External inductor	21.55

Notes:
1. C.F. = Contact Factory



Thermal Performance Analysis



CONDITIONS: 25°C, NO AIR FLOW, NO HEATSINK, NO EXT_{VCC}
LTM4600 12V TO 3.3V AT 10A. TOP VIEW

See www.linear.com/micromodule for Design Support Documents Including:

- App Note 100 - Recommended Land Pad, Assembly and Rework Guidelines
- App Note 103 - Thermal Performance
- App Note 114 - Evaluating the Integrity of LGA Package, 2nd Level Interconnect
- Design Note 411 - Simple and Compact 4-Output Point-of-Load DC/DC μModule System
- Materials Declaration
- Altera and Xilinx Reference Design Support

Amps, Refs, Filters, Comp
 Power Management
 μModule™ DC/DC
 Data Conversion
 Interface
 High Frequency
 Reference Material

CHARGE PUMP DC/DC CONVERTERS

Part Number	V _{IN} Range (V)	Min V _{OUT} (V)	† Max I _{OUT} (mA)	Switching Frequency	I _O (I _{SUPPLY}) (μA)	Shut-Down Current (μA)	Package	Extended Temp Range	Comments	Price 1K Qty
Regulated Charge Pump Converters (Step-Up/Inverting)										
LTC1502-3.3	0.9 to 1.8	3.3	10	500kHz	40	5	MSOP-8, SO-8	I	Quadrupler, Shutdown Disconnects Load	\$1.95
LTC1986	2.6 to 4.4	5/V _{IN}	10	900kHz	14	<1	ThinSOT	E	SIM Power Supply	\$1.45
LTC1517-3.3	2.2 to 4.4	3.3	15	700kHz	6	n/a	ThinSOT	E		\$1.95
LTC1517-5	2.7 to 5	5	20	800kHz	6	n/a	ThinSOT	E		\$1.95
LTC1522	2.7 to 5	5	20	700kHz	6	n/a	MSOP-8, SO-8	I	Shutdown Disconnects Load	\$1.75
LTC1555	2.7 to 10	5	20	650kHz	60	<1	SSOP-16	E, I	SIM Power Supply and Level Translator	\$2.00
LTC1555L	2.6 to 6.6	3/5	20	1MHz	40	<1	SSOP-16	E, I	SIM Power Supply and Level Translator	\$2.00
LTC1555L-1.8	2.6 to 6.6	1.8/3/5	20	1MHz	32	<1	SSOP-16	E, I	SIM Power Supply and Level Translator	\$2.20
LTC1556	2.7 to 10	5	20	650kHz	60	<1	SSOP-20	E, I	SIM Power Supply and Level Translator; Aux 4.3V LDO	\$2.00
LTC1262	5	12	30	300kHz	500	<1	SO-8, DIP-8	I	12V ±5% Out; Good for Flash Memory V _{PP}	\$2.15
LTC1928-5	2.7 to 4.4	5	30	550kHz	190	4	ThinSOT	E	Doubler with Internal LDO Linear Regulator, Low Noise	\$1.76
LTC1754-3.3	2 to 4	3.3	40	600kHz	13	<1	ThinSOT	E	Shutdown Disconnects Load	\$1.45
LTC3204-3.3	1.8 to 4.5	3.3	50	1.2MHz	48	<1	2×2 DFN-6	E	Low Noise, Doubler, 2×2 DFN, Only 3 Externals	\$1.50
LTC3204B-3.3	1.8 to 4.5	3.3	50	1.2MHz	1.25mA	<1	2×2 DFN-6	E	No Burst Mode, Low Noise, Doubler, 2×2 DFN, 3 Externals	\$1.50
LTC1754-5	2.7 to 5.5	5	50	600kHz	13	<1	ThinSOT	E	Shutdown Disconnects Load	\$1.45
LTC1514	2.7 to 10	3/5	50	650kHz	60	10	SO-8	I	Step Up/Down Operation; Low Battery Comparator	\$3.50
LTC1515	2.7 to 10	3.3 or 5	50	650kHz	60	<1	SO-8	I	Step Up/Down Operation; Power on Reset	\$3.50
LTC1516	2 to 5	5	50	600kHz	12	<1	SO-8	I	Doubler/Tripler; High Efficiency	\$3.35
LTC1682	1.8 to 4.4	3.3, 5, Adj.	50	550kHz	150	<1	MSOP-8, SO-8	I	500μV _{PP} Output Noise	\$1.70
LTC1263	5	12	60	300kHz	300	<1	SO-8	I	12V ±5% Out; Good for Flash Memory	\$3.30
LTC1755	2.7 to 6	3/5	60	PFM	60	<1	SSOP-16, SSOP-24	E	Universal Smart Card Interface	\$2.55
LTC1756	2.7 to 6	3/5	60	PFM	60	<1	SSOP-16, SSOP-24	E	Universal Smart Card Interface	\$2.30
LTC3221	1.8 to 5.5	Adjustable	60	600kHz	8	<1	2×2 DFN-6	E	Micropower Charge Pumps with Burst Mode Operation	\$1.60
LTC3221-3.3	1.8 to 4.4	3.3	60	600kHz	8	<1	2×2 DFN-6	E	Micropower Charge Pumps with Burst Mode Operation	\$1.60
LTC3221-5	2.7 to 5.5	5	60	600kHz	8	<1	2×2 DFN-6	E	Micropower Charge Pumps with Burst Mode Operation	\$1.60
LTC1751-3.3	2 to 4.4	3.3	80	800kHz	20	2	MSOP-8	E	Output Disconnect in Shutdown	\$2.25
LTC1751	2 to 5.5	Adjustable	100	PFM	20	2	MSOP-8	E	Output Disconnect in Shutdown	\$2.25
LTC1751-5	2.7 to 5.5	5	100	PFM	20	2	MSOP-8	E	Output Disconnect in Shutdown	\$2.25
LTC1983-3	3 to 5.5	-3	100	900kHz	25	<1	ThinSOT	E	Regulated Inverter	\$1.75
LTC1983-5	2.3 to 5.5	-5	100	900kHz	25	<1	ThinSOT	E	Regulated Inverter	\$1.75
LTC3200	2.7 to 4.5	Adjustable	100	2MHz	3.5mA	<1	MSOP-8	I	Low Noise, Doubler/White LED Driver	\$1.60
LTC3200-5	2.7 to 4.5	5	100	2MHz	3.5mA	<1	ThinSOT	I	Low Noise, Doubler/White LED Driver	\$1.60
LTC3201	2.7 to 4.5	Adjustable	100	1.8MHz	4mA	<1	MSOP-10	E	Ultralow Noise, White LED Driver	\$1.90
LT1054	3.5 to 15	Adjustable	100	25kHz	2.5mA	n/a	DIP-8, SO-8	I	High Voltage/Current, Doubler or Inverter	\$2.65
LT1054L	3.5 to 7	Adjustable	125	25kHz	2.5mA	n/a	SO-8	I	High Voltage/Current, Doubler or Inverter	\$2.00
LTC3202	2.7 to 4.5	Adjustable	125	1.5MHz	2.5mA	<1	3×3 DFN-10, MSOP-10	E	Low Noise, Fractional White LED Driver	\$1.90
LTC3204-5	2.7 to 5.5	5	150	1.2MHz	60	<1	2×2 DFN-6	E	Low Noise, Doubler, 2×2 DFN, Only 3 Externals	\$1.50
LTC3204B-5	2.7 to 5.5	5	150	1.2MHz	3.6mA	<1	2×2 DFN-6	E	No Burst Mode, Low Noise, Doubler, 2×2 DFN, 3 Externals	\$1.50
LTC3203	2.7 to 5.5	Adjustable	500	1MHz	120	<1	3×3 DFN-10	E	Burst Mode	\$2.00
LTC3203B	2.7 to 5.5	Adjustable	500	1MHz	7mA	<1	3×3 DFN-10	E	Constant Frequency at All Loads, Burst Mode Defeated	\$2.00
LTC3203-1	2.7 to 5.5	4.5, 5	500	1MHz	120	<1	3×3 DFN-10	E	Burst Mode	\$2.00
LTC3203B-1	2.7 to 5.5	4.5, 5	500	1MHz	7mA	<1	3×3 DFN-10	E	Constant Frequency at All Loads, Burst Mode Defeated	\$2.00
Regulated Charge Pump Converters (Step-Down)										
LTC1503-1.8	2.4 to 6	1.8	100	600kHz	25	5	MSOP-8, SO-8	I	Shutdown Disconnects Load	\$1.70
LTC1503-2	2.4 to 6	2	100	600kHz	25	5	MSOP-8, SO-8	I	Shutdown Disconnects Load	\$1.75
LTC1911-1.5/1.8	2.7 to 5.5	1.5/1.8	250	1.5MHz	180	10	MSOP-8	E	Low Noise, 70% Efficiency	\$2.34
LTC3250-1.5/1.2	3.1 to 5.5	1.5/1.2	250	1.5MHz	35	<1	ThinSOT	E	Low Noise, 85% Efficiency	\$1.60
LTC3252	2.7 to 5.5	0.9 to 1.6	250 × 2	1MHz-1.6MHz	60	<1	4×3 DFN-12	E	Dual Output Spread Spectrum, Ultralow Noise	\$2.60
LTC3251-1.5/1.2	2.7 to 5.5	0.9 to 1.6, 1.5/1.2	500	1MHz-1.6MHz	9	<1	MSOP-10	E	Spread Spectrum, Ultralow Noise, 2-Phase Operation	\$1.95
Regulated Charge Pump Converters (Buck-Boost)										
LTC3240-2.5	1.8 to 5.5	2.5	150	1.2MHz	65	1	2 × 2 DFN-6	E	Burst Mode Operation	\$1.60
LTC3240-3.3	1.8 to 5.5	3.3	150	1.2MHz	65	1	2 × 2 DFN-6	E	Burst Mode Operation	\$1.60

† Primary Sort Column

Part Number	V _{IN} Range (V)	Min V _{OUT} (V)	† Max I _{OUT} (mA)	Switching Frequency	I _Q (I _{SUPPLY}) (μA)	Shut-Down Current (μA)	Package	Extended Temp Range	Comments	Price 1K Qty
Unregulated Inverting Converters										
LT1026	4 to 10	±2V _{IN}	15	n/a	7mA	n/a	DIP-8, SO-8	I	Dual Supply Generator (+5V to ±10V)	\$2.05
LTC1044	1.5 to 9	-V _{IN}	20	5kHz	200	1.5	SO-8	I	Industry Standard (7660) Charge Pump	\$1.65
LTC1044A	1.5 to 12	-V _{IN}	20	5kHz	200	1.5	SO-8	I	Higher V _{IN} (12V) than LTC1044/7660	\$2.20
LTC1046	1.5 to 6	-V _{IN}	50	20kHz	165	n/a	SO-8	I	Higher Current than LTC1044/7660	\$2.15
LTC1144	2 to 18	-V _{IN}	50	10kHz	1.1mA	8	SO-8	I	High Voltage, Shutdown	\$2.45
LTC660	1.5 to 5.5	-1V _{IN} or 2V _{IN}	100	80kHz	230	n/a	SO-8, DIP-8	I	High Current, +5V to -5V	\$2.75
GaAs FET Bias Converters										
LTC1261	3 to 8	-4, -4.5, Adj.	12	550kHz	600	5	SO-8, SO-14	I	Adjustable Output, Doubler or Tripler	\$1.75
LTC1550	2.7 to 6.5	-2, -2.5, -4.1, Adj.	20	900kHz	4.2mA	<1	SO-8, SSOP-16	I	1mV _{p-p} Ripple, 900kHz, Active High Shutdown	\$1.90
LTC1550L	2.7 to 5.25	-2, -2.5, -4.1, Adj.	20	900kHz	3.5mA	<1	MSOP-8, SO-8, SSOP-16	I	1mV _{p-p} Ripple, 900kHz, Active Low Shutdown	\$1.70
LTC1551	2.7 to 6.5	-2, -2.5, -4.1, Adj.	20	900kHz	4.2mA	<1	SO-8, SSOP-16	I	1mV _{p-p} Ripple, 900kHz, Active High Shutdown	\$1.90
LTC1551L	2.7 to 5.25	-2, -2.5, -4.1, Adj.	20	900kHz	3.5mA	<1	MSOP-8, SO-8, SSOP-16	I	1mV _{p-p} Ripple, 900kHz, Active Low Shutdown	\$1.70
LTC1261L	2.7 to 5.25	-4, -4.5, Adj.	20	650kHz	650	5	MSOP-8, SO-8	I	Adjustable Output, Doubler or Tripler	\$1.70

† Primary Sort Column

BATTERY CHARGERS

Part Number	† Maximum Charge Current (A)	Input Voltage (V)	USB Compatible	Number of Cells (Series)	Type of Charger	Pass Element (MOSFET or BJT)	Package	Charge Termination	Comments and Features	Price 1K Qty ⁽¹⁾
NiMH, NiCd, SLA Battery Chargers										
LT1510-5	1	7 to 29		1 to 12	switching	Internal	SO-8, SSOP-16, SO-16	Microcontroller	500kHz Integrated Switching Frequency for Small Solution	\$4.05
LT1769	2	7 to 29		1 to 12	switching	Internal	TSSOP-20, SSOP-28	Microcontroller	Integrated Switching Charger in Thermally Enhanced Exposed PAD TSSOP-20	\$4.95
LTC4060	2	4.5 to 10		1 to 4	linear	External	DFN-16, TSSOP-16	Delta V, t, T	No Microcontroller or Firmware Required	\$3.70
LT1512/ LT1513	0.75/2	2.4 to 29		1 to 18	switching	Internal	LT1512: SO-8 LT1513: DD and T7	Microcontroller	SEPIC, Input Supply Voltage Can Be Above or Below Battery Voltage	\$3.60
LT1511	3	7 to 29		1 to 12	switching	Internal	SO-24	Microcontroller	Integrated Switching Charger with 4A Internal Switch	\$6.50
LTC4010	4	4.5 to 34		1 to 16	switching	External, Synchronous	TSSOP-16E	-dV, dT/dt, t, T	High Efficiency, Fast Charging	\$4.45
LTC4011	4	4.5 to 34		1 to 16	switching	External, Synchronous	TSSOP-20E	-dV, dT/dt, t, T	High Efficiency, Fast Charging, Integrated Powerpath Control	\$4.60
LTC4008/-1	4	6 to 28		4 to 18	switching	External, Synchronous	SSOP-20	Microcontroller	Small Design, Low Profile Inductors. "-1" Has No Input MOSFET for Isolation of Battery From Input	\$3.70
LTC4009	4	6 to 28	-	1-4 Li, up to 18 Ni	switching	External, Synchronous	4x4 QFN-20	Microcontroller	Multi-Chemistry, External Resistor Sets V_{FLOAT}, V_{OUT} Range: 3V to 28V	C.F.
LTC4009-1/-2	4	6 to 28	-	1-4 Li	switching	External, Synchronous	4x4 QFN-20	Microcontroller	Multi-Chemistry, "-1" has Fixed V_{FLOAT} of 4.1V, 8.2V, 12.3V, 16.4V; "-2" has Fixed V_{FLOAT} of 4.2V, 8.4V, 12.6V, 16.8V	C.F.
LT1505/-1	6	6.7 to 26		1 to 12	switching	External, Synchronous	SSOP-28	Microcontroller	Synchronous Switching Controller, High Efficiency. "-1" Does Not Have Adapter Current Limit Control	\$4.60
LTC1759	6	6.7 to 26		1 to 17	switching	External, Synchronous	SSOP-36	Microcontroller	SMBus Charger with Integrated SMBus Accelerator™	\$5.40
LTC1960	6	6 to 28		1 to 18	switching	External, Synchronous	SSOP-36	Microcontroller	Dual Battery Selector and Charger; Fast Charge; Crisis Management	\$6.95
Li-Ion and Li-Polymer Battery Chargers										
LTC4054L	0.15	4.25 to 6.5		1	linear	Internal	ThinSOT	C/10	Standalone Precision 150mA Charge Current Linear Charger	\$1.40
LTC1734L	0.18	4.55 to 8		1	linear	External	ThinSOT	Microcontroller	Precision 180mA Charge Current Linear Charger	\$1.25
LTC4065L/X	0.25	3.75 to 5.5		1	linear	Internal	2x2 DFN-6	Timer + C/10	2x2 DFN, Precision 250mA Charge Current, For Coin Cells	\$1.10
LTC4080/X*	0.5	3.75 to 5.5	yes	1	linear	Internal	3x3 DFN-10, MSOP-10	Timer + C/10	"Integrated High Efficiency 300mA Sync Buck, AC Present (ACPR) Output, "X" Version Disables Trickle Charge"	\$1.90
LTC4081*	0.5	3.75 to 5.5	yes	1	linear	Internal	3x3 DFN-10	Timer + C/10	NTC Input; Integrated High Efficiency 300mA Sync Buck	\$1.90

† Primary Sort Column

Amps, Refs, Filters, Comp
 Power Management
 CHARGE PUMP DC/DC
 Data Conversion
 Interface
 High Frequency
 Reference Material

BATTERY CHARGERS

Part Number	Maximum Charge Current (A)	Input Voltage (V)	USB Compatible	Number of Cells (Series)	Type of Charger	Pass Element (MOSFET or BJT)	Package	Charge Termination	Comments and Features	Price 1K Qty ⁽¹⁾
LTC4056*	0.7	4.5 to 6.5	yes	1	linear	External	ThinSOT	On-Board Timer	No Charging Interruption Due to Input Voltage Fluctuation	\$1.35
LTC1734	0.7	4.55 to 8	yes	1	linear	External	ThinSOT	Microcontroller	Thinsot Linear Charger; Only Three Components for Complete Solution	\$1.25
LTC4065/-4.4*	0.75	3.75 to 5.5	yes	1	linear	Internal	2x2 DFN-6	Timer + C/10	2x2 DFN with Enable, Standalone, -4.4 Has 4.4V Float Voltage	\$1.05
LTC4065A*	0.75	3.75 to 5.5	yes	1	linear	Internal	2x2 DFN-6	Timer + C/10	2x2 DFN with AC/DC Power Detection, Standalone	\$1.05
LTC4069/-4.4*	0.75	3.75 to 5.5	yes	1	linear	Internal	2x2 DFN-6	Timer + C/10	2x2 DFN with Thermistor Input, Standalone, -4.4 Has 4.4V Float Voltage	\$1.10
LTC4054*	0.8	4.25 to 6.5	yes	1	linear	Internal	ThinSOT	C/10	Fully Integrated, Standalone, Thermal Regulation	\$1.40
LTC4054X*	0.8	4.25 to 6.5	yes	1	linear	Internal	ThinSOT	C/10	High Trickle Charge Current	\$1.40
LTC4057*	0.8	4.25 to 6.5	yes	1	linear	Internal	ThinSOT	Microcontroller	LTC4054 with External Charge Termination Control	\$1.35
LTC4059*	0.9	3.75 to 8	yes	1	linear	Internal	2x2 DFN-6	Microcontroller	2x2 DFN	\$1.35
LTC4059A*	0.9	3.75 to 8	yes	1	linear	Internal	2x2 DFN-6	Microcontroller	2x2 DFN with AC/DC Power Detection	\$1.45
LTC4058*	0.95	4.25 to 6.5	yes	1	linear	Internal	3x3 DFN-8	C/10	Complete, Standalone Linear Charger in DFN Package	\$1.70
LTC4058X*	0.95	4.25 to 6.5	yes	1	linear	Internal	3x3 DFN-8	C/10	High Trickle Charge Current	\$1.70
LTC4068*	0.95	4.25 to 6.5	yes	1	linear	Internal	3x3 DFN-8	C/x	Adjustable Charge Termination Current	\$1.70
LTC4068X*	0.95	4.25 to 6.5	yes	1	linear	Internal	3x3 DFN-8	C/x	High Trickle Charge Current	\$1.70
LTC4075*	0.95	4.3 to 8	yes	1	linear	Internal	3x3 DFN-10	C/x	Dual Input: USB or AC Adapter, USBPWR Status Pin, 650mA USB Compatible	\$1.88
LTC4075X*	0.95	4.3 to 8	yes	1	linear	Internal	3x3 DFN-10	C/x	Dual Input: USB or AC Adapter, No Trickle Charge, USBPWR Status Pin, 650mA USB Compatible	\$1.88
LTC4075HVX*	0.95	4.3 to 5.5 22V abs max	yes	1	linear	Internal	3x3 DFN-10	C/x	22V Abs Max; Dual Input: USB or AC Adapter, No Trickle Charge, USBPWR Status Pin, 650mA USB Compatible	\$2.00
LTC4076*	0.95	4.3 to 8	yes	1	linear	Internal	3x3 DFN-10	C/x	Dual Input: USB or AC Adapter, Hpw Input for Low or High Power USB, 650mA USB Compatible	\$1.88
LTC4077*	0.95	4.3 to 8	yes	1	linear	Internal	3x3 DFN-10	C/10	Dual Input: USB or AC Adapter, Hpw Input for Low or High Power USB, 650mA USB Compatible	\$1.88
LTC4078/X*	0.95	4.3 to 5.5 22V abs max	yes	1	linear	Internal	3x3 DFN-10	C/x	22V Abs Max; Dual Input: USB or AC Adapter, "X" = No Trickle Charge, BATDET Pin, 650mA USB Compatible	\$2.00
LTC3550-1*	0.95	4.3 to 8	yes	1	linear	Internal	5x3 DFN-16	C/x	Dual Input: USB or AC Adapter, No Trickle Charge, Integrated 600mA Synchronous Buck	\$2.00
LTC3550*	0.95	4.3 to 8	yes	1	linear	Internal	5x3 DFN-16	C/x	Dual Input: USB or AC Adapter, No Trickle Charge, Integrated 600mA Sync Buck, Adj Output	\$2.00
LTC3552-1*	0.95	4.25 to 8	yes	1	linear	Internal	5x3 DFN-16	C/x	Integrated 1.8V @ 800mA and 1.575V @ 400mA Dual Synchronous Buck Regulator Outputs	\$2.30
LTC3552*	0.95	4.25 to 8	yes	1	linear	Internal	5x3 DFN-16	C/x	Integrated 1.8V @ 800mA and 1.575V @ 400mA Dual Adj Sync Buck Regulator Outputs	\$2.30
LTC4095*	0.95	4.3 to 5.5	yes	1	linear	Internal	2x2 DFN-8	Timer + C/10	HPWR + SUSP USB Pins, 2x2 DFN-8 w/ NTC, 4 Indicator /CHRG States	\$1.15
LTC4064*	1	4.25 to 6.5	yes	1	linear	Internal	MSOP-10	Timer + C/10	For Battery Backup; 4.0V Float Voltage	\$1.85
LT1510-5	1	6.2 to 29	-	1 to 4	switching	Internal	SO-8, SSOP-16, SO-16	LTC1729	500kHz Integrated Switching Frequency for Small Solution	\$4.05
LTC4061	1	4.5 to 8	yes	1	linear	Internal	3x3 DFN-10	Timer + C/x	Complete, Standalone Linear Charger in DFN Package + Thermistor + AC Present Status	\$1.95
LTC4061-4.4	1	4.5 to 8	yes	1	linear	Internal	3x3 DFN-10	Timer + C/x	Complete, Standalone Linear Charger in DFN Package, for New 4.4V Batteries	\$2.05
LTC4062	1	4.3 to 8	yes	1	linear	Internal	3x3 DFN-10	Timer + C/x	Complete, Standalone Linear Charger in DFN Package + Micropower Comparator	\$1.95
LTC4063	1	4.3 to 8	yes	1	linear	Internal	3x3 DFN-10	Timer + C/x	Complete, Standalone Linear Charger in DFN Package + LDO	\$2.10
LTC4055/-1	1	4.3 to 5.5	yes	1	linear	Internal	4x4 QFN-16	On-Board Timer	USB Power Manager and Battery Charger with Low-loss 200mΩ Ideal Diode; "-1" has 4.1V V _{FLOAT}	\$2.20
LTC4089*	1.2	4.35 to 5.5 USB, 6-36V Wall	yes	1	linear	Internal	6x3 DFN-22	Timer + C/10	USB Power Manager and High Voltage, High Efficiency Charger, Bat-Track	\$2.95
LTC4089-5*	1.2	4.35 to 5.5 USB, 6-36V Wall	yes	1	linear	Internal	6x3 DFN-22	Timer + C/10	USB Power Manager and High Voltage, High Efficiency Charger, Fixed 5V _{OUT}	\$2.95
LTC4089-1*	1.2	4.35 to 5.5 USB, 6-36V Wall	yes	1	linear	Internal	6x3 DFN-22	Timer + C/10	USB Power Manager and High Voltage, High Efficiency Charger, for 4.1V Li-Ion	\$2.95
LTC4096*	1.2	4.25 to 5.5	yes	1	linear	Internal	3x3 DFN-10	C/x	Dual Input: USB or AC Adapter, 950mA USB Compatible	\$1.50
LTC4096X*	1.2	4.25 to 5.5	yes	1	linear	Internal	3x3 DFN-10	C/x	Dual Input: USB or AC Adapter, 950mA USB, ISL6299 Replacement, No Trickle	\$1.50
LTC4097*	1.2	4.25 to 5.5	yes	1	linear	Internal	3x2 DFN-12	C/x	2x3 DFN Package; NTC, Dual Input: USB or AC Adapter, HPWR + SUSP Pins	\$1.50
LTC4053*	1.25	4.25 to 6.5	yes	1	linear	Internal	MSOP-10, 3x3 DFN-10	Timer + C/10	USB Compatible; Complete and Standalone; Thermal Regulation Prevents Overheating	\$1.90
LTC4067*	1.25	4.35 to 5.5	yes	1	linear	Internal	4x3 DFN-12	Timer	13V OVP; USB Power Manager with Optional External Ideal Diode Controller	\$1.70
LTC4052	1.3	4.5 to 10	yes	1	Pulse	Internal	MSOP-10	Timer + C/10	Minimum Heat Dissipation; Current Limit for Safety; Standalone	\$1.85
LTC4066	1.5	4.3 to 5.5	yes	1	linear	Internal	4x4 QFN-24	On-Board Timer	USB Power Manager and Battery Charger with Low-Loss 50mΩ Ideal Diode, "-1" has 4.1V Li-Ion Cell Float Voltage	\$2.30
LTC4088	1.5	4.25 to 5.5	yes	1	linear	Internal	4x3 DFN-14	Timer + C/x	Switching USB PowerPath Manager, Bat-Track, Charge Current Reduces to Maintain 3.6V Output @ Load. Plain Version has 3.3V LDO, "-1" and "-2" Do Not. Default Power-Up State is Off for "-1" and On for "-2"	\$2.20
LTC4098	1.5	4.25 to 5.5	yes	1	Linear	Internal	3x4 UTQFN-20	Timer + C/x	Switching PowerPath, 66V OVP, Up to 38V V _{IN} (60V abs max) with HV Buck, High Efficiency Charger, Bat-Track, Instant-ON Operation	\$2.50

† Primary Sort Column

Part Number	† Maximum Charge Current (A)	Input Voltage (V)	USB Compatible	Number of Cells (Series)	Type of Charger	Pass Element (MOSFET or BJT)	Package	Charge Termination	Comments and Features	Price 1K Qty ⁽¹⁾
LTC4085/-1	1.5	4.35 to 5.5	yes	1	linear	Internal	4×3 DFN-14	Timer + C/10	USB Power Manager and Charger, Optional External Ideal Diode Controller. "-1" Has 4.1V Float Voltage	\$1.65
LTC1733	1.5	4.5 to 6.5	yes	1	linear	Internal	MSOP-10E	Timer + C/10	Thermal Regulation for No Overheating; Integrated MOSFET, R _{SENSE} , Diode; Standalone; Thermistor Interface	\$2.35
LTC4090/-5	1.5	4.35 to 5.5 USB, 6-36V wall		1	linear	Internal	3×6 DFN-22	timer + C/10	High Voltage, High Efficiency Charger, Bat-Track, Instant-ON Operation, 60V Abs Max V _{IN} ; "-5" Version has Fixed 5V Output Without Bat-Track	\$3.25
LT1571	1.5	6.2 to 27		1, 2, adj.	switching	Internal	SSOP-16, SSOP-28	LTC1729	Integrated Switching Charger with C/10 Detection/Indicator	\$3.95
LTC4001	2	4.0 to 5.5		1	switching	Internal	4×4 QFN-16	Timer + C/x	Integrated R _{SENSE} , Small Inductor, Synchronous, High Efficiency	\$2.20
LTC4050	2	4.5 to 12		1	linear	External	MSOP-10	Timer + C/10	LTC1732 + Thermistor Interface	\$2.25
LTC1731	2	4.5 to 12		1,2	linear	External	MSOP-8, SO-8	Timer + C/10	Standalone Linear Charger	\$1.55
LTC1732	2	4.5 to 12		1,2	linear	External	MSOP-10	Timer + C/10	Standalone Linear Charger with AC Adapter Detection	\$2.15
LT1769	2	7 to 29		1 to 4	switching	Internal	SSOP-28, TSSOP-20	LTC1729	Integrated Switching Charger in Thermally Enhanced Exposed Pad, 20-Lead SSOP	\$4.95
LT1512	0.8	2.4 to 29	-	1 to 6	switching	Internal	SO-8	Microcontroller	Input Supply Voltage Can Be Above or Below Battery Voltage	\$3.75
LT1513	1.6	2.4 to 29	-	1 to 6	switching	Internal	DD, TO-220	Microcontroller	Input Supply Voltage Can Be Above or Below Battery Voltage	\$4.00
LT1511	3	7 to 29		1 to 4	switching	Internal	SO-24	LTC1729	Integrated Switching Charger with 4A Internal Switch	\$6.50
LTC4002	3	4.7 to 24		1, 2	switching	External	3×3 DFN-10, SO-8	On-Board Timer	Charges 1- or 2-cell Li-Ion Battery From High V _{IN}	\$1.80
LTC4006	4	6 to 28		2 to 4	switching	External, Synchronous	SSOP-16	Timer + C/10	Small IC, Standalone	\$3.60
LTC4007/-1	4	6 to 28	-	3 to 4	Switching	External, Synchronous	SSOP-24 (Plain), 4×5 QFN-24 ("-1")	Timer + C/10	Full-Featured, Standalone Operation, Auto-Restart Enabled. "-1" Has Auto-Restart Disabled	\$3.80
LTC4008	4	6 to 28		2 to 6	switching	External, Synchronous	SSOP-20	Microcontroller	Multi-Chemistry Charger, μC for Termination	\$3.70
LT1505	6	6.7 to 26		1 to 4	switching	External, Synchronous	SSOP-28	Microcontroller	Synchronous Switching Controller for High Current, High Efficiency with Adapter Current Limit	\$4.60
Buck/Boost Battery Chargers										
LTC1980	2	4.1 to 12		1, 2	switching	External	SSOP-24	Timer + C/10	Combination Battery Charger and System DC/DC Converter	\$3.75
LT1512	0.8	2.4 to 29	-	1 to 6	switching	Internal	SO-8	LTC1729	Input Supply Voltage Can Be Above or Below Battery Voltage	\$3.75
LT1513	1.6	2.4 to 29	-	1 to 6	switching	Internal	DD, TO-220	LTC1729	Input Supply Voltage Can Be Above or Below Battery Voltage	\$4.00
SMBus, I²C, SPI Controlled Battery Chargers										
LTC4110	3	6 to 20	-	1-4 Li, up to 10 Ni, up to 6 SLA	switching	External, Synchronous	5×7 QFN-38	C/10, Timer, Microcontroller	Backup Smart/Standard Battery System Manager, Battery Charger and Calibrator, I²C/SMBus Interface, Shutdown. V_{BAT} Voltage Range: 3.5V to 18V; Flyback Topology	\$9.25
LTC1960	4	6 to 28		1 to 6	switching	External, Synchronous	SSOP-36, 5×7 QFN-38	Microcontroller	Dual Battery Selector and Charger; Fast Charge; Crisis Management; SPI Interface	\$6.95
LTC1760	4	6 to 28		2 to 6	switching	External, Synchronous	TSSOP-48	Standalone or Microcontroller	Dual Battery Selector and Charger; Crisis Management; SMBus V. 1.1, Level 2 Charger; Operates with or without Host Microcontroller	\$7.95
LTC4100	4	6 to 28		2 to 6	switching	External, Synchronous	SSOP-24	Standalone or Microcontroller	SMBus V. 1.1, Level 2 Charger; Operates with or without Host Microcontroller	\$5.00
LTC4101	4	6 to 28		1	switching	External, Synchronous	SSOP-24	Standalone or Microcontroller	3.0V to 5.5V Battery Voltage, Optimized for 1-Cell Li or 3-4 Cell Ni, SMBus V. 1.1, Level 2 Charger; Operates with or without Host Microcontroller	\$5.00
LTC1759	8	6.7 to 26		1 to 4	switching	External, Synchronous	SSOP-36	Microcontroller	SMBus Charger with Integrated SMBus Accelerator	\$5.40

† Primary Sort Column

Notes:

1. C.F. = Contact Factory

*USB Compatible

Amps, Refs, Filters, Comp
 Power Management
 BATTERY CHARGERS
 Data Conversion
 Interface
 High Frequency
 Reference Material

BATTERY CHARGER PowerPath™ MANAGERS

Part Number	† Maximum Charge Current (A)	USB Compatible	Power Manager Topology	Input Voltage (V)	Number of Cells (Series)	Charger Topology	Pass Element (MOSFET or BJT)	Package	Charge Termination	Comments	Price 1K Qty
Li-Ion and Li-Polymer Battery Chargers											
LTC4055	1	yes	linear	4.3 to 5.5	1	linear	Internal	4×4 QFN-16	On-Board Timer	Integrated 200mΩ Ideal Diode; "-1" Version has 4.1V V _{FLOAT}	\$2.20
LTC4089	1.2	yes	linear	4.35 to 5.5 USB, 6-36V wall	1	linear	Internal	3×6 DFN-22	Timer + C/10	40V V _{IN} Abs Max, High Efficiency Charger, Bat-Track, 4.2V V _{FLOAT} , Instant-On Operation	\$2.95
LTC4089-1/-5	1.2	yes	linear	4.35 to 5.5 USB, 6-36V wall	1	linear	Internal	3×6 DFN-22	Timer + C/10	5V Output, 40V V _{IN} Abs Max, High Efficiency Charger; Instant-ON Operation; "-1" for 4.1V Li-Ion, "-5" for 4.2V Li-Ion	\$2.95
LTC4067	1.25	yes	linear	4.35 to 5.5	1	linear	Internal	3×4 DFN-14	On-Board Timer	13V OVP; Integrated 200mΩ Ideal Diode w/ 50mΩ Optional External Ideal Diode Controller	\$1.70
LTC4088/-1/-2	1.5	yes	switching	4.25 to 5.5	1	linear	Internal	3×4 DFN-14	Timer + C/x	Switching USB PowerPath Manager, Synchronous Buck, Bat-Track, Charge Current Reduces to Maintain 3.6V Output @ Load. Plain Version has 3.3V LDO While "-1" and "-2" Do Not. Power-Up Charger State is Off for "-1" and On for "-2".	\$2.20
LTC4098	1.5	yes	switching	4.35 to 5.5 USB	1	linear	Internal	3×4 UTQFN-20	Timer + C/x	66V OVP, Up to 38V V _{IN} (60V abs max) with HV Buck, High Efficiency Charger, Bat-Track, Instant-ON Operation	\$2.50
LTC4090/-5	1.5	yes	linear	4.35 to 5.5 USB, 6-36V wall	1	linear	Internal	3×6 DFN-22	Timer + C/10	60V V _{IN} Abs Max, High Efficiency Charger, Bat-Track, Instant-ON Operation, "-5" has 5V Output and No Bat-Track	\$3.25
LTC4066/-1	1.5	yes	linear	4.3 to 5.5	1	linear	Internal	4×4 UTQFN-24, 4×4 QFN-24	On-Board Timer	Integrated Low-Loss 50mΩ Ideal Diode; "-1" has 4.1V V _{FLOAT}	\$2.30
LTC4085/-1	1.5	yes	linear	4.35 to 5.5	1	linear	Internal	3×4 DFN-14	On-Board Timer	Integrated 200mΩ Ideal Diode w/ 50mΩ Optional External Ideal Diode Controller; "-1" has 4.1V V _{FLOAT}	\$1.65

* USB Compatible

BATTERY CHARGER MULTI-FUNCTION PMICs

Part Number	† Number of Regulators ⁽¹⁾	Buck(s)	Buck-Boost (BB)/Boost	LDO(s)	Li-Ion/Polymer Charger	Max Charge Current (A)	PowerPath™ Topology	Ideal Diode	Input Voltage (V)	Interface	Package (mm ²)	Notes	Price 1K Qty
LTC4088	1	1.2A	-	-	sync buck + linear	1.5 ⁽²⁾	switching	int + ext (opt.)	4.25 to 5.5	-	3×4 DFN-14	Bat-Track (DC-DC Output = 300mV Above V _{BAT}), 38V Buck Interface, 3.3V LDO	\$2.20
LTC4088-1	1	1.2A	-	-	sync buck + linear	1.5 ⁽²⁾	switching	int + ext (opt.)	4.25 to 5.5	-	3×4 DFN-14	Bat-Track, No 3.3V LDO, Charger Disabled at Power-Up	\$2.20
LTC4088-2	1	1.2A	-	-	sync buck + linear	1.5 ⁽²⁾	switching	int + ext (opt.)	4.25 to 5.5	-	3×4 DFN-14	Bat-Track, No 3.3V LDO, Charger Enabled at Power-Up	\$2.20
LTC4089	1	1.2A	-	-	HV buck + linear	1.2 ⁽²⁾	linear	int + ext (opt.)	6 to 36 (40V max), USB	-	3×6 DFN-22	4.2V Li-Ion, Bat-Track	\$2.95
LTC4089-5	1	1.2A	-	-	HV buck + linear	1.2 ⁽²⁾	linear	int + ext (opt.)	6 to 36 (40V max), USB	-	3×6 DFN-22	4.2V Li-Ion, DC-DC Provides Fixed 5V Output	\$2.95
LTC4089-1	1	1.2A	-	-	HV buck + linear	1.2 ⁽²⁾	linear	int + ext (opt.)	6 to 36 (40V max), USB	-	3×6 DFN-22	4.1V Li-Ion, DC-DC Provides Fixed 5V Output	\$2.95
LTC4090	1	1.2A	-	-	HV buck + linear	1.2 ⁽²⁾	linear	int + ext (opt.)	6 to 36 (60V max), USB	-	3×6 DFN-22	60V V _{IN} Abs Max, Bat-Track	\$3.25
LTC3550	1	600mA	-	-	linear	0.95	-	-	4.3 to 8	-	3×5 DFN-16	Dual Input Battery Charger, Adjustable Output Buck	\$2.00
LTC3550-1	1	600mA	-	-	linear	0.95	-	-	4.3 to 8	-	3×5 DFN-16	Dual Input Battery Charger, Fixed Output Buck: 1.875V	\$2.00
LTC3552/-1	2	400mA, 800mA	-	-	linear	0.95	-	-	4.25 to 8	-	3×5 DFN-16	Adjustable Output Bucks. "-1" has Fixed Output Bucks (1.575V and 1.8V)	\$2.30
LTC3559/-1	2	400mA×2	-	-	linear	0.95	-	-	5, USB	-	3×3 QFN-16	"-1" Has 4.1V V _{FLOAT}	\$2.15
LTC3558	2	400mA	0.4A BB	-	linear	0.95	-	-	5, USB	-	3×3 QFN-20		\$2.35
LTC3566	2	-	1A BB	3.3V, 25mA always on	sync buck + linear	1.5 ⁽²⁾	switching	int + ext (opt.)	4.25 to 5.5	-	4×4 QFN-24		\$3.85
LTC3567	2	-	1A BB	3.3V, 25mA always on	sync buck + linear	1.5 ⁽²⁾	switching	int + ext (opt.)	4.25 to 5.5	I ² C	4×4 QFN-24		C.F.
LTC3455	3	400mA, 600mA(3)	-	Flexible Gain Block for LDO Controller	linear	0.5	linear	-	5, USB, Li-Ion	-	4×4 QFN-24	Hot Swap Output	\$3.95
LTC3555	4	1A, 400mA×2	-	3.3V, 25mA always on	sync buck + linear	1.5 ⁽²⁾	switching	int + ext (opt.)	5, USB, Li-Ion	I ² C	4×5 QFN-24	Bat-Track	\$4.65
LTC3557/-1	4	600mA, 400mA×2	-	3.3V, 25mA always on	linear	1.5 ⁽²⁾	linear	int + ext (opt.)	5, USB, Li-Ion, Hi-V 38V max	-	4×4 QFN-28	Bat-Track (DC-DC Output = 300mV Above V _{BAT}), 38V Buck Interface; "-1" Has 4.1V V _{FLOAT}	\$3.95
LTC3556	4	400mA×2	1A BB	3.3V, 25mA always on	sync buck + linear	1.5 ⁽²⁾	switching	int + ext (opt.)	5, USB, Li-Ion	I ² C	4×5 QFN-28	Bat-Track	\$4.80
LTC3576	4	400mA×2, 1A	-	3.3V, 25mA always on	sync buck + linear	1.5 ⁽²⁾	switching	int + ext (opt.)	TBD	I ² C	4×6 QFN-38	Bat-Track; Bidirectional USB On-The-Go (OTG)	C.F.
LTC3586	5	400mA×2	1A BB, 0.8A Boost	3.3V, 25mA always on	sync buck + linear	1.5 ⁽²⁾	switching	int + ext (opt.)	5, USB, Li Ion	-	4×6 QFN-38	Bat-Track, Integrated Buck-Boost and Boost Regulators	C.F.

† Primary Sort Column

Notes:

1. Excludes the regulator of the battery charger
2. The DC-DC converter can provide charge current and system power but the total cannot exceed the max charge current
3. May be increased to 1A with additional components

Part Number	Basic Function	Package	Comments and Features	Price 1K Qty
LTC4411	2.6A PowerPath Control IC w/ Internal P-FET	ThinSOT	Integrated Switch: Replaces Power Supply OR'ing Diodes w/High Efficiency Solution	\$1.60
LTC4413	Dual 2.6A PowerPath Control IC w/ Internal P-FETs	3×3 DFN-10	Integrated Switches.	\$2.13
LTC4412	5A PowerPath Controller for P-FETs	ThinSOT	Replaces Power Supply OR'ing Diodes; Higher Efficiency; Simplifies Load Sharing With Multiple Batteries; External MOSFET. HV Version Features V_{IN} up to 36V and -40°C to 125°C Operation.	\$1.30
LTC4412HV	Rugged 5A PowerPath Controller for P-FETs	ThinSOT	Rugged Version of the LTC4412, V_{IN} Up to 36V, Guaranteed Operatoin From -40°C to 125°C	\$1.30
LTC1473L	Dual 6A PowerPath Controller for N-FETs	SSOP-16	PowerPath Management for Multiple DC Sources, 3.3V to 10V Input, All N-Channel MOSFETs for Low Loss	\$3.55
LTC4416	Dual 75A PowerPath Controller for P-FETs	MSOP-10	-40°C to 125°C, High Gate Drive for Large P-FETs, "-1" Version has Fast-Off Feature	\$2.45
LTC4414	36V 75A PowerPath Controller for Large P-FETs	MSOP-8	Higher Gate Drive vs. LTC4412; Faster Gate Turn-On/Off Times	\$1.85
LTC4150	Coulomb Counter	MSOP-10	Indicates Charge Quantity and Polarity; 2.7V to 8.5V Operation;	\$1.50
LTC4410	USB Power Manager	ThinSOT	Allows Faster Charging from USB Port and Complies with USB Spec.	\$1.20
LTC1729	Li-Ion Battery Charger Termination Controller	MSOP-8, SO-8	Operates with All LTC Switching Chargers; Built-In 3-Hour Time-Out Termination; C/10 Detection with Status Indicator	\$2.70
LTC1998	Programmable Low Battery Voltage Detector	ThinSOT	Precision 1% Trip Voltage; Adjustable Trip Voltage and Hysteresis; 2.5µA Supply Current	\$0.95
LTC1325	Microprocessor-Controlled Battery Mgmt System	SO-18	Fast Charge NiCd, NiMH, Li-Ion or Lead-Acid Batteries Under µP Control	\$7.25
LT6700-1/2/3	Battery Monitoring Building Blocks	ThinSOT	Micropower Dual Comparators with 400mV Reference, 1.4V to 18V	\$1.90
LTC1440	Battery Monitoring Building Blocks	MSOP-8, SO-8, PDIP-8, 3×3 DFN-8	Ultralow Power Comparator with Reference	\$1.45
LTC1540	Battery Monitoring Building Blocks	DIP-8, SO-8	Dual Ultralow Power Comparators with Reference	\$1.80
LTC1441/2	Battery Monitoring Building Blocks	DIP-16, SO-16	Quad Ultralow Power Comparators with Reference	\$2.45
LTC1842/3	Battery Monitoring Building Blocks	MSOP-8, SO-8, 3×3 DFN-8	Combined Amplifier, Comparator and Reference	\$1.50
LTC1443/4/5	Battery Monitoring Building Blocks	DIP-16, SO-16	Quad Ultralow Power Comparators with Reference	\$2.45
LTC1541/2	Battery Monitoring Building Blocks	MSOP-8, SO-8, 3×3 DFN-8	Combined Amplifier, Comparator and Reference	\$1.50

4.1V/4.0V Li-Ion BATTERY CHARGERS

Part Number	Number of Cells	† Max Charge Current (A)	Battery Charger Type	USB Compatible	Interface to High Voltage Buck	PowerPath™ Control	Integrated DC-DC Converters ⁽¹⁾	Input Voltage (V)	Package (mm)	Notes	Price 1K Qty
LTC1734-4.1	1	0.7	linear	yes	-	-	-	4.55 to 8	ThinSOT		\$1.25
LTC3559-1	1	0.95	linear	yes	-	-	1 Buck-Boost, 1 Buck	4.3 to 5.5	3×3 QFN-20	400mA Sync Buck-Boost, 400mA Sync Buck	\$3.95
LTC4055-1	1	1	linear	yes	-	yes	-	4.3 to 5.5	4×4 QFN-24	Integrated 200mΩ Ideal Diode	\$2.30
LTC4064 (4.0V)	1	1	linear	yes	-	-	-	4.25 to 6.5	MSOP-10	4.0V Float Voltage	\$1.85
LTC4089-1	1	1.2	linear	yes	-	yes	-	6 to 36	3×6 DFN-22	High Voltage Charger, 1.2A Buck Precedes Linear Charger for High Efficiency, Bat-Track	\$2.95
LTC1733	1	1.5	linear	yes	-	-	-	4.5 to 6.5	MSOP, E-10		\$2.35
LTC4066-1	1	1.5	linear	yes	-	yes	-	4.3 to 5.5	4×4 QFN-24	Integrated 50mΩ Ideal Diode	\$2.30
LTC4085-1	1	1.5	linear	yes	-	yes	-	4.35 to 5.5	3×4 DFN-14	Integrated 200mΩ Ideal Diode with Optional External Ideal Diode	\$1.65
LTC3557-1	1	1.5	linear	yes	yes	yes	3 Bucks, 1 LDO	4.35 to 5.5	4×5 QFN-28	3 Bucks (0.6A, 0.4A×2), 25mA Always-ON LDO, Interfaces to HV (8V to 38V) Buck for Efficient Charging	\$3.95
LTC1731-4.1	1,2	2	linear	-	-	-	-	4.5 to 12	MSOP-8, SO-8	External R_{SENSE}	\$1.55
LTC1732-4	1,2	2	linear	-	-	-	-	4.5 to 12	MSOP-10	External R_{SENSE} , AC Present Status Pin	\$2.15
LTC4050	1	2	linear	-	-	-	-	4.5 to 12	MSOP-10	Thermistor Interface	\$2.25
LTC4001-1	1	2	switchmode	-	-	-	-	4 to 5.5	4×4 QFN-16	Synchronous, Integrated R_{SENSE}	\$2.20
LTC1980	1,2	2	switchmode	-	-	-	-	4.1 to 12	SSOP-24	Buck-Boost, Combination Charger and DC-Dc Converter	\$3.75
LTC4007/-1	3,4	4	switchmode	-	-	-	-	6 to 28	SSOP-24	Synchronous, NTC Thermistor Input, Full-Featured	\$3.80
LTC4100	2-6	4	switchmode	-	-	-	-	6 to 28	SSOP-24	Smart Charger, SMBus v 1.1, Level 2 Charger	\$5.00
LTC4101	1	4	switchmode	-	-	-	-	6 to 28	SSOP-24	Smart Charger, SMBus v 1.1, Level 2 Charger, Optimized for 1-Cell Li-Ion/Polymer or 3-4 cell Ni	\$5.00
LTC4008	2-6	4	switchmode	-	-	-	-	6 to 28	SSOP-20	Multi-Chemistry, Needs UC for Charge Termination	\$3.70
LTC1960	1-6	4	switchmode	-	-	-	-	6 to 28	SSOP-36, 5×7 QFN-38	Dual Smart Battery Selector and Charger; SPI Interface	\$3.70
LTC1760	2-6	4	Switchmode	-	-	-	-	6 to 28	TSSOP-48	Dual Smart Battery Selector and Charger; SMBus v1.1; Operates with or without uC	\$3.70

† Primary Sort Column

Note: 1. Excludes DC-DC converters used for battery charging

Amps, Refs, Filters, Comp
 Power Management
 Data Conversion
 Interface
 High Frequency
 Reference Material

BATTERY MGMT 4.1V/4.0V Li-Ion

PowerPath™ AND IDEAL DIODE-OR CONTROLLERS

Part Number	Input Supply Range	† Typical Current Capability	External FET	Supply for FET Gate Drive	Comments	Ext. Temp.	Package	Price 1K Qty
P-Channel FET								
LTC4411	2.6 to 5.5	≤2.6A	single	n/a	Dual, One Integrated Switch, One External Switch	E	ThinSOT	\$1.60
LTC4413	2.5 to 5.5	≤2.6A	dual	n/a	Dual, Two Internal Switches	E	3×3 DFN-10	\$2.15
LTC4413-1/-2	2.5 to 5.5	≤2.6A	dual	n/a	Dual, Two Internal Switches, Faster Version of LTC4413, "-2" Version has 13V (max) OVP	E	3×3 DFN-10	\$2.15
LTC4412	2.5 to 28	≤5A	single	n/a	Dual, Two External Switches	E, I	ThinSOT	\$1.30
LTC4412HV	2.5 to 36	≤5A	single	n/a	-40°C to 125°C, High Input Voltage	I	ThinSOT	\$1.70
LTC2952	2.7 to 28	>5A ⁽¹⁾	dual	n/a	PowerPath Controller with Pushbutton Interface	I	TSSOP-20, 4×4 QFN-20	\$2.95
LTC4414	3 to 36	≤5-75A ⁽¹⁾	single	n/a	-40°C to 125°C, High Gate Drive for Large PFETs, Load Current up to 75A	E, I	MSOP-8	\$1.85
LTC4416	3 to 36	≤5-75A ⁽¹⁾	dual	n/a	Dual, -40°C to 125°C, High Gate Drive for Large PFETs, "-1" Version has Fast-Off Feature	E, I	MSOP-10	\$2.45
N-Channel FET								
LTC1473	4.75 to 30	≤5A	dual	On-Board Boost Regulator	Dual, Battery and AC Wall Adapter Input Power Sources ("L" Version has 3.3V to 10V V _{IN})	I	SSOP-16	\$3.55
LTC1479	6 to 28	≤5A	triple	On-Board Boost Regulator	Triple PowerPath Controller for Dual Battery Systems and Wall Adapter	I	SSOP-36	\$7.05
LTC4350	1.5 to 12	>5A ⁽¹⁾	single	Charge Pump	Single Hot Swappable Load Current Sharing Controller, Shared Bus for N+1 Redundant Supplies	I	SSOP-16	\$4.25
LT4351	1.2 to 18	>5A ⁽¹⁾	single	On-Board Boost Regulator	Single Fast Switch-Over, High Gate Drive	I	MSOP-10	\$2.50
LTC4354	-4.5 to -80	>5A ⁽¹⁾	dual	n/a	Negative Voltage Diode-OR Controller and Monitor	I	SO-8, 3×2 DFN-8	\$1.95
LTC4355	9 to 80	>5A ⁽¹⁾	dual	n/a	Positive High Voltage Ideal Diode-OR and Monitor	I	SO-16, 4×3 DFN-14	\$2.50
LTC4357	9 to 80	>5A ⁽¹⁾	single	n/a	Positive High Voltage Ideal Diode Controller	I	MSOP-8, 2×3 DFN-6	\$1.70

† Primary Sort Column

Note:

1. Depends on external FET

HIGH SIDE SWITCHES AND MOSFET DRIVERS

Part Number	Function	V _{IN} Range (V)	V _{IN} Max (V)	Packages	Extended Temp Range	Comments	Price 1K Qty
Single							
LTC1693-5	P-Channel MOSFET Driver	4.5 to 13	14	MSOP-8	I	1.5A Peak Output Current	\$1.70
LTC1693-3	N-Channel MOSFET Driver	4.5 to 13	14	MSOP-8	I	1.5A Peak Output Current; Selectable Output Polarity	\$1.70
LTC4441	N-Channel MOSFET Driver	5	25	MSOP-10, SO-8	E, I	6A Peak Output Current; Adjustable Gate Drive 5V to 8V; Adjustable Blanking Ignores Ringing	\$1.70
LTC1981	N-Channel MOSFET Driver	1.8 to 5.5	7.5	TSOT	E	Ultralow Power; Small	\$1.20
LTC1154	N-Channel MOSFET Driver	4.5 to 18	22	SO-8, DIP-8	H	Short Circuit Protection	\$1.80
LTC4440	High Speed, High Voltage High Side MOSFET Driver	6.5 to 80	100	MSOP-8E, TSOT	E	1.5A Pull-Down, 2.4A Pull-Up Drivers	\$1.75
LTC4440-5	High Speed, High Voltage High Side MOSFET Driver	3.2 to 60	80	MSOP-8E, TSOT	E	4V to 15V MOSFET Gate Drive for 5V Logic Level FETs	\$1.75
LT1910	Protected High Side MOSFET Driver	8 to 48	60	SO-8	E	-15V to 60V Transient Protected; Quad Driver: LT1161	\$2.05
LTC1477	Protected High Side MOSFET Driver	2.7 to 6	7	SO-8, SO-16		Good for Subsystem Power Switches	\$3.35
Dual							
LTC1693-1	Dual MOSFET Driver	4.5 to 13	14	SO-8	I	Two Noninverting Drivers; 1.5A Peak Output Current	\$1.60
LTC1693-2	Dual MOSFET Driver	4.5 to 13	14	SO-8	I	One Inverting, One Noninverting Driver; 1.5A Peak Output Current	\$1.60
LTC1982	Dual N-Channel MOSFET Driver	1.8 to 5.5	7.5	TSOT	E	Ultralow Power; Small	\$1.50
LTC1255	Dual High Side MOSFET Driver	9 to 24	30	SO-8, DIP-8	I	Good for 24V Automotive Operation	\$2.90
LTC1155	Dual High Side MOSFET Driver	4.5 to 18	22	SO-8, DIP-8	I	Dual Version of LTC1154	\$2.90
LTC1478	Dual Protected High Side Switches	2.7 to 6	7	SO-8, SO-16		Good for Subsystem Power Switches	\$5.30
LTC1623	Dual SMBus Switch Driver	2.7 to 6	5.5	MSOP-8, SO-8	I	Control Up to 16 Peripherals on Same Bus	\$1.60
LTC1710	Dual SMBus Switches	2.7 to 6	5.5	MSOP-8, SO-8	I	Control Up to 6 Peripherals on Same Bus	\$2.75
LTC1157	Dual 3.3V High Side Driver	2.7 to 7	7	SO-8, DIP-8		3.3V or 5V Operation, Low Cost	\$2.45
Triple							
LTC1163	Triple High Side Driver	1.8 to 6	6	SO-8, DIP-8		Good for 2 Cell Battery Management	\$2.70
LTC1165	Triple High Side Driver	1.8 to 6	6	SO-8, DIP-8		Operates from 2 Cells, P-Channel Replacement	\$2.70
Quad							
LT1161	Quad High Side Driver	8 to 48	60	SO-20, DIP-20	I	Short Circuit Protection with Restart Timers; Single Driver: LT1910	\$3.20
LTC1156	Quad High Side Driver	4.5 to 18	22	SO-16, DIP-8		Quad Version of LTC1154	\$4.75
Circuit Breaker/Overvoltage Protection							
LTC1153	Electronic Circuit Breaker	4.5 to 18	22	SO-8, DIP-8	I	Programmable Trip, Reset, Current Level	\$2.05
LTC1696	Overvoltage Protection Controller	2.7 to 27	28	TSOT	E	Gate Drive for SCR Crowbar or MOSFET; Monitors Two Output Voltages	\$1.70

MS-8, MS-10 = MSOP; SSOPN = Narrow SSOP; SSOPW = Wide SSOP; SOW = Wide SO

Part Number	Function	V _{IN} Range (V)	V _{IN} Max (V)	Packages	Extended Temp Range	Comments	Price 1K Qty
Synchronous MOSFET Drivers							
LTC4443	N-Channel Synchronous Driver	6 to 9	38	3×3 DFN-12	E, I	Synchronous Step-Down or Step-Up Applications. "-1" has Higher Gate Driver UVLO	\$1.35
LTC4442	N-Channel Synchronous Driver	6 to 9	38	MSOP-8E	E, I	For Synchronous Step-Down/Step-Up Applications. "-1" has Higher Gate Driver UVLO	\$1.25
LTC4444	High Voltage N-Channel Synchronous Driver	7.2 to 13.5	100	MSOP-8E	E, I	For Synchronous Step-Down, Step-Up or Buck-Boost Applications	\$1.69

PCMCIA SWITCHES AND SWITCH DRIVERS

Part Number	Function	V _{IN} Min (V)	V _{IN} Max (V)	Packages	Comments	Price 1K Qty
LT1313	Dual V _{PP} Driver/Regulator	13	20	SO-16	Useful with Overwinding	\$3.10
LT1314	V _{PP} + V _{CC} Switch Matrix	4.5	5.5	SO-14	Internal Drivers for V _{CC} MOSFETs	\$2.30
LT1315	Dual V _{PP} + V _{CC} Switch Matrix	4.5	5.5	SSOP-24	Internal Drivers for V _{CC} MOSFETs	\$3.30
LTC1470	5V/3.3V V _{CC} Switch Matrix	4.75/2.7	5.25/3.6	SO-8	Fully Integrated V _{CC} Switch with SafeSlot Protection	\$2.45
LTC1471	Dual 5V/3.3V V _{PP} Matrix	4.75/2.7	5.25/3.6	SO-16	Fully Integrated V _{CC} Switch with SafeSlot Protection	\$4.10
LTC1472	Single V _{PP} + V _{CC} Matrix	4.75/2.7	5.25/3.6	SO-16	Switch Matrix with SafeSlot Protection	\$3.40

BRIDGE DRIVERS

Part Number	Function	V _{IN} Min (V)	V _{IN} Max (V)	Packages	Extended Temp Range	Comments	Price 1K Qty
LT1158	Half Bridge Driver	4.5	36	SO-16, DIP-16	I	On-Chip Charge Pump, Drives N-Channel MOSFETs	\$4.90
LT1160	Half Bridge Driver	9	60	SO-14, DIP-14	I	Input UV Lockout, High Side Gate Drive UV Lockout	\$2.80
LT1162	Dual Half Bridge Driver	8	60	SO-24	I	Input UV Lockout, High Side Gate Drive UV Lockout	\$4.80
LT1336	Half Bridge Driver	9	60	SO-16	I	0% to 100% Duty Cycle Operation for Servo Motor Drive	\$3.00
LTC1923	Thermoelectric Cooler; Full Bridge Controller	2.7	5.5	5×5 QFN-32, SSOP-28	E	High Efficiency, Low Noise Topology	\$18.17

24V/48V DC/DC CONTROLLERS
FLYBACK AND PRIMARY SIDE CONVERTER

Part Number	† Output Power ⁽¹⁾	Input Voltage	Output Voltage	Operating Frequency	Package	Synchronous	Extended Temp Range	Description	Price 1K Qty
Flyback Monolithics/Controllers									
LT1425	up to 6W	3V to 20V	1.23V and higher ⁽¹⁾	285kHz	SO-16	no	C, I	Monolithic No Opto Flyback	\$2.90
LT1424-5/-9	up to 10W	3V to 20V	5V or 9V	285kHz	DIP-8, SO-8	no	C, I	Monolithic No Opto Flyback, Fixed 5V or 9V Output Voltage	\$3.05
LTC3803	up to 15W	36V to 75V (w/ Resistor)	0.8V and higher ⁽¹⁾	200kHz	TSOP-6	no	E	Constant Frequency Current Mode Controller in TSOT, 8.7V V _{CC} Turn-On Voltage	\$1.12
LTC3803-3	up to 15W	36V to 75V (w/ Resistor)	0.8V and higher ⁽¹⁾	300kHz	TSOP-6	no	E, I	LTC3803 with 300kHz Switching Frequency	\$1.12
LTC3803-5	up to 15W	36V to 75V (w/ Resistor)	0.8V and higher ⁽¹⁾	200kHz	TSOP-6	no	E, H	LTC3803 with 4.8V V _{CC} Turn-On Voltage	\$1.12
LTC3805	5W to 25W	36V to 75V (w/ Resistor)	0.8V and higher ⁽¹⁾	70kHz to 700kHz	MSOP-10, DFN-10	no	E	Adjustable Frequency Current Mode Controller with Programmable Soft Start	\$1.45
LTC3873	up to 25W	36V to 75V (w/ Resistor)	1.2V and higher ⁽¹⁾	200kHz	TSOT-8, 3×2 DFN-8	no	E	No R _{SENSE} Current Mode, Constant Frequency	\$1.25
LTC3873-5	up to 25W	36V to 75V (w/ Resistor)	1.2V and higher ⁽¹⁾	200kHz	TSOT-8, 3×2 DFN-8	no	E	No R _{SENSE} Current Mode, Constant Frequency	\$1.25
LTC3805	5W to 25W	36V to 75V (w/ Resistor)	0.8V and higher ⁽¹⁾	70kHz to 700kHz	MSOP-10, 3×2 DFN-10	no	E	Adjustable Freq Current Mode Controller with Programmable Soft Start	\$1.45
LT1737	5W to 25W	4.5V to 20V	1.25V and higher ⁽¹⁾	50kHz to 250kHz	SSOP-16, SO-16	no	C, I	Controller Used with or Without Optocoupler	\$2.90
LTC3805-5	5W to 35W	4.5V to 75V (w/ Resistor)	0.8V and Higher ⁽¹⁾	70kHz to 700kHz	MSOP-10, 3×3 DFN-10	no	E, I	LTC3805 with 4.5V V _{CC} Turn-On	\$1.45
LTC1871	10W to 50W	2.5V to 36V	1.23V to 0.92% V _{IN}	50kHz to 1MHz	MSOP-10	no	E, I, H	Boost, Flyback, SEPIC and Inverter Controller	\$2.65

† Primary Sort Column

24V/48V DC/DC CONTROLLERS

FLYBACK AND PRIMARY SIDE CONVERTER

Part Number	Output Power ⁽¹⁾	Input Voltage	Output Voltage	Operating Frequency	Package	Synchronous	Extended Temp Range	Description	Price 1K Qty
LTC1871-1	10W to 50W	2.5V to 36V	1.23V to 0.92% V _{IN}	50kHz to 1MHz	MSOP-10	no	E, I	Boost, Flyback and SEPIC Controller, Burst Mode at Lighter Load	\$2.65
LTC1871-7	10W to 50W	6V to 36V	1.23V to 0.92% V _{IN}	50kHz to 1MHz	MSOP-10	no	E	Boost, Flyback, SEPIC and Inverter Controller	\$2.65
LT1725	5W to 50W	16V to 75V	1.23V and higher ⁽¹⁾	50kHz to 250kHz	SSOP-16, SO-16	no	C, I	Controller Used with or Without Optocoupler	\$2.90
LTC3806	5W to 60W	10V to 75V (w/ Resistor)	1.23V and higher ⁽¹⁾	250kHz	4x3 DFN-12	yes	E	Non-Isolated Controller, Very Good Cross-Regulation with Multiple Outputs	\$3.40
LT1950	10W to 60W	3V to 25V	1.23V to 0.90% V _{IN}	100kHz to 500kHz	SSOP-16	no	E, I	Forward, Flyback and SEPIC Controller	\$2.90
LT3837	5W to 80W	4.5V to 20V	1.23V and higher ⁽¹⁾	50kHz to 250kHz	TSSOP-16	yes	E	Controller Used with or Without Optocoupler	\$3.10
LT3825	5W to 80W	16V to 75V	1.23V and higher ⁽¹⁾	50kHz to 250kHz	TSSOP-16	yes	E	Controller Used with or Without Optocoupler	\$3.10

Primary Side Single Transistor Forward Controllers

LT1952	40W to 300W	15.75V to 75V (with Zener)	1.23V to 52V	100kHz to 500kHz	SSOP-16	yes	E, I	Works with Secondary Side LTC3900 Driver	\$3.30
LT1952-1	40W to 300W	8.13 to 75V (with Zener)	1.23V to 52V	100kHz to 500kHz	SSOP-16	yes	E, I	Works with Secondary Side LTC3900 Driver, "-1" has Lower V _{IN}	\$3.30
LTC3723	40W to 300W	10.7V to 75V	1.23V to 52V	Up to 1MHz	SSOP-16	yes	E	Single or 2-Switch Forward. Works with LTC3900 Driver, Low Start-Up Current. "-1" is Current Mode, "-2" is Voltage Mode	\$4.55
LTC3725	40W to 300W	9 to 75V (with Zener)	1.23V to 52V	70kHz to 300kHz	MSOP-10	no	E, I	Single Switch Forward with Gate Driver. Works Stand-Alone or with LTC3706/LTC3726	\$2.56
LT1950	40W to 300W	3V to 25V	1.23V to 0.90% V _{IN}	100kHz to 500kHz	SSOP-16	no	E, I	Use As a Forward, Flyback and SEPIC	\$2.90

Primary Side Two Transistor Forward Controllers

LT1681	40W to 300W	9V to 75V	1.25V to 52V	350kHz	SSOP-20	yes	E, I	2-Switch Synchronous Forward. Works with LTC1698 Secondary Side Driver	\$5.00
LTC3705	40W to 300W	18V to 80V	8V to 52V	70kHz to 300kHz	TSSOP-16	yes	E, I	2-Switch Forward with Gate Driver. Works Stand-Alone or with LTC3706/LTC3726	\$2.63
LT3781	40W to 300W	16V to 75V	1.25V to 52V	350kHz	SSOP-20	yes	E, I	2-Switch Synchronous Forward. Works with LTC1698 Secondary Side Driver	\$4.95
LTC3723	40W to 300W	10.7V to 75V	1.23V to 52V	Up to 1MHz	SSOP-16	yes	E	Single or 2-Switch Forward. Works with LTC3900 Driver, Low Start-Up Current.	\$4.55

Secondary Side Forward Controllers

LTC3706	40W to 300W	9V to 75V	0.60V to 52V	70kHz to 500kHz	SSOP-24	yes	E, I	PolyPhase Capability, Works with Primary Side LTC3705 or LTC3725 Drivers	\$3.88
LTC3726	40W to 300W	9V to 75V	0.60V to 52V	70kHz to 500kHz	SSOP-16	yes	E, I	Works with Primary Side LTC3705 or LTC3725 Smart Drivers	\$3.19

Primary Side Smart Drivers for Secondary Side Forward Controllers

LTC3705	2A ⁽²⁾			70kHz to 500kHz	SSOP-16		E, I	Smart Driver for 2 Switch Forward. Works with LTC3726 or LTC3706 Secondary Controllers	\$2.63
LTC3725	2A ⁽²⁾			70kHz to 500kHz	MSOP-10		E, I	Smart Driver for Forward Converter. Works with LTC3726 or LTC3706 Secondary Controllers	\$2.56

Primary Side Push-Pull, Half-Bridge and Full-Bridge Controllers

LTC3721-1	100W to 750W	10.7V to 75V	1.2V to 52V	Up to 1MHz	4x4 QFN-16, SSOP-16	no	E	Push-Pull, Half-Bridge and Full-Bridge Topologies	\$4.45
LTC3723-1	100W to 750W	10.7V to 75V	1.2V to 52V	Up to 1MHz	SSOP-16	yes	E	Push-Pull, Half-Bridge and Full-Bridge Current Mode Topologies	\$4.55
LTC3723-2	100W to 750W	10.7V to 75V	1.2V to 52V	Up to 1MHz	SSOP-16	yes	E	Push-Pull, Half-Bridge and Full-Bridge Voltage Mode Topologies	\$4.55
LTC3722-1	200W to 1kW	10.5V to 75V	5V to 24V	300kHz to 1MHz	SSOP-24	yes	E	Sync. Phase Shift, Current Mode PWM Controller, Full-Bridge, Zero Voltage Switching	\$5.50
LTC3722-2	200W to 1kW	10.5V to 75V	5V to 24V	300kHz to 1MHz	SSOP-24	yes	E	Sync. Phase Shift, Current Mode PWM Controller, Full-Bridge, Zero Voltage Switching	\$5.50

† Primary Sort Column

Notes: 1. Dependent on external components
2. MOSFET drive current

FET Drivers

Part Number	MOSFET Drive Current	Switching Frequency	Package	Temp Range	Description	Price 1K Qty
LTC3900	2A	100kHz to 500kHz	SO-8	E	Sync Rectifier Driver for Forward Controllers, Works with LT1952 and LTC3723	\$2.50
LTC3901	2A	100kHz to 500kHz	SSOP-16	E	Sync Rectifier Driver for Push-Pull/Full-Bridge Controllers, Works with LTC3722 and LTC3723.	\$2.60
LTC1698	2A	350kHz	SSOP-16, SO-16	E, I	Sync Rectifier Driver for Forward Controllers, Works with LT3781, LT1952 and LTC3723	\$5.30
LTC4440	2.4A Pull-Up	Up to 500kHz	MSOP-8E, TSOT	E	High-Side Driver for Isolated Power Supplies	\$1.75
LTC4440-5	1.1A Pull-Up	Up to 500kHz	MSOP-8E, TSOT	E	High-Side Logic Level (5V) FET Driver	\$1.75
LTC1693-1	1.5A	Up to 1MHz	SO-8	C, I	Dual N-Channel FET Driver, One Inverting One Non-Inverting	\$1.60
LTC1693-2	1.5A	Up to 1MHz	SO-8	C, I	Dual N-Channel Non-Inverting FET Driver	\$1.60
LTC1693-3	1.5A	Up to 1MHz	MSOP-8	C, I	Single N-Channel FET Driver with Output Polarity Select	\$1.70
LTC1693-5	1.5A	Up to 1MHz	MSOP-8	C, I	Single P-Channel FET Driver	\$1.70

Multiple Topology Controllers/Accessory Parts

Part Number	Output Power ⁽¹⁾	Input Voltage Range	Description	Package	Temp Range	Output Voltage	Price 1K Qty
LTC3803	Up to 25W	9.2V to 75V (w/ Resistor)	Flyback, Boost, SEPIC	TSOT-6	E	0.8V and Higher ⁽¹⁾	\$1.12
LTC3803-3	Up to 25W	9.2V to 75V (w/ Resistor)	Flyback, Boost, SEPIC	TSOT-6	E, I	0.8V and Higher ⁽¹⁾	\$1.12
LTC3803-5	Up to 25W	5.7V to 75V (w/ Resistor)	Flyback, Boost, SEPIC	TSOT-6	E, H	0.8V and Higher ⁽¹⁾	\$1.12
LTC3873	Up to 35W	8.4V to 75V (w/ Resistor)	Flyback, Boost, SEPIC	TSOT-8, 3×2 DFN-8	E	1.2V and Higher ⁽¹⁾	\$1.25
LTC3873-5	Up to 35W	4V to 75V (w/ Resistor)	Flyback, Boost, SEPIC	TSOT-8, 3×2 DFN-8	E	1.2V and Higher ⁽¹⁾	\$1.25
LTC3805	Up to 35W	8.8V to 75V (w/ Resistor)	Flyback, Boost, SEPIC	MSOP-10, 3×3 DFN-10	E	0.8V and Higher ⁽¹⁾	\$1.45
LTC3805-5	Up to 35W	4.5V to 75V (w/ Resistor)	Flyback, Boost, SEPIC	MSOP-10, 3×3 DFN-10	E, I	0.8V and Higher⁽¹⁾	\$1.45
LTC1871	Up to 100W	2.5V to 36V	Boost, Flyback, SEPIC, Inverter	MSOP-10	E, I, H	1.23V and Higher ⁽¹⁾	\$2.65
LTC1871-7	Up to 100W	6V to 36V	Boost, Flyback, SEPIC, Inverter	MSOP-10	E	1.23V and Higher ⁽¹⁾	\$2.65
LT1619	Up to 100W	1.9V to 18V	Flyback, Boost, SEPIC, Inverter	MSOP-8, SO-8	E	1.24V and Higher ⁽¹⁾	\$1.99
LT1950	25W to 500W	3V to 25V	Forward, Flyback, Boost, SEPIC	SSOP-16	E, I	1.23V to 0.9V _{IN}	\$2.90
LT1952/-1	25W to 500W	8V to 75V	Forward, Boost, SEPIC, Inverter	SSOP-16	E, I	1.23V to 0.9V _{IN}	\$3.30
LT3710	— ⁽¹⁾	8V to 54V	Secondary Side Synchronous Post Regulator	TSSOP-16	E	0.8V to 0.85V _{IN}	\$3.95
LT3804	— ⁽¹⁾	8V to 54V	Secondary Side Dual Output Synchronous Post Regulator with Opto Driver	TSSOP-16	E	0.6V to 0.75V _{IN}	\$5.35

Notes:
1. Dependent on external components.

OPTOCOUPLER DRIVER

Part Number	Input Voltage (V)	Driver Current Limit (mA)	Accuracy (-40°C to 125°C)	Reference Voltage (V)	Amplifier Bandwidth (MHz)	Package	Comments	Price 1K Qty
LT4430	3 to 20	10	1.25%	0.6	9	ThinSOT	Prevents Output Overshoot on Startup, Short-Circuit Recovery	\$1.75

PWM CONTROLLERS

Part Number	Min Operating Threshold (V)	Input Voltage Range (V)	Output Current Drive Capability (A)	Reference Voltage (V)	Frequency (kHz)	Supply Current (mA)	Other Features	Price 1K Qty
LT1241	9.6	8.2-25	1	5	to 500	7	Low Start-Up Current, to 500kHz	\$1.95
LT1242	16	11-25	1	5	to 500	7	Improved 1842, to 100% Duty Cycle	\$1.95
LT1243	8.4	8.2-25	1	5	to 500	7	Improved 1843, to 100% Duty Cycle	\$1.95
LT1244	16	11-25	1	5	to 500	7	Improved 1844	\$1.95
LT1245	8.4	8.2-25	1	5	to 500	7	Improved 1845	\$1.95
LT1246	16	10-25	1	5	to 1000	13	Improved 1842, Built-in Blanking	\$2.15
LT1247	8.4	7.6-25	1	5	to 1000	13	Improved 1843, Built-in Blanking	\$2.10

OFFLINE CONTROL/POWER FACTOR CORRECTION

Part Number	Minimum Operating Threshold (V)	Input Voltage Range (V)	Output Current Drive Capability (A)	Reference Voltage (V)	Frequency (kHz)	Supply Current (mA)	Other Features	Price 1K Qty
LT1248	15.5	11.5 - 25	1.5	7.5	to 200	1.5	Power Factor Corrector in 16-Pin DIP, SO	\$3.25
LT1249	15.5	11.5 - 25	1.5	7.5	to 200	1.5	Power Factor Corrector in 8-Pin DIP, SO	\$3.25
LT1509	15.5	11.5 - 25	1.5	7.5	to 300	19	PFC/PWM Single Chip Solution, Soft-Start	\$3.95

Amps, Refs, Filters, Comp
 Power Management
 Data Conversion
 Interface
 High Frequency
 Reference Material

HOT SWAP

Amps, Refs, Filters, Comps

Power Management

Data Conversion

Interface

High Frequency

Reference Material

Part Number	† Circuit Breakers	‡‡ Input Voltage Range (V)	Start-Up In-Rush ⁽¹⁾ Current	Current Limit Methods			Outputs			Ext. Temp.	Package	Comments	Price 1K Qty
				Active Limiting	Foldback	Fast Comparator	Fault	Reset	PWRGD				
LTC4213	1	0 to 6				yes				I	3×2 DFN-8	No R _{sense} Electronic Circuit Breaker for 0V to 6V with a Separate Supply of 2.3V to 6V	\$1.50
LTC4216	1	0 to 6	Active	yes			yes	yes		I	MSOP-10, 4×3 DFN-12	Ultralow Voltage Hot Swap Controller for 0V to 6V with a Separate Supply of 2.3V to 6V. Adjustable Current Limit, Soft-Start and Response Time for Overcurrent Protection	\$1.85
LTC4210	1	2.7 to 16.5	Active	yes						I	TSOT-6	Active Current Limiting with Circuit Breaker. Auto-Retry (LTC4210-1/-3) or Latch-Off (LTC4210-2/-4) on Overcurrent Fault; "-3" and "-4" Feature 2.7V to 7V V _{IN}	\$1.65
LTC4211	1	2.5 to 16.5	Active			yes	yes	yes		I	SO-8, MSOP-8, MSOP-10	Active Current Limiting on In-Rush, Timed Circuit Breaker or Fast Response to Catastrophic Faults	\$1.95
LTC4212	1	2.5 to 16.5	Active			yes				I	MSOP-10	PWRGD Input with Timer and Glitch Filter for Proper Power-Up and Monitoring of DC/DC Converters	\$2.25
LTC4215/-1	1	2.9 to 16.5	Active/SS	yes	yes		yes	yes		I	SSOP-16, 4×5 QFN-24	I ² C, Internal 8-Bit ADC, di/dt Controlled Soft-Start, "-1" Features 3 GPIO Ports	\$3.75
LTC1642A	1	2.97 to 16.5	Ramp	yes	yes		yes	yes		I	SSOP-16	Protected Against Surges to 33V, Output Driver for SCR	\$3.50
LTC1422	1	2.55 to 13.2	Ramp					yes		I	SO-8	System Reset, Programmable Current Limit	\$2.50
LTC4217	1	2.9 to 26.5	Active	yes	yes		yes	yes	I		TSSOP-20, DFN-16	Integrated MOSFET and Sense Resistor, 5% Accurate Current Limit, Current/Temperature Outputs	C.F.
LTC4218	1	2.9 to 26.5	Ramp	yes			yes	yes	I		SSOP-16, DFN-16	Wide Operating Voltage, 5% Accurate, 15mV Current Limit, Current Monitor Output	\$2.65
LT4254	1	10.8 to 36	Active	yes	yes			yes		I	SSOP-16	Positive High Voltage Hot Swap Controller with Open Circuit Detect Output	\$1.95
LT4256	1	10.8 to 80	Active	yes	yes			yes		I	SO-8	Positive High Voltage Hot Swap. Pin-Compatible with LT1641. Latch-Off (LT4256-1) or Auto-Retry (LT4256-2) Operation	\$1.75
LT4256-3	1	10.8 to 80	Active	yes	yes			yes		I	SSOP-16	Positive High Voltage Hot Swap Controller with Open Circuit Detect Output. Higher Voltage Version of LT4254	\$2.05
LTC4260	1	8.5 to 80	Active	yes	yes		yes			I	SO-24, SSOP-24, 5×5 QFN-32	On Board 8-Bit ADC for Card Voltage and Current Monitoring, I ² C Compatible Interface. Optional Latch-Off or Auto-Retry	\$5.50
LT1641	1	9 to 80	Active	yes	yes			yes		I	SO-8	For +48V DC/DC Modules, Latch-Off (LT1641-1) or Auto-Retry (LT1641-2)	\$2.35
LTC4214	1	-6 to -16	Active	yes		yes		yes		I	MSOP-10	Multilevel Current Limiting, Controls -5V Supplies if Positive Supply is Available. Latch-Off (LTC4214-1) or Auto-Retry (LTC4214-2) on Overcurrent Fault	\$2.35
LT1640/A	1	-10 to -80	Miller Cap					yes		I	SO-8	High Voltage Controller for -48V DC/DC Modules. A-Grade has Improved Drain Pin Ruggedness	\$1.90
LT4250	1	-20 to -80	Miller Cap	yes				yes		I	SO-8	Pin-Compatible with LT1640 But with Active Current Limiting	\$2.35
LTC4251	1	-15 to -80 (floating)	Active/SS ⁽²⁾	yes		yes				I	TSOT-6	Timed Circuit Breaker, Active Current Limiting and Fast Response to Catastrophic Faults. "-1" Version has Wider Operating Range Between UV and OV Thresholds. "-2" Version has OV Comparator Disabled.	\$1.95
LTC4252/A	1	-15 to -80 (floating)	Active/SS	yes		yes		yes		I	MSOP-8, MSOP-10	Power Good Output, Timed Circuit Breaker, Active Current Limiting with Drain Accelerated Response and Fast Response to Catastrophic Faults. Latch-Off (LTC4252-1) or Auto-Retry (LTC4252-2). ±1% Undervoltage/Overvoltage Threshold Accuracy (LTC4252A)	\$2.00
LTC4253/A	1	-15 to -80 (floating)	Active/SS	yes		yes		yes		I	SSOP-16	Similar to LTC4252 but Enables Three DC/DC Converters in Sequence. Asynchronous Reset Input. ±1% UV/OV Threshold Accuracy (LTC4253A)	\$2.95
LTC4253A-ADJ	1	-15 to -80 (floating)	Active/SS	yes		yes		yes		I	SSOP-20, 4×4 QFN-20	Adjustable Threshold and Hysteresis on the UV/OV Detectors	\$3.25
LTC4261	1	-12 to -100	Active	yes			yes	yes		I	SSOP-28, 4×5 QFN-24	On Board 10-Bit ADC for Card Voltage and Current Monitoring. I ² C Compatible Interface. Latch-Off Operation (LTC4261) or Auto-Retry (LTC4261-2)	\$5.95
LT4356-1	1	4 to 80	Active	yes			yes	yes	yes	H	MSOP-10, 4×3 DFN-12	Surge Stopper! Overvoltage Protection Regulator with Overcurrent Protection, Reverse Input Protection and Inrush Current Limiting. Spare Amplifier for UV/OV Monitoring or Linear Regulator	\$1.98
LTC1646	2	2.7 to 7	Active	yes	yes	yes	yes	yes	yes	I	SSOP-16	3.3V and 5V Supplies for CompactPCI, Local_PCI_RST Logic, 1V Precharge for Data Bus	\$3.40
LTC1647	2	2.7 to 16.5	Ramp				yes			I	SO-8, SSOP-16	Dual on Pins for Power Sequencing or Enabling Separate Loads from a Common Supply	\$2.95
LTC4221	2	(1) 2.7 to 13.5, (1) 1 to 13.5	Active	yes		yes	yes	yes		I	SSOP-16	Dual Hot Swap Controller/Power Sequencer with Dual Speed and Dual Level Fault Protection, One Channel Operates from 1V	\$3.10
LTC1645	2	(1) 1.18 to 13.2, (1) 2.3 to 13.2	Ramp					yes		I	SO-8, SO-14	Power Supply Sequencing, Reset, Fault Outputs and Spare Comparator in 14-Pin Version	\$2.95
LT4220	2	(1) 2.7 to 16.5, (1) -2.7 to -16.5	Active	yes	yes		yes	yes		I	SSOP-16	Controls Positive and Negative Voltages. Selectable Tracking Mode	\$3.50
LTC4223	2	(1) 10 to 14, (1) 2.7 to 6	Active	yes		yes	yes	yes		I	SSOP-16, 5×4 DFN-16	Dual Supply Hot Swap Controller for Advanced Mezzanine Cards and MicroTCA. Latch-Off Operation (LTC4223-1) or Auto-Retry (LTC4223-2)	\$1.95
LTC1421	2	(2) 2.6 to 13.2, (1) -5 to -12	Ramp				yes	yes	yes	I	SO(W)-24, SSOP-24	Controls a Third Negative Supply without a Circuit Breaker. Reset and Power Good Outputs, Connection Sense Inputs	\$4.90
LTC4222	2	2.9 to 29	Active	yes	yes		yes	yes	I		SSOP-36, QFN-32	Dual Hot Swap Controller with I²C, Internal 10-Bit ADC, Foldback, di/dt Controlled and Soft-Start	C.F.

† Primary Sort Column
‡‡ Secondary Sort Column

Part Number	† Circuit Breakers	†† Input Voltage Range (V)	Start-Up In-Rush ⁽¹⁾ Current	Current Limit Methods			Outputs			Ext. Temp.	Package	Comments	Price 1K Qty
				Active Limiting	Foldback	Fast Comparator	Fault	Reset	PWRGD				
LTC4230	3	(1) 2.7 to 16.5, (1) 2.375 to 16.5, (1) 1.7 to 15.5	Active			yes	yes	yes		I	SSOP-20	Controls Three Supplies; Active Current Limiting on In-Rush, Timed Circuit Breaker or Fast Response to Catastrophic Faults	\$3.65
LTC4242	3	(2) 2.7 to 6, (1) 10.1 to 14.4	Active	yes		yes	yes	yes		I	SSOP-36, 5×7 QFN-38	Dual Slot Controller for PCI-Express, External N-Channel FETs for 3.3V and 12V, Internal 0.2Ω Switch for AUX 3.3V	\$3.30
LTC4240	4	(1) 2.55 to 5, (1) 4.45 to 12, (1) 10.8 to 14, (1) -10.5 to -14	Active	yes	yes		yes	yes		I	SSOP-28	Controls 3.3V and 5V with N-Channel Fets, ±12V Supplies Controlled with Internal Switches. I ² C Compatible Interface	\$4.25
LTC4244	4	(1) 2.25 to 13.5, (1) 4.25 to 13.5, (1) 10 to 14.4, (1) -10.25 to -14.4	Active	yes	yes		yes	yes		I	SSOP-20	Pin-Compatible with the LTC1644 But with Higher Absolute Maximum Ratings	\$3.90
LTC1643A	4	(2) 2.75 to 12, (1) 10.8 to 13.2, (1) -10.8 to -13.2	Active	yes	yes		yes	yes		I	SSOP-16	Controls 3.3V and 5V with N-Channel Fets, ±12V Supplies Controlled with Internal Switches for PCI and Compactpci	\$4.25
LTC1644	4	(2) 2.75 to 13.2, (1) 10.8 to 13.2, (1) -10.8 to -14	Active	yes	yes		yes	yes		I	SSOP-20	3.3V, 5V and ±12V Supplies for CompactPCI, Local_PCI_RST# Logic, 1V Precharge for Data Bus	\$3.60
LTC4245	4	(1) 4.25 to 10, (1) 2.7 to 10 (1) 10.2 to 20, (1) -10.2 to -20	Active/SS	yes	yes		yes	yes		I	SSOP-36, 5×7 QFN-38	I ² C, Internal 8-Bit ADC, di/dt Controlled Soft-Start	\$5.95
LTC4241	5	(1) 2.75 to 12, (1) 2.85 to 7, (1) 4.15 to 12, (1) 10.8 to 14, (1) -10.8 to -14	Active	yes	yes		yes	yes		I	SSOP-20	Controls 3.3V, 5V, and 3.3V Aux with N-Channel Fets, ±12V Supplies Controlled with Internal Switches. Active High ON Pin for PCI	\$1.75

† Primary Sort Column
 †† Secondary Sort Column

Notes:
 1. Active = Active current limit for in-rush current set by gate dv/dt; SS = softstart limits di/dt; Miller Cap = in-rush current set by drain dV/dt
 2. SS not on "plain" version

HIGH VOLTAGE HOT SWAP

Part Number	† Input Voltage Range (V)	Start-Up In-Rush Current	Current Limit Methods			Outputs			Ext. Temp.	Package	Comments	Price 1K Qty
			Active Limiting	Fast Comparator	UV	OV	Fault	Reset				
LTC4261/-2	-12 to -100	Active	yes	yes	yes	yes	yes	yes	I	SSOP-28, 4×5 QFN-24	On Board 10-Bit ADC for Card Voltage and Current Monitoring, I ² C Interface. Default Latch-Off (LTC4261) or Auto-Retry (LTC2461-2)	\$5.95
LT1640A	-10 to -80	Miller Cap			yes	yes	yes		I	SO-8	Improved Drain Pin Ruggedness	\$1.90
LT1640	-10 to -80	Miller Cap			yes	yes	yes		I	SO-8	PWRGD# (L) or PWRGD (H) Output	\$1.90
LT4250	-20 to -80	Miller Cap	yes		yes	yes	yes		I	SO-8	LT1640 Pin-Compatible with Active Current Limiting	\$2.35
LTC4251	-15 to -80 (floating)	Active	yes	yes	Combined				I	TSOT-6	Three-Level Circuit Breaker, UV/OV Combined on Same Pin	\$1.95
LTC4251-1	-15 to -80 (floating)	Active/SS	yes	yes	Combined				I	TSOT-6	Wider Operating Range Between UV and OV Thresholds	\$1.95
LTC4251-2	-15 to -80 (floating)	Active/SS	yes	yes	yes				I	TSOT-6	OV Comparator Disabled	\$1.95
LTC4252-1/ LTC4252A-1	-15 to -80 (floating)	Active/SS	yes	yes	yes	yes	yes	yes	I	MSOP-8, MSOP-10	Soft-Start (SS) Ramps Inrush Current During Start-Up. Drain Accelerated Response. Latch-Off Operation. ±1% Undervoltage/Overvoltage Threshold Accuracy (LTC4252A-1) for Advanced TCA Applications	\$2.00
LTC4252-2/ LTC4252A-2	-15 to -80 (floating)	Active/SS	yes	yes	yes	yes	yes	yes	I	MSOP-8, MSOP-10	Soft-Start (SS) Ramps Inrush Current During Start-Up. Drain Accelerated Response. Auto-Retry Operation. ±1% Undervoltage/Overvoltage Threshold Accuracy (LTC4252a-2) for Advanced TCA Applications	\$2.00
LTC4253/ LTC4253A	-15 to -80 (floating)	Active/SS	yes		yes	yes	yes	yes	I	SSOP-16	Similar to LTC4252 and Enables Three DC/DC Converters in Sequence. Asynchronous Reset Input. ±1% UV/OV Threshold Accuracy (LTC4253A)	\$2.95
LTC4253A-ADJ	-15 to -80 (floating)	Active/SS	yes		yes	yes	yes	yes	I	SSOP-20, 4×4 QFN-20	Adjustable Threshold and Hysteresis on the UV/OV Detectors	\$3.25
LT4254	10.8 to 36	Active	yes		yes	yes	yes	yes	I	SSOP-16	Positive High Voltage Hot Swap Controller with Open Circuit Detect Output	\$1.95
LT1641	9 to 80	Active	yes		yes	yes	yes	yes	I	SO-8	For +48V DC/DC Modules, Latch-Off (LT1641-1) or Auto-Retry (LT1641-2)	\$2.35
LT4256	10.8 to 80	Active	yes		yes	yes	yes	yes	I	SO-8	Positive High Voltage Hot Swap. Pin-Compatible with LT1641. Latch-Off/ Auto-Retry Operation	\$1.75
LT4256-3	10.8 to 80	Active	yes		yes	yes	yes	yes	I	SSOP-16	Positive High Voltage Hot Swap Controller with Open Circuit Detect Output. Higher Voltage Version of LT4254	\$2.05
LTC4260	8.5 to 80	Active	yes		yes	yes	yes	yes	I	SO-24, SSOP-24, 5×5 QFN-32	On Board 8-bit ADC for Card Voltage and Current Monitoring, I ² C Compatible Interface. Optional Latch-Off or Auto-Retry	\$5.95
LT4356-1	4 to 80	Active	yes				yes	yes	H	MSOP-10, 4×3 DFN-12	Surge Stopper! Overvoltage Protection Regulator with Overcurrent Protection, Reverse Input Protection and Inrush Current Limiting. Spare Amplifier for UV/OV Monitor or Linear Regulator	\$1.98

† Primary Sort Column

LOW VOLTAGE HOT SWAP

Amps, Refs,
Filters, Comps

Power
Management
LOW VOLTAGE HOT SWAP

Data
Conversion

Interface

High
Frequency

Reference
Material

Part Number	Circuit Breakers	Input Voltage Range (V)	Start-Up In-Rush Current	Current Limit Methods			Outputs			Supply Sequencing	Ext. Temp.	Package	Comments	Price 1K Qty
				Active Limiting	Foldback	Fast Comparator	Fault	Reset	PWRGD					
LTC4213	1	0 to 6				yes					I	3×2 DFN-8	No R _{SENSE} Electronic Circuit Breaker for 0V to 6V Supply with a Separate Supply of 2.3V to 6V	\$1.50
LTC4216	1	0 to 6	Active	yes	yes		yes	yes			I	MSOP-10, 4x3DFN-12	Ultralow Voltage Hot Swap Controller for 0V to 6V Supply with a Separate Supply of 2.3V to 6V. Adjustable Current Limit, Soft-Start and Response Time for Overcurrent Protection	\$1.85
LTC4210-1/-2	1	2.7 to 16.5	Active	yes			yes				I	TSOT-6	Active Current Limiting with a Circuit Breaker. Automatic Retry (LTC4210-1) or Latch-Off (LTC4210-2) on an Overcurrent Fault	\$1.65
LTC4210-3/-4	1	2.7 to 7	Active	yes			yes				I	TSOT-6	An Extension of LTC4210-1/-2, But for Supplies Ranging From 2.7V to 7V	\$1.65
LTC4211	1	2.5 to 16.5	Active			yes	yes	yes			I	SO-8, MSOP-8, MSOP-10	No Gate Capacitor Required	\$1.95
LTC4212	1	2.5 to 16.5	Active			yes	yes				I	MSOP-10	Power Good Input with Timer and Glitch Filter for Assuring Proper Power-Up and Monitoring of DC/DC Converters	\$2.25
LTC4215	1	2.9 to 16.5	Active/SS	yes	yes		yes	yes			I	SSOP-16, 4×5 QFN-24	I ² C, Internal 8-bit ADC, di/dt Controlled Soft Start, "-1" Features 3GPIO Ports	\$3.75
LTC1642A	1	2.97 to 16.5	Ramp	yes	yes		yes	yes			I	SSOP-16	Protected up to 33V, Output Driver for SCR, Spare Comparator	\$3.50
LTC1422	1	2.55 to 13.2	Ramp					yes			I	SO-8	System Reset, Programmable Current Limit	\$2.50
LTC4214-1/-2	1	-6 to -16	Active	yes	yes		yes	yes			I	MSOP-10	Multi Level Current Limiting, Controls -5V Supplies if Positive Supply is Available. Latch Off (LTC4214-1) and Auto-Retry (LTC4214-2) on Overcurrent Fault	\$2.35
LTC4217	1	2.9 to 26.5	Active	yes	yes		yes	yes			I	TSSOP-20, DFN-16	Integrated MOSFET and Sense Resistor, 5% Accurate Current Limit, Current/Temperature Outputs	C.F.
LTC4218	1	2.9 to 26.5	Ramp	yes			yes	yes			I	SSOP-16, DFN-16	Wide Operating Voltage, 5% Accurate, 15mV Current Limit, Current Monitor Output	\$2.65
LT4220	2	(1) 2.7 to 16.5 (1) -2.7 to -16.5	Active	yes	yes		yes	yes	Together		I	SSOP-16	Controls Positive and Negative Voltages. Selectable Tracking Mode	\$4.25
LTC4221	2	(1) 2.7 to 13.5 (1) 1 to 13.5	Active	yes		yes	yes	yes	Together or Sequenced		I	SSOP-16	Dual Hot Swap Controller/Power Sequencer with Dual Speed and Dual Level Fault Protection, One Channel Operates from 1V	\$3.10
LTC4223	2	(1) 2.7 to 6 (1) 10 to 14	Active	yes		yes	yes	yes	Together or Sequenced		I	SSOP-16, 5×4 DFN-16	Dual Supply Hot Swap Controller for Advanced Mezzanine Cards. Latch Off (LTC4223-1) or Auto-Retry (LTC4223-2) On Overcurrent Fault.	\$1.95
LTC1645	2	(1) 1.18 to 13.2 (1) 2.3 to 13.2	Ramp					yes	Together or Sequenced		I	SO-8, SO-14	Dual-Level ON Pin for Power Supply Sequencing, Spare Comparator in 14-Pin Version	\$2.95
LTC1646	2	2.7 to 7	Active	yes	yes		yes	yes	Together		I	SSOP-16	For CompactPCI, includes LOCAL_PCI_RST Logic, 1V Precharge for Data Bus	\$3.40
LTC1647-1	2	2.7 to 16.5	Ramp						Together or Sequenced		I	SO-8	Dual ON Pins for Power Sequencing or Enabling Separate Loads from a Common Supply	\$2.95
LTC1647-2	2	2.7 to 16.5	Ramp				yes		Together or Sequenced		I	SO-8	Dual ON/FAULT Pins for Power Sequencing or Enabling Separate Loads from a Common Supply	\$2.95
LTC1647-3	2	2.7 to 16.5	Ramp				yes		Together or Sequenced		I	SSOP-16	Dual ON Pins, Dual/FAULT Pins for Power Sequencing or Enabling Separate Loads from a Common Supply	\$3.20
LTC1421	2	(2) 2.6 to 13.2 (1) -5 to -12	Ramp				yes	yes	yes	Together	I	SO(W)-24, SSOP-24	Controls a Third Negative Supply without a Circuit Breaker. Reset and Power Good Outputs, Connection Sense Inputs	\$4.90
LTC4222	2	2.9 to 29	Active	yes	yes		yes	yes			I	SSOP-36, QFN-32	Dual Hot Swap Controller with I²C, Internal 10-Bit ADC, Foldback, di/dt Controlled and Soft-Start	C.F.
LTC4230	3	(1) 2.7 to 16.5 (1) 2.375 to 16.5 (1) 1.7 to 15.5	Active			yes	yes	yes	Together		I	SSOP-20	Controls Three Supplies; Active Current Limiting on In-Rush, Timed Circuit Breaker or Fast Response to Catastrophic Faults	\$3.65
LTC4240	4	(1) 2.55 to 5, (1) 4.45 to 12, (1) 10.8 to 14, (1) -10.5 to -14	Active	yes	yes		yes	yes	Together		I	SSOP-28	Controls 3.3V, 5V with N-Channel FETs, ±12V Supplies Controlled with Internal Switches. I ² C Compatible Interface	\$4.25
LTC4244	4	(1) 2.25 to 13.5, (1) 4.25 to 13.5, (1) 10 to 14.4, (1) -10.25 to -14.4	Active	yes	yes		yes	yes	Together		I	SSOP-20	Pin-Compatible with LTC1644 But with Higher Absolute Maximum Ratings	\$3.90
LTC4245	4	(1) 4.25 to 10 (1) 2.7 to 10 (1) 10.2 to 20 (1) -10.2 to -20	Active/SS	yes	yes		yes	yes			I	SSOP-36, 5×7 QFN-38	I ² C, Internal 8-bit ADC, di/dt Controlled Soft Start	\$5.95
LTC1643A	4	(2) 2.75 to 12 (1) 10.8 to 13.2 (1) -10.8 to -13.2	Active	yes	yes		yes	yes	Together		I	SSOP-16	LTC1643AH for PCI and LTC1643AL/LTC1643AL-1 CompactPCI	\$4.25
LTC1644	4	(2) 2.75 to 13.2 (1) 10.8 to 13.2 (1) -10.8 to -14	Active	yes	yes		yes	yes	Together		I	SSOP-20	For CompactPCI, Includes LOCAL_PCI_RST Logic, 1V Precharge for Data Bus	\$3.60
LTC4241	5	(1) 2.75 to 12 (1) 2.85 to 7 (1) 4.15 to 12 (1) 10.8 to 14 (1) -10.8 to -14	Active	yes	yes		yes	yes	Together		I	SSOP-20	Controls 3.3V, 5V, and Independent 3.3V Aux with N-Channel FETs, ±12V Supplies Controlled with Internal Switches. Active High ON Pin for PCI	\$1.75

† Primary Sort Column

Part Number	PCI / cPCI Supplies				Internal Switch Current Limit	Outputs			Ext. Temp.	Package	Comments	Price 1K Qty
	3.3V	5V	12V	-12V		PWRGD	Local PCI Reset	Fault				
LTC4242	yes	yes			n/a	yes	yes		I	SSOP-36, QFN-38	Dual Slot Controller for PCI-Express, External N-Channel FETs for 3.3V and 12V, Internal 0.2Ω Switch for AUX 3.3V	\$3.30
LTC1646	yes ⁽¹⁾	yes ⁽¹⁾			n/a	yes	yes	yes	I	SSOP-16	Active Current Limiting with Foldback, Can Operate with Either 3.3V or 5V-Only, Does Not Require ±12V Supplies	\$3.40
LTC1643AL-1	yes	yes	yes		850mA on 12V, 450mA on -12V	yes	yes		I	SSOP-16	Active Current Limiting with Foldback, Does Not Require -12V Supply	\$4.25
LTC1643AL	yes	yes	yes	yes	850mA on 12V, 450mA on -12V	yes	yes		I	SSOP-16	Active Current Limiting with Foldback, Active Low ON Pin for CompactPCI	\$4.25
LTC4240	yes	yes	yes	yes	1250mA on 12V, 500mA on -12V	yes	yes	yes	I	SSOP-28	Active Current Limiting with Foldback. I ² C Interface and Active Low ON Pin for CompactPCI	\$4.25
LTC4241	yes	yes	yes	yes	850mA on 12V, 450mA on -12V	yes	yes		I	SSOP-20	Controls 3.3V, 5V, and Independent 3.3V Aux with N-Channel FETs, ±12V Supplies Controlled with Internal Switches. Active High ON Pin for PCI	\$1.75
LTC4244	yes	yes	yes	yes	850mA on 12V, 610mA on -12V	yes	yes	yes	I	SSOP-20	Pin-Compatible with LTC1644 But with Higher Absolute Maximum Ratings	\$3.90
LTC4245	yes	yes	yes	yes	n/a (ext. FET and R _{SENSE})	yes	yes	yes	I	SSOP-36, QFN-38	I ² C, Internal 8-Bit ADC, di/dt Controlled Soft-Start, Configurable for CPCI or PCI-Express	\$5.95
LTC1643AH	yes	yes	yes	yes	850mA on 12V, 450mA on -12V	yes	yes		I	SSOP-16	Active Current Limiting with Foldback, Active High ON Pin for PCI	\$4.25
LTC1644	yes ⁽¹⁾	yes ⁽¹⁾	yes	yes ⁽¹⁾	840mA on 12V, 320mA on -12V	yes	yes	yes	I	SSOP-20	Active Current Limiting with Foldback, Active Low ON Pin for CompactPCI	\$3.60

Note:
1. Optional supply, see data sheet for details

Amps, Refs, Filters, Comp
Power Management
PCI, PoE, SYSTEM MONITORING

POWER OVER ETHERNET CONTROLLERS

Part Number	PSE/PD	Channels	Description	IEEE-Compliant Detection	IEEE-Compliant Classification	IEEE-Compliant Disconnection	Ext. Temp	Package	Comments	Price 1K Qty
LTC4257-1	PD	1	IEEE 802.3af PD PoE Interface Controller with Dual Current Limit	yes (internal 25k resistor)	yes (Programmable)	n/a	I	SO-8, DFN-8	100V, 400mA Internal FET, Dual Current Limit For Legacy Applications	\$1.75
LTC4264	PD	1	35W PoE PD Interface Controller with 750mA Current Limit	yes (internal 25k resistor)	yes	n/a	I	DFN-12	For High Power (up to 40W) Applications, Onboards 100V, 750mA Power MOSFET	\$1.80
LTC4268-1	PD	1	35W High Power PD with Synchronous NoOpto Flyback Controller	yes (internal 25k resistor)	yes (Programmable)	n/a	I	DFN-32	For High Power (Up to 35W) Applications, Onboards 100V, 750mA Power MOSFET	\$2.40
LTC4267/-1/-3	PD	1	IEEE 802.3af PD PoE Interface Controller with Integrated 200kHz/300kHz Switching Regulator	yes (Internal 25k resistor)	yes (Programmable)	n/a	I	SSOP-16, 3x5 DFN-16	Onboard Switching Regulator, 100V, 400mA Internal FET, Dual Current Limit for Legacy Applications. "Plain" and "-1" Have 200kHz Switcher. "-1" and "-3" have Increased 450mA Current Limit. "-3" Has 300kHz Switcher	\$2.10
LTC4263/-1	PSE	1	Single PoE Controller with AC and DC Disconnect	yes	yes	yes (DC- or AC-current)	I	SO-14, 4x3 DFN-14	Fully Autonomous, Internal MOSFET with Thermal Protection, Internal R _{SENSE} Resistor. "-1" has Increased Output Power and DFN-14 Only Package	\$2.95
LTC4258	PSE	4	Quad IEEE 802.3af PoE Controller with Integrated Detection	yes	yes	yes (DC-current)	I	SSOP-36	Same as LTC4259 but with DC Disconnect Only	\$6.30
LTC4259A/-1	PSE	4	Quad IEEE 802.3af PoE Controller with AC Disconnect	yes	yes	yes (DC- or AC-current)	I	SSOP-36	Fully Autonomous, Semi-Auto and Manual Modes. Programmable PD Disconnect Using AC or DC Sensing. Recommend for New Designs	\$6.95

Data Conversion
Interface
High Frequency

SYSTEM MONITORING AND CONTROL
μP SUPERVISORY

Part Number	† Number of Voltage Monitors	Fixed Voltage Range, (V)	Minimum Adj Threshold, (V)		OV Monitor	Negative Monitor	Reset Threshold Tolerance	Minimum Reset Level (V)	Reset Pulse Width	Supply Current (μA)	Watchdog Timer	Power Fail Warning	Comments	Ext. Temp.	Package	Price 1K Qty
			Adjustable Inputs	OV Monitor												
LTC2910	8		8	0.5	yes	yes		0.5	Adj.	70			RST, RST# Outputs, Optional Shunt Regulator for High Supply Voltage Operation	I	SSOP-16, DFN-16	\$3.20
LTC2908-A1	6	5, 3.3, 2.5, 1.8	2	0.5				0.5	200ms	26				I	TSOT-8, DFN-8	\$2.50
LTC2908-B1	6	3.3, 2.5, 1.8, 1.5	2	0.5				0.5	200ms	26			5%	I	TSOT-8, DFN-8	\$2.50
LTC2908-C1	6	2.5	5	0.5				0.5	200ms	26			5%	I	TSOT-8, DFN-8	\$2.50
LTC2930	6	5 to 1.5	up to 4	0.5		yes		1	Adj	52			16 Selectable Thresholds, Adj. Reset Timer, Manual Reset	I, H	3x3 DFN-12	\$2.56

† Primary Sort Column

Reference Material



SYSTEM MONITORING AND CONTROL

µP SUPERVISORY

Amps, Refs,
Filters, Comps

Power
Management

SYSTEM MONITORING

Data
Conversion

Interface

High
Frequency

Reference
Material

Part Number	Number of Voltage Monitors	Fixed Voltage Range, (V)	Adjustable Inputs	Minimum Adj Threshold, (V)	OV Monitor	Negative Monitor	Reset Threshold Tolerance	Minimum Reset Level (V)	Reset Pulse Width	Supply Current (µA)	Watchdog Timer	Power Fail Warning	Comments	Ext. Temp.	Package	Price 1K Qty
LTC2931	6	5 to 1.5		0.5		yes	5%	1	Adj	52	Adj		16 Selectable Thresholds, Adj. Reset Timer, Watchdog Timer, Separate Voltage Monitor Outputs	I, H	TSSOP-20	\$2.80
LTC2932	6	5 to 1.5	up to 4	0.5		yes	5%, 7.5%, 10%, 12.5%	1	Adj	52			16 Selectable Thresholds, Adj. Reset Timer and Threshold Tolerance, Separate Voltage Monitor Outputs	I, H	TSSOP-20	\$2.80
LTC2900	4	5 to 1.5	up to 2	0.5		yes	5%	1	Adj	43			Single Pin Programs Threshold Combination. Open Drain Or Push-Pull Reset Output. Pushbutton Input	I	MSOP-10, DFN-10	\$1.85
LTC2901	4	5 to 1.5	up to 2	0.5		yes	5%, 10%	1	Adj	43	Adj		Single Pin Programs Threshold Combination. Separate Voltage Monitor Outputs, Open Drain or Push-Pull Reset. Selectable 5% or 10% Tolerances (LTC2901-3/-4)	I	SSOP-16	\$2.35
LTC2902 ⁽¹⁾	4	5 to 1.5	up to 2	0.5		yes	5%, 7.5%, 10%, 12.5%	1	Adj	43			Single Pin Programs Threshold Combination. Separate Voltage Monitor Outputs, Open Drain ("1") or Push-Pull ("2") Reset Output. Selectable 5%, 7.5%, 10% or 12.5% Tolerances	I	SSOP-16	\$2.35
LTC2903-A1	4	3, 2.5, 1.8	1	0.5			10%	0.5	200ms	20				I	TSOT-6	\$1.65
LTC2903-B1	4	5, 3.3, 2.5, 1.8					10%	0.5	200ms	20				I	TSOT-6	\$1.65
LTC2903-C1	4	5, 3.3, 1.8, -5.2				yes	10%	0.5	200ms	20				I	TSOT-6	\$1.75
LTC2903-D1	4	3.3	3	0.5			5%	0.5	200ms	20				I	TSOT-6	\$1.75
LTC2903-E1	4	5	3	0.5			5%	0.5	200ms	20				I	TSOT-6	\$1.75
LTC2914	4		4	0.5	yes	yes				70			Quad UV/OV Positive/Negative Monitor, UV/OV Outputs, Optional Shunt Regulator For High Supply Voltage Operation	I	SSOP-16, DFN-16	\$3.75
LTC1326	3	5, 3.3	1	1			5%	1	200ms	40			Pushbutton input, RESET and Soft RESET Outputs	I	MSOP-8, SO-8	\$2.20
LTC1326-2.5	3	3.3, 2.5	1	1			5%	1	200ms	40			Pushbutton input, RESET and Soft RESET Outputs	I	MSOP-8, SO-8	\$2.20
LTC1536	3	5, 3.3	1	1			5%	1	200ms	40			Pushbutton input, RESET and Soft RESET Outputs, Added Tests for PCI Conformity	I	MSOP-8, SO-8	\$2.65
LTC1726-2.5	3	3.3, 2.5	1	1			5%	1	Adj	20	Adj			E, I	MSOP-8, SO-8	\$1.75
LTC1726-5	3	5, 3.3	1	1			5%	1	Adj	20	Adj			E, I	MSOP-8, SO-8	\$1.75
LTC1727-2.5	3	3.3, 2.5	1	1			5%	1	200ms	15			Separate Voltage Monitor Outputs	E, I	MSOP-8, SO-8	\$1.75
LTC1727-5	3	5, 3.3	1	1			5%	1	200ms	15			Separate Voltage Monitor Outputs	E, I	MSOP-8, SO-8	\$1.75
LTC1728-1.8	3	3, 1.8	1	1			5%	1	200ms	15				E	TSOT-5	\$1.35
LTC1728-2.5	3	3.3, 2.5	1	1			5%	1	200ms	15				E	TSOT-5	\$1.35
LTC1728-3.3	3	3.3, 1.8	1	1			5%	1	200ms	15				E	TSOT-5	\$1.35
LTC1728-5	3	5, 3.3	1	1			5%	1	200ms	15				E, H	TSOT-5	\$1.35
LTC1985-1.8	3	3, 1.8	1	1			5%	1	200ms	15			Push-Pull Active Low RESET	E	TSOT-5	\$1.35
LTC2919	3	2.5/3.3/5	2	0.5	yes	yes	1.5%	0.5	200ms	50			Selectable Polarity For Negative and OV Monitoring, Shunt Regulator, ADJ Comparator Outputs	I, H	MSOP-10, 3x2 DFN 10	\$1.75
LTC2909-5	3	5	2	0.5	yes	yes		0.5	200ms	50			Selectable Polarity for Negative and OV Monitoring, Shunt Regulated for High Supply Voltage Operation	I	TSOT-8, DFN-8	\$1.55
LTC2909-3.3	3	3.3	2	0.5	yes	yes		0.5	200ms	50			Selectable Polarity for Negative and Ov Monitoring, Shunt Regulated for High Supply Voltage Operation	I	TSOT-8, DFN-8	\$1.55
LTC2909-2.5	3	2.5	2	0.5	yes	yes		0.5	200ms	50			Selectable Polarity for Negative and Ov Monitoring, Shunt Regulated for High Supply Voltage Operation	I	TSOT-8, DFN-8	\$1.55
LTC2913	2		2	0.5	yes					60			Dual UV/OV Monitor, UV/OV Outputs, Shunt Regulated for High Voltage Operation	I	MSOP-10, DFN-10	\$2.30
LTC1696	2		2	0.88	yes			0.88		1.1mA			±2% Ov Threshold Accuracy. Gate Drive for Scr Crowbar or External N-Channel FET	E	TSOT-6	\$1.70
LTC2904	2	5 to 1					5%, 7.5%, 10%	1	200ms	65			Pin Selectable Thresholds and Tolerances of 5%, 7.5%, 10%.	I	TSOT-8, DFN-8	\$1.35
LTC2905	2	5 to 1					5%, 7.5%, 10%	1	Adj	65			Pin Selectable Thresholds and Tolerances of 5%, 7.5%, 10%.	I	TSOT-8, DFN-8	\$1.35
LTC2906	2	5, 3.3, 2.5	1	0.5			5%, 7.5%, 10%	1	200ms	50			Pin Selectable Thresholds and Tolerances of 5%, 7.5%, 10%	I	TSOT-8, DFN-8	\$1.35
LTC2907	2	5, 3.3, 2.5	1	0.5			5%, 7.5%, 10%	1	Adj				Pin Selectable Thresholds and Tolerances of 5%, 7.5%, 10%	I	TSOT-8, DFN-8	\$1.35
LTC1921	2	48V			yes					160	no	no	Dual -48V Supply Monitor	I	DIP-8, SO-8	\$2.50
LT6700	2		2	0.4	yes					6.3	no	no	Dual Comparator and 400mV Voltage Reference	I	SOT23, 2x3 DFN-6	\$1.25
LTC1442	2		2	1.182	yes					3.5	no	no	Dual Comparator and 1.182mV Voltage Reference	I	DIP-8, SO-8	\$2.20
LTC1843	2		2	1.182	yes					3.5	no	no	Dual Comparator and 1.182mV Voltage Reference. Open Drain Outputs	I	DIP-8, SO-8	\$1.40
LTC2934	1	1.6V to 6V	1	0.4			5%	0.4	15ms/200ms	0.5		yes	500nA Supply Current, Resistor-Set Reset and Power Fail Thresholds	I	TSOT-8, 2x2 DFN-8	C.F.

† Primary Sort Column

Part Number	† Number of Voltage Monitors	Fixed Voltage Range, (V)	Adjustable Inputs	Minimum Adj Threshold, (V)	OV Monitor	Negative Monitor	Reset Threshold Tolerance	Minimum Reset Level (V)	Reset Pulse Width	Supply Current (µA)	Watchdog Timer	Power Fail Warning	Comments	Ext. Temp.	Package	Price 1K Qty
LTC2935	1	1.6V to 6V	1	0.4			5%	2.25	200ms	0.5		yes	500nA Supply Current, 8 User-Selectable Reset and Power Fail Thresholds	I	TSOT-8, 2x2 DFN-8	C.F.
LTC2915	1	12 to 0.5	1	0.5			5%, 10%, 15%	0.5	Adj	30			Single Supervisor Monitors 27 Unique Thresholds Between 12V and 0.5V	I, H	TSOT-8, DFN-8	\$1.05
LTC2916	1	12 to 0.5	1	0.5			5%	0.5	Adj	30			Single Supervisor Monitors 9 Unique Thresholds Between 12V and 0.5V, Manual Reset	I, H	TSOT-8, DFN-8	\$1.05
LTC2917	1	12 to 0.5	1	0.5			5%, 10%, 15%	0.5	Adj	30	Adj		Single Supervisor Monitors 27 Unique Thresholds Between 12V and 0.5V	I, H	MSOP-10, DFN-10	\$1.30
LTC2918	1	12 to 0.5	1	0.5			5%	0.5	Adj	30	Adj		Single Supervisor Monitors 9 Unique Thresholds Between 12V and 0.5V, Manual Reset	I, H	MSOP-10, DFN-10	\$1.30
LTC2912	1		1	0.5	yes					40			Single UV/OV Monitor, UV/OV Outputs, Shunt Regulated for High Voltage Operation	I	TSOT-8, DFN-8	\$1.45
LTC1232	1	5					5%, 10%	1	600ms	500	yes		Pushbutton Input	I	DIP-8, SO-8	\$1.75
LTC1235	1	5					7%	1	200ms	600	yes	yes	UL Recognized and Conditional Battery Backup. Ram Protect and Pushbutton Input	I	DIP-16, SO-16	\$3.70
LTC1998	1		1	2.5-3.25				2.5		2.5			1% Accuracy Battery Monitor, Comparator/V _{REF}	I	TSOT-6	\$0.90
LTC690	1	5					7%	1	50ms	600	yes	yes	UL Recognized Battery Backup	I	DIP-8, SO-8	\$3.40
LTC691	1	5					7%	1	50ms	600	yes	yes	UL Recognized and Conditional Battery Backup. Ram Protect	I	DIP-16, SO-16	\$3.70
LTC692	1	5					12%	1	200ms	600	yes	yes	UL Recognized Battery Backup	I	DIP-8, SO-8	\$3.40
LTC693	1	5					12%	1	200ms	600	yes	yes	UL Recognized and Conditional Battery Backup. Ram Protect	I	DIP-16, SO-16	\$3.70
LTC694	1	5					7%	1	200ms	600	yes	yes	UL Recognized Battery Backup	I	DIP-8, SO-8	\$3.40
LTC694-3.3	1	3.3					12%	1	200ms	600	yes	yes	UL Recognized Battery Backup	I	DIP-8, SO-8	\$3.65
LTC695	1	5					7%	1	200ms	600	yes	yes	UL Recognized and Conditional Battery Backup. Ram Protect	I	DIP-16, SO-16	\$3.70
LTC695-3.3	1	3.3					12%	1	200ms	600	yes	yes	UL Recognized and Conditional Battery Backup. Ram Protect	I	DIP-16, SO-16	\$4.00
LTC699	1	5					7%	1	200ms	600	yes			I	DIP-8, SO-8	\$2.45

† Primary Sort Column

PUSHBUTTON CONTROLLERS

Part Number	Supply Voltage (V)	Supply Current (µA)	ON Timer (ms)	OFF Timer	Kill Timer (ms)	Ideal Diode	External FET	Ext. Temp.	Comments	Package	Price 1K Qty
LTC2950	2.7 to 26	6	Adj	Adj	512			I	Active High Enable Output (LTC2950-1), Active Low Enable Output (LTC2950-2)	TSOT-8, DFN-8	\$1.75
LTC2951	2.7 to 26	6	128	Adj	Adj			I	Active High Enable Output (LTC2951-1), Active Low Enable Output (LTC2951-2)	TSOT-8, DFN-8	\$1.75
LTC2952	2.7 to 28	25	Adj	Adj	400	yes	P-Channel	I	Pushbutton PowerPath Controller with System Monitoring	TSSOP-20, QFN-20	\$2.95
LTC2953	2.7 to 27	14	32	Adj	512			I	Pushbutton Controller with Dual Input Battery Monitor and Output Supervisor	3x3 DFN-12	\$2.30
LTC2954	2.7 to 26	6	Adj	Adj	512			I	Interrupt Logic for Menu Driven Applications. Active High Enable output (LTC2954-1), Active Low Enable Output (LTC2954-2)	TSOT-8, DFN-8	\$1.81

SUPPLY TRACKERS, SEQUENCERS AND MARGINING CONTROLLERS

Part Number	Supply Voltage (V)	Max Voltage (V)	Total Supplies	Tracking ⁽¹⁾	Sequencing	Tracking Methods			Circuit Breakers	Input Monitors	DC/DC Enable	Margining	PWRGD	Ext. Temp.	Comments	Package	Price 1K Qty
						Series FETs	DC/DC Feedback	Up/Down									
LTC2927	2.9 to 5.5		1	Flexible	Yes			1	Both					I	Single Power Supply Tracking Controller for Point of Load or Distributed Applications	TSOT-8, 3x2 DFN-8	\$1.55
LTC2920-1/-2	2.3 to 6		1/2									yes		I	Symmetric and Asymmetric High and Low Voltage Margining. Single (LTC2920-1) or Dual (LTC2920-2)	TSOT-5, MSOP-8	\$1.20
LTC2970	5 or 12		2	Coincident	Yes			2	Both	6 (14-Bit ADC)		yes (8-Bit DAC)	yes	I	Dual Digital Power Monitor and Margining Controller, ±0.5% Unadjusted Error, 14-Bit ADC, 8-Bit DACs, Internal Temp Sensor, Automatic Servo to Programmed Voltage, Under- and Overvoltage/Current Measurements	4x5 QFN-24	\$3.99



Amps, Refs, Filters, Comp
 Power Management
 Data Conversion
 Interface
 High Frequency
 Reference Material

SYSTEM MONITORING AND CONTROL

μP SUPERVISORY

Part Number	Supply Voltage (V)	Max Voltage (V)	Total Supplies	Tracking ⁽¹⁾	Sequencing	Tracking Methods		Circuit Breakers	Input Monitors	DC/DC Enable	Margining	PWRGD	Ext. Temp.	Comments	Package	Price 1K Qty	
						Series FETs	DC/DC Feedback										
LTC2923	2.9 to 5.5		3	Flexible	Yes	1	2	Both	1					I	Closed Loop (Feedback) Tracking for Two Supplies without Series FETs or a Third Supply with a Series FET (Open Loop)	MS-10, 4×3 DFN-12	\$2.95
LTC2926	2.9 to 5.5		3	Flexible	Yes	3	2	Both						I	Closed Loop (Feedback) Tracking for Three Supplies with Series FETs, Integrated Remote Sense Switching for Voltage Drop Compensation	SSOP-20, 4×5 QFN-20	\$3.50
LTC2925	2.9 to 5.5		4	Flexible	Yes	1	3	Both	1					I	Closed Loop (Feedback) Tracking for Three Supplies without Series FETs or a Fourth Supply with a Series FET (Open Loop). Remote Sense Switch for Voltage Drop Compensation	SSOP-24, 4×4 QFN-24	\$3.75
LTC2928	2.9 to 16.5		4		Yes			Both		4	yes			I	Hardware Configuration of Power Turn-On/Off Sequence with Adjustable Time Positions, Supply Monitoring with 1.5% Accuracy, Supply Failures Diagnostics	SSOP-36, 5×7 QFN-38	\$3.95
LTC2921	2.5, 3.3 or 5	12	5	Coincident	No ⁽²⁾	5		Up Only	1	5		yes		I	Open Loop Tracking Using Common FET. 3 Remote Sense Switches for Voltage Drop Compensation	SSOP-16	\$3.15
LTC2922	2.5, 3.3 or 5	12	5	Coincident	No ⁽²⁾	5		Up Only	1	5		yes		I	Open Loop Tracking Using Common FET. 5 Remote Sense Switches for Voltage Drop Compensation	SSOP-20	\$3.40
LTC2924	3 to 6.5		6		Yes	4		Both		yes	yes			I	On/Off Power Supply Sequencer	SSOP-16	\$2.65

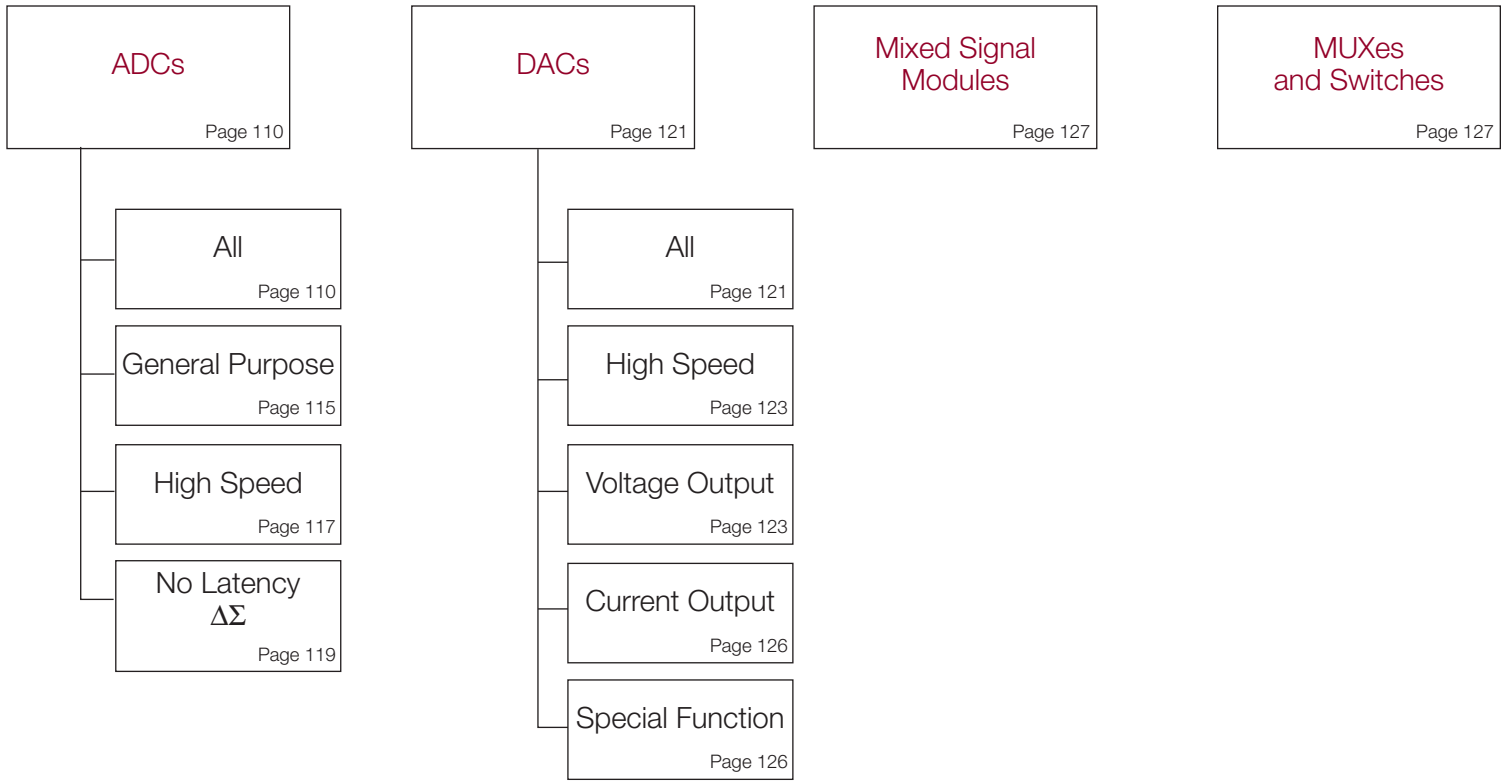
Notes:

1. Flexible Tracking = Coincident, Ratiometric or Offset
2. Limited sequencing possible

POWER MONITORS

Part Number	Supply Voltage (V)	Current/Voltage Pairs Monitored	Tracking Via DC/DC Feedback	Sequencing	On-Chip ADC	On-Chip Margining	PWRGD	Interface	Ext. Temp.	Comments	Package	Price 1K Qty
LTC4151	7 to 80	1	-	-	12-Bit	-	-	I ² C	I	High V _{IN} , Single Voltage/Current Monitor with Auxiliary Input. 12-Bit ADC, Continuous or Snap Shot Scan Modes,	3×3 DFN-10, MSOP-10	\$1.55
LTC2970	5 or 12	2	Coincident, Up and Down	yes	14-Bit	yes (8-Bit DACs)	yes	I ² C	I	Dual Digital Power Monitor and Margining Controller, ±0.5% Unadjusted Error, 14-Bit ADC, 8-Bit DACs, Internal Temp Sensor, Automatic Servo To Programmed Voltage, Under- and Overvoltage/Current Measurements	4×5 QFN-24	\$3.99

Data Conversion



ADCs (ALL)

Amps, Refs, Filters, Comps
 Power Management
 Data Conversion
 Interface
 High Frequency
 Reference Material

Part Number	† Bits	MUX	‡ Speed (sps)	SINAD (dB)	DNL (LSB)	INL (LSB)	Offset (LSB)	Full-Scale (LSB)	Power (mW)	Supply (V)	Bipolar Input	Serial I/O	Internal Reference	Input Span	Shutdown	Ext. Temp.	Comments	Package-Pins	Price 1K Qty ⁽¹⁾
LTC2442	24	2/4	8K	1	10ppm	5µV	50ppm	50	50	4.5 to 5.5	yes	SPI		-V _{REF} /2 to V _{REF} /2	no	I	Integrated Amplifier	SSOP-36	\$7.45
LTC2444	24	4/8	8K	1	15ppm	5µV	50ppm	40	40	4.5 to 5.5	yes	SPI		-V _{REF} /2 to V _{REF} /2	yes	I		5x7 QFN-38	\$6.45
LTC2445	24	4/8	8K	1	15ppm	5µV	50ppm	40	40	4.5 to 5.5	yes	SPI		-V _{REF} /2 to V _{REF} /2	yes	I		5x7 QFN-38	\$6.45
LTC2446	24	4/8	8K	1	15ppm	5µV	50ppm	40	40	4.5 to 5.5	yes	SPI		-V _{REF} /2 to V _{REF} /2	yes	I	Multiple Reference Inputs	5x7 QFN-38	\$7.15
LTC2447	24	4/8	8K	1	15ppm	5µV	50ppm	40	40	4.5 to 5.5	yes	SPI		-V _{REF} /2 to V _{REF} /2	yes	I	Multiple Reference Inputs	5x7 QFN-38	\$7.15
LTC2448	24	8/16	8K	1	15ppm	5µV	50ppm	40	40	4.5 to 5.5	yes	SPI		-V _{REF} /2 to V _{REF} /2	yes	I		5x7 QFN-38	\$7.15
LTC2449	24	8/16	8K	1	15ppm	5µV	50ppm	40	40	4.5 to 5.5	yes	SPI		-V _{REF} /2 to V _{REF} /2	yes	I		5x7 QFN-38	\$7.15
LTC2440	24		4K	1	15ppm	5µV	30ppm	40	40	4.5 to 5.5	yes	SPI		-V _{REF} /2 to V _{REF} /2	yes	I		SSOP-16	\$5.75
LTC2415	24		15	1	14ppm	2mV	12ppm	1	1	2.7 to 5.5	yes	SPI		-V _{REF} /2 to V _{REF} /2	yes	I		SSOP-16	\$5.50
LTC2415-1	24		13.75	1	14ppm	2mV	12ppm	1	1	2.7 to 5.5	yes	SPI		-V _{REF} /2 to V _{REF} /2	yes	I		SSOP-16	\$5.50
LTC2484	24		15	1	10ppm	2.5µV	25ppm	0.48	0.48	2.7 to 5.5	yes	SPI		-V _{REF} /2 to V _{REF} /2	yes	I	Easy Drive™, Temp Sensor	3x3 DFN-10	\$2.45
LTC2485	24		15	1	10ppm	2.5µV	25ppm	0.48	0.48	2.7 to 5.5	yes	℞C		-V _{REF} /2 to V _{REF} /2	yes	I	Easy Drive, Temp Sensor	3x3 DFN-10	\$2.45
LTC2492	24	2/4	15	1	10ppm	2.5µV	25ppm	0.48	0.48	2.7 to 5.5	yes	SPI		-V _{REF} /2 to V _{REF} /2	yes	I	Easy Drive, Temp Sensor	4x3 DFN-14	\$2.95
LTC2493	24	2/4	15	1	10ppm	2.5µV	25ppm	0.48	0.48	2.7 to 5.5	yes	℞C		-V _{REF} /2 to V _{REF} /2	yes	I	Easy Drive, Temp Sensor	4x3 DFN-14	\$2.95
LTC2498	24	8/16	15	1	10ppm	2.5µV	25ppm	0.48	0.48	2.7 to 5.5	yes	SPI		-V _{REF} /2 to V _{REF} /2	yes	I	Easy Drive, Temp Sensor	5x7 QFN-38	\$3.45
LTC2499	24	8/16	15	1	10ppm	2.5µV	25ppm	0.48	0.48	2.7 to 5.5	yes	℞C		-V _{REF} /2 to V _{REF} /2	yes	I	Easy Drive, Temp Sensor	5x7 QFN-38	\$3.45
LTC2400	24		7.5	1	10ppm	2ppm	10ppm	1	1	2.7 to 5.5		SPI		0 to V _{REF} ±12%	yes	I		SO-8	\$5.50
LTC2401	24		7.5	1	10ppm	2ppm	10ppm	1	1	2.7 to 5.5		SPI		0 to V _{REF} ±12%	yes	I		MSOP-10	\$5.30
LTC2402	24	2	7.5	1	10ppm	2ppm	10ppm	1	1	2.7 to 5.5		SPI		0 to V _{REF} ±12%	yes	I		MSOP-10	\$5.60
LTC2404	24	4	7.5	1	10ppm	2ppm	10ppm	1	1	2.7 to 5.5		SPI		0 to V _{REF} ±12%	yes	I		SSOP-28	\$6.00
LTC2408	24	8	7.5	1	10ppm	2ppm	10ppm	1	1	2.7 to 5.5		SPI		0 to V _{REF} ±12%	yes	I		SSOP-28	\$6.25
LTC2410	24		7.5	1	14ppm	2.5mV	12ppm	1	1	2.7 to 5.5	yes	SPI		-V _{REF} /2 to V _{REF} /2	yes	I		SSOP-16	\$5.50
LTC2411	24		7.5	1	14ppm	2.5mV	12ppm	1	1	2.7 to 5.5	yes	SPI		-V _{REF} /2 to V _{REF} /2	yes	I		MSOP-10	\$5.50
LTC2411-1	24		7.5	1	14ppm	20mV	12ppm	1	1	2.7 to 5.5	yes	SPI		-V _{REF} /2 to V _{REF} /2	yes	I		MSOP-10	\$5.50
LTC2413	24		7.5	1	14ppm	2.5mV	12ppm	1	1	2.7 to 5.5	yes	SPI		-V _{REF} /2 to V _{REF} /2	yes	I		SSOP-16	\$5.50
LTC2412	24	2	7.5	1	14ppm	2.5µV	12ppm	1	1	2.7 to 5.5	yes	SPI		-V _{REF} /2 to V _{REF} /2	yes	I		SSOP-16	\$4.75
LTC2414	24	4/8	7.5	1	14ppm	10mV	12ppm	1	1	2.7 to 5.5	yes	SPI		-V _{REF} /2 to V _{REF} /2	yes	I		SSOP-28	\$6.25
LTC2418	24	8/16	7.5	1	14ppm	10mV	12ppm	1	1	2.7 to 5.5	yes	SPI		-V _{REF} /2 to V _{REF} /2	yes	I		SSOP-28	\$6.95
LTC2435	20		15	1	20ppm	5mV	25ppm	1	1	2.7 to 5.5	yes	SPI		-V _{REF} /2 to V _{REF} /2	yes	I		SSOP-16	\$3.55
LTC2435-1	20		13.75	1	20ppm	5mV	25ppm	1	1	2.7 to 5.5	yes	SPI		-V _{REF} /2 to V _{REF} /2	yes	I		SSOP-16	\$3.55
LTC2420	20		7.5	1	10ppm	10ppm	10ppm	1	1	2.7 to 5.5		SPI		0 to V _{REF} ±12%	yes	I		SO-8	\$4.25
LTC2421	20		7.5	1	10ppm	10ppm	10ppm	1	1	2.7 to 5.5		SPI		0 to V _{REF} ±12%	yes	I		MSOP-10	\$4.35
LTC2422	20	2	7.5	1	10ppm	10ppm	10ppm	1	1	2.7 to 5.5		SPI		0 to V _{REF} ±12%	yes	I		MSOP-10	\$4.50
LTC2424	20	4	7.5	1	10ppm	10ppm	15ppm	1	1	2.7 to 5.5		SPI		0 to V _{REF} ±12%	yes	I		SSOP-28	\$4.75
LTC2428	20	8	7.5	1	10ppm	10ppm	15ppm	1	1	2.7 to 5.5		SPI		0 to V _{REF} ±12%	yes	I		SSOP-28	\$5.25
LTC2430	20		7.5	1	20ppm	20mV	20ppm	1	1	2.7 to 5.5	yes	SPI		-V _{REF} /2 to V _{REF} /2	yes	I		SSOP-16	\$3.55
LTC2431	20		7.5	1	20ppm	20mV	20ppm	1	1	2.7 to 5.5	yes	SPI		-V _{REF} /2 to V _{REF} /2	yes	I		MSOP-10	\$3.70
LTC2209#3BC	16	180M	76.5	1	2.5	16mV	2%	1700	3.3	yes	yes	yes	yes	±0.75V to ±1.125V	yes	I	LVDS or CMOS Outputs	9x9 QFN-64	C.F.
LTC2209	16	160M	77.1	1	5	10mV	2%	1450	3.3	yes	yes	yes	yes	±0.75V to ±1.125V	yes	I	LVDS or CMOS Outputs	9x9 QFN-64	\$72.50
LTC2208	16	130M	77.7	1	4.5	8.5mV	1.5%	1250	3.3	yes	yes	yes	yes	±0.75V to ±1.125V	yes	I	LVDS or CMOS Outputs	9x9 QFN-64	\$65.00
LTC2217	16	105M	81.2	1	4	6mV	1.0%	1190	3.3	yes	yes	yes	yes	±1.375V	yes	I	Low Noise	9x9 QFN-64	\$68.00
LTC2274	16	105M	77.5	1	4.5	8.5mV	1.50%	1300	3.3	yes	yes	yes	yes	±0.75V to ±1.125V	yes	I	High Speed Current Mode Logic Serial Outputs	6x6 QFN-40	\$68.00
LTC2207	16	105M	77.9	1	4.5	8.5mV	1.5%	900	3.3	yes	yes	yes	yes	±0.75V to ±1.125V	yes	I		7x7 QFN-48	\$56.67
LTC2216	16	80M	81.3	1	3.5	6mV	1.0%	970	3.3	yes	yes	yes	yes	±1.375V	yes	I	Low Noise	9x9 QFN-64	\$58.00
LTC2206	16	80M	77.9	1	4.5	8.5mV	1.5%	725	3.3	yes	yes	yes	yes	±0.75V to ±1.125V	yes	I		7x7 QFN-48	\$48.33
LTC2215	16	65M	81.5	1	3.5	6mV	1.0%	700	3.3	yes	yes	yes	yes	±1.375V	yes	I	Low Noise	9x9 QFN-64	\$52.00
LTC2205	16	65M	79	1	4.5	8.5mV	1.9%	610	3.3	yes	yes	yes	yes	±0.75V to ±1.125V	yes	I		7x7 QFN-48	\$43.33
LTC2204	16	40M	79.1	1	4.5	8.5mV	1.9%	480	3.3	yes	yes	yes	yes	±0.75V to ±1.125V	yes	I		7x7 QFN-48	\$35.00
LTC2203	16	25M	81.5	1	4.5	10mV	1.5%	220	3.3	yes	yes	yes	yes	±0.834V to ±1.25V	yes	I	Single Ended Clock	7x7 QFN-48	\$30.00
LTC2202	16	10M	81.5	1	4.5	10mV	1.5%	140	3.3	yes	yes	yes	yes	±0.834V to ±1.25V	yes	I	Single Ended Clock	7x7 QFN-48	\$25.00
LTC1608A	16	500K	90	1	2	0.13%	0.25%	270	±5	yes	yes	yes	yes	±2.5V	yes	I		SSOP-36	\$16.50
LTC1604A	16	333K	90	1	2	0.13%	0.25%	220	±5	yes	yes	yes	yes	±2.5V	yes	I		SSOP-36	\$20.50
LTC1603	16	250K	90	1	3	0.13%	0.25%	220	±5	yes	yes	yes	yes	±2.5V	yes	I		SSOP-36	\$9.95
LTC1864A	16	250K	83	2	6	5mV	20mV	4.25	5			SPI		0V to 5V	yes	I		MSOP-8/SO-8	\$5.95
LTC1865A	16	2	250K	83	2	6	5mV	20mV	4.25	5		SPI		0V to 5V	yes	I		MSOP-8/SO-8	\$6.45

† Primary Sort Column
‡ Secondary Sort Column

MS-8, MS-10 = MSOP; SSOPN = Narrow SSOP; SSOPW = Wide SSOP; SOW = Wide SO



ADCs (ALL)

Part Number	† Bits	MUX	‡ Speed (sps)	SINAD (dB)	DNL (LSB)	INL (LSB)	Offset (LSB)	Full-Scale (LSB)	Power (mW)	Supply (V)	Bipolar Input	Serial I/O	Internal Reference	Input Span	Shutdown	Ext. Temp.	Comments	Package-Pins	Price 1K Qty ⁽¹⁾
LTC1606A	16		250K	90	1	2	10mV	0.25%	75	5	yes		yes	±10V	no	I		SSOP-28/SO(W)-28	\$19.50
LTC1609A	16		200K	87.5	1	2	10mV	0.25%	65	5	yes	SPI	yes	0V to 5V, 0V to 10V, 0V to 4V, ±10V, ±5V, ±3.3V	yes	I		SSOP-28/SO(W)-20	\$14.95
LTC1867A	16	8	200K	88	1	2	32	64	6.5	5	yes	SPI	yes	0V to 4.096V, ±2.048V	yes	I		SSOP-16	\$7.75
LTC1867LA	16	8	175K	83	1	3	32	64	2	3	yes	SPI	yes	0V to 2.5V, ±1.25V	yes	I		SSOP-16	\$7.75
LTC1864LA	16		150K	82	2	6	5mV	20mV	1.22	3		SPI		0V to 3V	yes	I		MSOP-8/SO-8	\$5.95
LTC1865LA	16	2	150K	82	2	6	5mV	20mV	1.22	3		SPI		0V to 3V	yes	I		MSOP-8/SO-8	\$6.45
LTC1605A	16		100K	87	1	2	10mV	0.25%	55	5	yes		yes	±10V	no	I		DIP-28/SSOP-28/SO(W)-28	\$17.00
LTC1605-1	16		100K	87	2	3	10mV	0.50%	55	5			yes	0V to 4V	no	I		DIP-28/SSOP-28	\$17.00
LTC1605-2	16		100K	87	2	3	10mV	0.50%	55	5	yes		yes	±4V	no	I		DIP-28/SSOP-28	\$17.00
LTC1859	16	8	100K	87	-2 to 4	3	25	0.20%	40	5	yes	SPI	yes	0V to 5V, 0V to 10V, ±10V, ±5V	yes	I	SoftSpan™ with ±25V Fault Protection	SSOP-28	\$17.95
LTC1856	16	8	100K	87	-2 to 4	3	23	0.10%	40	5	yes	SPI	yes	±10V	yes	I	±30V Fault Protection	SSOP-28	\$12.95
LTC2450-1	16		60		1	10	2mV	0.02%	1.05	2.7 to 5.5		SPI		0V to V _{CC}	yes	I	Ultra Tiny ΔΣ ADC	2×2 DFN-6	\$1.15
LTC2451	16		60		1	10	2mV	0.02%	1.05	2.7 to 5.5		I²C		0V to V_{CC}	yes	I	Ultra Tiny ΔΣ ADC, 60Hz Output	3×2 DFN-8/TSOT-8	\$1.15
LTC2452	16		60		1	10	2mV	0.02%	1.05	2.7 to 5.5		SPI		0V to V_{CC}	yes	I	Ultra Tiny ΔΣ ADC, Differential Input	3×2 DFN-8/TSOT-8	\$1.25
LTC2453	16		60		1	10	2mV	0.02%	1.05	2.7 to 5.5		I²C		0V to V_{CC}	yes	I	Ultra Tiny ΔΣ ADC, Differential Input	3×2 DFN-8/TSOT-8	\$1.25
LTC2450	16		30		1	10	2mV	0.02%	1.05	2.7 to 5.5		SPI		0V to V _{CC}	yes	I	Ultra Tiny ΔΣ ADC, 30Hz Output	2×2 DFN-6	\$1.15
LTC2480	16		15		1	10ppm	2.5μV	25ppm	0.48	2.7 to 5.5	yes	SPI		-V _{REF/2} to V _{REF/2}	yes	I	Easy Drive, Temp Sensor, PGA	3×3 DFN-10	\$1.85
LTC2481	16		15		1	10ppm	2.5μV	25ppm	0.48	2.7 to 5.5	yes	I ² C		-V _{REF/2} to V _{REF/2}	yes	I	Easy Drive, Temp Sensor, PGA	3×3 DFN-10	\$1.85
LTC2486	16	2/4	15		1	20ppm	5μV	32ppm	0.48	2.7 to 5.5	yes	SPI		-V _{REF/2} to V _{REF/2}	yes	I	Easy Drive, Temp Sensor, PGA	4×3 DFN-14	\$2.35
LTC2487	16	2/4	15		1	20ppm	5μV	32ppm	0.48	2.7 to 5.5	yes	I ² C		-V _{REF/2} to V _{REF/2}	yes	I	Easy Drive, Temp Sensor, PGA	4×3 DFN-14	\$2.35
LTC2494	16	8/16	15		1	20ppm	5μV	32ppm	0.48	2.7 to 5.5	yes	SPI		-V _{REF/2} to V _{REF/2}	yes	I	Easy Drive, Temp Sensor, PGA	5×7 QFN-38	\$2.85
LTC2495	16	8/16	15		1	20ppm	5μV	32ppm	0.48	2.7 to 5.5	yes	I ² C		-V _{REF/2} to V _{REF/2}	yes	I	Easy Drive, Temp Sensor, PGA	5×7 QFN-38	\$2.85
LTC2482	16		7.5		1	20ppm	5μV	32ppm	0.48	2.7 to 5.5	yes	SPI		-V _{REF/2} to V _{REF/2}	yes	I	Easy Drive	3×3 DFN-10	\$1.65
LTC2483	16		7.5		1	10ppm	2.5μV	25ppm	0.48	2.7 to 5.5	yes	I ² C		-V _{REF/2} to V _{REF/2}	yes	I	Easy Drive	3×3 DFN-10	\$1.65
LTC2488	16	2/4	7.5		1	20ppm	5μV	32ppm	0.48	2.7 to 5.5	yes	SPI		-V _{REF/2} to V _{REF/2}	yes	I	Easy Drive	4×3 DFN-14	\$2.15
LTC2489	16	2/4	7.5		1	20ppm	5μV	32ppm	0.48	2.7 to 5.5	yes	I ² C		-V _{REF/2} to V _{REF/2}	yes	I	Easy Drive	4×3 DFN-14	\$2.15
LTC2496	16	8/16	7.5		1	20ppm	5μV	32ppm	0.48	2.7 to 5.5	yes	SPI		-V _{REF/2} to V _{REF/2}	yes	I	Easy Drive	5×7 QFN-38	\$2.65
LTC2497	16	8/16	7.5		1	20ppm	5μV	32ppm	0.48	2.7 to 5.5	yes	I ² C		-V _{REF/2} to V _{REF/2}	yes	I	Easy Drive	5×7 QFN-38	\$2.65
LTC2433-1	16		6.8		1	1.25	20μV	1.25	1	2.7 to 5.5	yes	SPI		-V _{REF/2} to V _{REF/2}	yes	I	MSOP-10	\$1.95	
LTC2436-1	16	2	6.8		1	3	1	3	1	2.7 to 5.5	yes	SPI		-V _{REF/2} to V _{REF/2}	yes	I	SSOP-16	\$2.45	
LTC2439-1	16	8/16	6.8		1	1.25	20μV	1.25	1	2.7 to 5.5	yes	SPI		-V _{REF/2} to V _{REF/2}	yes	I	SSOP-28	\$3.75	
LTC2285	14		125M			0.6	1.5	12mV	2.5%	790	3	yes	yes	±0.5V to ±1V	yes	I		9×9 QFN-64	\$73.50
LTC2255	14		125M	72.2	1	5	12mV	2.5%	395	3	yes	yes	yes	±0.5V to ±1V	yes	I		5×5 QFN-32	\$49.00
LTC2284	14		105M	72.2	0.6	1.5	12mV	2.5%	540	3	yes	yes	yes	±0.5V to ±1V	yes	I	Dual ADC	9×9 QFN-64	\$61.50
LTC2254	14		105M	72.4	1	5.5	12mV	2.5%	320	3	yes	yes	yes	±0.5V to ±1V	yes	I		5×5 QFN-32	\$41.00
LTC1748	14		80M	76	1.5	3	35mV	3.5%	1400	5	yes	yes	yes	±1V to ±1.6V	no	I		TSSOP-48	\$32.30
LTC1750	14		80M	75.2	1.5	3	35mV	3.5%	1450	5	yes	yes	yes	±0.7V to ±1.125V	no	I	Undersampling to 500MHz	TSSOP-48	\$32.30
LTC2249	14		80M	72.9	1	4	12mV	2.5%	222	3	yes	yes	yes	±0.5V to ±1V	yes	I		5×5 QFN-32	\$25.00
LTC2299	14		80M	72.9	1	5	12mV	2.5%	444	3	yes	yes	yes	±0.5V to ±1V	yes	I	Dual ADC	9×9 QFN-64	\$37.50
LTC1742	14		65M	76.2	1	3	35mV	3.5%	1275	5	yes	yes	yes	±1V to ±1.6V	no	I		TSSOP-48	\$24.65
LTC2248	14		65M	74.3	1	4	12mV	2.5%	205	3	yes	yes	yes	±0.5V to ±1V	yes	I		5×5 QFN-32	\$23.35
LTC2298	14		65M	74.3	1	5	12mV	2.5%	400	3	yes	yes	yes	±0.5V to ±1V	yes	I	Dual ADC	9×9 QFN-64	\$35.03
LTC1744	14		50M	77	1.5	4	20	3%	1500	5	yes	yes	yes	±1V to ±1.6V	no	I		TSSOP-48	\$25.00
LTC2247	14		40M	74.4	1	4	12mV	2.5%	120	3	yes	yes	yes	±0.5V to ±1V	yes	I		5×5 QFN-32	\$15.85
LTC2297	14		40M	74.4	1	5	12mV	2.5%	235	3	yes	yes	yes	±0.5V to ±1V	yes	I	Dual ADC	9×9 QFN-64	\$23.78
LTC1746	14		25M	77.5	1	3	30	2.5%	465	5	yes	yes	yes	±1V to ±1.6V	no	I		TSSOP-48	\$12.75
LTC2246	14		25M	74.5	1	4	12mV	2.5%	75	3	yes	yes	yes	±0.5V to ±1V	yes	I, H		5×5 QFN-32/7×7 LQFP	\$12.50
LTC2296	14		25M	74.5	1	5	12mV	2.5%	150	3	yes	yes	yes	±0.5V to ±1V	yes	I	Dual ADC	9×9 QFN-64	\$18.75
LTC2245	14		10M	74.4	1	4	12mV	2.5%	60	3	yes	yes	yes	±0.5V to ±1V	yes	I		5×5 QFN-32	\$10.00
LTC2295	14		10M	74.4	1	5	12mV	2.5%	120	3	yes	yes	yes	±0.5V to ±1V	yes	I	Dual ADC	9×9 QFN-64	\$17.00

† Primary Sort Column
 ‡ Secondary Sort Column
 *Simultaneous Sampling

Amps, Refs, Filters, Comps

Power Management

Data Conversion

Interface

High Frequency

Reference Material



ADCs (ALL)

Amps, Refs,
Filters, Comps

Power
Management

Data
Conversion
ADCs (ALL)

Interface

High
Frequency

Reference
Material

Part Number	† Bits	MUX	‡ Speed (sps)	SINAD (dB)	DNL (LSB)	INL (LSB)	Offset (LSB)	Full-Scale (LSB)	Power (mW)	Supply (V)	Bipolar Input	Serial I/O	Internal Reference	Input Span	Shutdown	Ext. Temp.	Comments	Package-Pins	Price 1K Qty (1)
LTC1740	14		6M	79.1	1.25	2.5	15	30	300	±5 or 5	yes		yes	±1.25V, ±2.5V, ±V _{REF} /1.8V	no	I		SSOP-36	\$17.20
LTC2355-14	14		3.5M	74.2	1	4	20	60	18	3.1 to 3.6		SPI	yes	0V to 2.5V	yes	I		MSOP-10	\$7.95
LTC2356-14	14		3.5M	74.2	1	4	20	60	18	3.1 to 3.6	yes	SPI	yes	±1.25V	yes	I		MSOP-10	\$7.95
LTC1407A	14	2*	3M	73.5	1	4	20	60	12	3		SPI	yes	0V to 2.5V	yes	I	Simultaneous Sampling	MSOP-10	\$7.00
LTC1407A-1	14	2*	3M	73.5	1	4	20	60	12	3	yes	SPI	yes	±1.25V	yes	I	Simultaneous Sampling	MSOP-10	\$7.00
LTC1403A	14		2.8M	73.5	1	4	20	60	12	3		SPI	yes	0V to 2.5V	yes	I, H		MSOP-10	\$7.00
LTC1403A-1	14		2.8M	73.5	1	4	20	60	12	3	yes	SPI	yes	±1.25V	yes	I		MSOP-10	\$7.00
LTC1411	14		2.5M	80	1	2	24	60	195	5	yes		yes	±0.64V to ±1.8V	yes	I		SSOP-36	\$18.00
LTC1414	14		2.2M	78	1.75	2	20	60	175	±5	yes		yes	±2.5V	no	I		SSOP-28	\$16.00
LTC2351-14	14	6*	1.5M	75	1	3	4.5mV	12mV	16.5	3	yes	SPI	yes	0V to 2.5V, ±1.25V	yes	I	Simultaneous Sampling	5×5 QFN-32	\$9.45
LTC1419A	14		800K	81.5	1	1.25	20	60	150	±5	yes		yes	±2.5V	yes	I		SSOP-28/SQ(W)-28	\$15.15
LTC1408	14	6*	600K	76	1	3	4.5mV	12mV	15	3	yes	SPI	yes	0V to 2.5V, ±1.25V	yes	I	Simultaneous Sampling	5×5 QFN-32	\$8.95
LTC1416	14		400K	80	1.5	2	20	40	70	±5	yes		yes	±2.5V	yes	I		SSOP-28	\$6.90
LTC1417A	14		400K	81	1	1.25	10	15	20	5, ±5	yes	SPI	yes	0V to 4V, ±2V	yes	I		SSOP-16	\$7.60
LTC1418A	14		200K	81.5	1	1.25	10	15	15	5, ±5	yes	Ser/Par	yes	0V to 4V, ±2V	yes	I		DIP-28/SSOP-28	\$7.90
LTC1858	14	8	100K	83	-1 to 1.5	1.5	15	0.25%	40	5	yes	SPI	yes	0V to 5V, 0V to 10V, ±5V, ±10V	yes	I	SoftSpan with ±30V Fault Protection	SSOP-28	\$12.95
LTC1855	14	8	100K	83	-1 to 1.5	1.5	8	0.40%	40	5	yes	SPI	yes	±10V	yes	I	±30V Fault Protection	SSOP-28	\$7.95
LTC2242-12	12		250M	65.3	1	2.7	17mV	3.2%	740	2.5	yes		yes	±0.5V to ±1V	yes	I	LVDS or CMOS Outputs	9×9 QFN-64	\$59.00
LTC2241-12	12		210M	65.4	1	2.3	15mV	3.4%	585	2.5	yes		yes	±0.5V to ±1V	yes	I	LVDS or CMOS Outputs	9×9 QFN-64	\$42.00
LTC2220-1	12		185M	62.7	1.2	1.8	35mV	2.5%	910	3.3	yes		yes	±0.5V to ±1V	yes	I	LVDS or CMOS Outputs	9×9 QFN-64	\$49.00
LTC2240-12	12		170M	65.5	1	2.1	15mV	3.5%	445	2.5	yes		yes	±0.5V to ±1V	yes	I	LVDS or CMOS Outputs	9×9 QFN-64	\$35.00
LTC2220	12		170M	62.7	1	1.5	35mV	2.5%	890	3.3	yes		yes	±0.5V to ±1V	yes	I	LVDS or CMOS Outputs	9×9 QFN-64	\$39.55
LTC2221	12		135M	62.8	1	1	35mV	2.5%	660	3.3	yes		yes	±0.5V to ±1V	yes	I	LVDS or CMOS Outputs	9×9 QFN-64	\$33.92
LTC2224	12		135M	67.4	1	1	35mV	2.5%	630	3.3	yes		yes	±0.5V to ±1V	yes	I		7×7 QFN-48	\$33.92
LTC2283	12		125M	69.8	1	1.5	12mV	2.5%	790	3	yes		yes	±0.5V to ±1V	yes	I	Dual ADC	9×9 QFN-64	\$41.25
LTC2253	12		125M	69.8	0.7	1.5	12mV	2.5%	395	3	yes		yes	±0.5V to ±1V	yes	I		5×5 QFN-32	\$27.50
LTC2282	12		105M	70	0.9	1.5	12mV	2.5%	540	3	yes		yes	±0.5V to ±1V	yes	I	Dual ADC	9×9 QFN-64	\$34.50
LTC2252	12		105M	70.1	0.7	1.5	12mV	2.5%	320	3	yes		yes	±0.5V to ±1V	yes	I		5×5 QFN-32	\$23.00
LTC2222	12		105M	68.4	1	1.3	30mV	2.5%	475	3.3	yes		yes	±0.5V to ±1V	yes	I		7×7 QFN-48	\$29.92
LTC1747	12		80M	72	0.8	1	35mV	3.5%	1400	5	yes		yes	±1V to ±1.6V	no	I		TSSOP-48	\$19.55
LTC1749	12		80M	71.7	0.8	1	35mV	3.5%	1400	5	yes		yes	±0.7V to ±1.125V	no	I	Undersampling to 500MHz	TSSOP-48	\$19.55
LTC2223	12		80M	68.5	0.8	1.1	30mV	2.5%	366	3.3	yes		yes	±0.5V to ±1V	yes	I		7×7 QFN-48	\$16.70
LTC2229	12		80M	70.6	0.8	1.1	12mV	2.5%	211	3	yes		yes	±0.5V to ±1V	yes	I		5×5 QFN-32	\$16.70
LTC2294	12		80M	70.6	0.8	1.4	12mV	2.5%	422	3	yes		yes	±0.5V to ±1V	yes	I	Dual ADC	9×9 QFN-64	\$25.05
LTC1741	12		65M	72	0.8	1	35mV	3.5%	1275	5	yes		yes	±1V to ±1.6V	no	I		TSSOP-48	\$12.75
LTC2228	12		65M	71.3	0.8	1.1	12mV	2.5%	205	3	yes		yes	±0.5V to ±1V	yes	I		5×5 QFN-32	\$12.08
LTC2293	12		65M	71.3	0.8	1.4	12mV	2.5%	400	3	yes		yes	±0.5V to ±1V	yes	I	Dual ADC	9×9 QFN-64	\$18.12
LTC1743	12		50M	72.2	0.8	1	5	1%	1000	5	yes		yes	±1V to ±1.6V	no	I		TSSOP-48	\$9.30
LTC2227	12		40M	71.4	0.7	1	12mV	2.5%	120	3	yes		yes	±0.5V to ±1V	yes	I		5×5 QFN-32	\$7.92
LTC2292	12		40M	71.4	0.8	1.4	12mV	2.5%	235	3	yes		yes	±0.5V to ±1V	yes	I	Dual ADC	9×9 QFN-64	\$11.88
LTC1745	12		25M	72.5	0.75	1	5	1%	380	5	yes		yes	±1V to ±1.6V	no	I		TSSOP-48	\$9.30
LTC2226	12		25M	71.4	0.7	1	12mV	2.5%	75	3	yes		yes	±0.5V to ±1V	yes	I		5×5 QFN-32/7×7 LQFP	\$7.50
LTC2291	12		25M	71.4	0.8	1.4	12mV	2.5%	150	3	yes		yes	±0.5V to ±1V	yes	I	Dual ADC	9×9 QFN-64	\$11.25
LTC1420	12		10M	72	1	1	12	20	200	5, ±5	yes		yes	±2V, ±1V, ±0.5V	no	I		SSOP-28	\$5.95
LTC2225	12		10M	71.3	0.4	1.1	12mV	2.5%	60	3	yes		yes	±0.5V to ±1V	yes	I		5×5 QFN-32	\$4.57
LTC2290	12		10M	71.3	0.7	1.3	12mV	2.5%	120	3	yes		yes	±0.5V to ±1V	yes	I	Dual ADC	9×9 QFN-64	\$10.00
LTC1405	12		5M	71.3	1	1	12	30	115	5, ±5	yes		yes	±2V, ±1V, ±0.5V	no	I		SSOP-28	\$5.95
LTC2355-12	12		3.5M	71.1	1	2	10	30	18	3.1 to 3.6		SPI	yes	0V to 2.5V	yes	I		MSOP-10	\$4.95
LTC2356-12	12		3.5M	71.1	1	2	10	30	18	3.1 to 3.6	yes	SPI	yes	±1.25V	yes	I		MSOP-10	\$4.95
LTC2366	12		3M	72	1	1	3	4	7.8	2.35 to 3.6		SPI		0V to 3.6V	yes	I, H	Industry Standard Pinout	TSOT-6/TSOT-8	C.F.
LTC1407	12	2*	3M	70.5	1	2	10	30	12	3		SPI	yes	0V to 2.5V	yes	I	Simultaneous Sampling	MSOP-10	\$4.00
LTC1407-1	12	2*	3M	70.5	1	2	10	30	12	3	yes	SPI	yes	±1.25V	yes	I	Simultaneous Sampling	MSOP-10	\$4.00
LTC1412	12		3M	72	1	1	6	15	150	±5	yes	SPI	yes	±2.5V	no	I		SSOP-28	\$9.95
LTC1403	12		2.8M	70.5	1	2	10	30	12	3		SPI	yes	0V to 2.5V	yes	I, H		MSOP-10	\$4.00

† Primary Sort Column
‡ Secondary Sort Column
*Simultaneous Sampling

Part Number	† Bits	MUX	†† Speed (sps)	SINAD (dB)	DNL (LSB)	INL (LSB)	Offset (LSB)	Full-Scale (LSB)	Power (mW)	Supply (V)	Bipolar Input	Serial I/O	Internal Reference	Input Span	Shutdown	Ext. Temp.	Comments	Package-Pins	Price 1K Q.
LTC1403-1	12		2.8M	70.5	1	2	10	30	12	3	yes	SPI	yes	±1.25V	yes	1		MSOP-10	\$4.00
LTC1402	12		2.2M	72	1	1	10	15	90	5, ±5	yes	SPI	yes	0V to 4V, ±2V	yes	1		SSOP-16	\$6.95
LTC2351-12	12	6*	1.5M	72	1	3	4.5mV	12mV	16.5	3	yes	SPI	yes	0V to 2.5V, ±1.25V	yes	1	Simultaneous Sampling	5×5 QFN-32	\$5.95
LTC1410	12		1.25M	71	1	1	6	15	160	±5	yes		yes	±2.5V	yes	1		SSOP-28/SO(W)-28	\$9.90
LTC1415	12		1.25M	69	1	1	6	20	55	5	yes		yes	0V to 4V	yes	1		SSOP-28/SO(W)-28	\$9.90
LTC1851	12	8	1.25M	70	1	1	7	6	50	5	yes		yes	0V to V _{REF} , 0V to V _{REF} /2 ±V _{REF} /2, ±V _{REF} /4	yes	1		TSSOP-48	\$6.95
LTC2365	12		1M	72	1	1	3	4	6	2.35 to 3.6		SPI		0V to 3.6V	yes	I, H	Industry Standard Pinout	TSOT-6/TSOT-8	C.F.
LTC1409	12		800K	72.5	1	1	6	15	80	±5	yes		yes	±2.5V	yes	1		SSOP-28/SO(W)-28	\$9.90
LTC1279	12		600K	70	1	1	4	15	60	5, ±5	yes		yes	0V to 5V, ±2.5V	yes	1		SSOP-24/SO(W)-24	\$13.00
LTC1404	12		600K	72	1	1	6	15	75	5, ±5	yes	SPI	yes	0V to 4V, ±2V	yes	1		SO-8	\$5.10
LTC1408-12	12	6*	600K	72	1	3	4.5mV	12mV	15	3	yes	SPI	yes	0V to 2.5V, ±1.25V	yes	1	Simultaneous Sampling	5×5 QFN-32	\$5.65
LTC2362	12		500K	72	1	1	3	4	3.3	2.35 to 3.6		SPI		0V to 3.6V	yes	I, H	Industry Standard Pinout	TSOT-6/TSOT-8	C.F.
LTC1278-5	12		500K	70	1	1	4	15	75	5, ±5	yes		yes	0V to 5V, ±2.5V	yes	1		DIP-24/SO(W)-24	\$12.65
LTC2302	12		500K	73	1	1	6	9	15	5	yes	SPI		0V to V_{REF} ±V_{REF}/2	yes	I	Differential Input	3×3 DFN-10	\$2.10
LTC2306	12	2	500K	73	1	1	6	9	15	5	yes	SPI		0V to V_{REF} ±V_{REF}/2	yes	I	Two Single-Ended Inputs	3×3 DFN-10	\$2.10
LTC2308	12	8	500K	73	1	1	6	9	17.5	5	yes	SPI	yes	0V to V_{REF} ±V_{REF}/2	yes	I		4×4 QFN-24	\$2.95
LTC1400	12		400K	72	1	1	6	15	75	5, ±5	yes	SPI	yes	0V to 4V, ±2V	yes	1		SO-8	\$4.90
LTC1853	12	8	400K	72.5	1	1	6	4	2.25	2.7 to 5.5	yes		yes	0V to V _{REF} , 0V to V _{REF} /2 ±V _{REF} /2, ±V _{REF} /4	yes	1		TSSOP-48	\$6.95
LTC1278-4	12		400K	70	1	1	4	15	75	5, ±5	yes		yes	0V to 5V, ±2.5V	yes	1		DIP-24/SO(W)-24	\$12.65
LTC1273A	12		300K	70	0.75	0.5	3	10	75	5	yes		yes	0V to 5V	yes	1		DIP-24/SO(W)-24	\$12.35
LTC1275A	12		300K	70	0.75	0.5	3	10	75	±5	yes		yes	±2.5V	no			DIP-24/SO(W)-24	\$11.60
LTC1276A	12		300K	70	0.75	0.5	3	10	75	±5	yes		yes	±5V	no			DIP-24/SO(W)-24	\$11.60
LTC2361	12		250K	72	1	1	3	4	2.2	2.35 to 3.6		SPI		0V to 3.6V	yes	I, H	Industry Standard Pinout	TSOT-6/TSOT-8	C.F.
LTC1860	12		250K	71	1	1	5mV	20mV	4.25	5		SPI		0V to 5V	yes	1		MSOP-8	\$2.30
LTC1861	12	2	250K	71	1	1	5mV	20mV	4.25	5		SPI		0V to 5V	yes	1		MSOP-8	\$2.80
LTC1272-3	12		250K	72	1	0.5	3	10	75	5			yes	0V to 5V	no			DIP-24/SO(W)-24	\$10.85
LTC1401	12		200K	65	1	1	6	15	15	3		SPI	yes	0V to 2.048V	yes	1		SO-8	\$3.15
LTC1863	12	8	200K	73	1	1	3	6	6.5	5	yes	SPI	yes	0V to 4.096V, ±2.048V	yes	1		SSOP-16	\$3.85
LTC1863L	12	8	175K	73.1	1	1	3	6	2	3	yes	SPI	yes	0V to 2.5V, ±1.25V	yes	1		SSOP-16	\$3.85
LTC1860L	12		150K	72	1	1	5mV	20mV	1.22	3		SPI		0V to 3V	yes	1		MSOP-8/SO-8	\$2.75
LTC1861L	12	2	150K	72	1	1	5mV	20mV	1.22	3		SPI		0V to 3V	yes	1		MSOP-8/SO-8	\$2.75
LTC1282	12		140K	69	0.75	0.5	3	10	12	3, ±3	yes		yes	0V to 2.5V, ±1.25V	no			DIP-24/SO(W)-24	\$13.80
LTC1272-8	12		110K	72	1	0.5	3	10	75	5			yes	0V to 5V	no			DIP-24/SO(W)-24	\$7.90
LTC2360	12		100K	72	1	1	3	4	1.5	2.35 to 3.6		SPI		0V to 3.6V	yes	I, H	Industry Standard Pinout	TSOT-6/TSOT-8	C.F.
LTC1857	12	8	100K	74	1	1	6	0.45%	40	5	yes	SPI	yes	0V to 5V, 0V to 10V, ±5V, ±10V	yes	1	SoftSpan with ±25V Fault Protection	SSOP-28	\$8.95
LTC1854	12	8	100K	74	1	1	5	0.45%	40	5	yes	SPI	yes	±10V	yes	1	±30V Fault Protection	SSOP-28	\$5.60
LTC1274	12		100K	72.5	1	1	6	20	10	5, ±5	yes		yes	0V to 4V, ±2V	yes	1		SO(W)-24	\$7.60
LTC1277	12		100K	72.5	1	1	6	20	10	5, ±5	yes		yes	0V to 4V, ±2V	yes	1		SO(W)-24	\$8.00
LTC1292	12		60K		1	0.5	3	0.5	30	5		SPI		0V to 5V	no	1		DIP-8	\$14.80
LTC1291	12	2	54K		1	0.5	3	1	30	5		SPI		0V to 5V	yes	1		DIP-8	\$9.40
LTC1290B	12	8	50K		1	0.5	1.5	0.5	30	5, ±5	yes	SPI		0V to 5V, ±5V	yes	1		DIP-20/SO(W)-20	\$6.60
LTC1297	12		50K		1	0.5	3	0.5	30	5		SPI		0V to 5V	yes	1		DIP-8	\$17.75
LTC1293	12	6	46K		1	0.5	3	0.5	30	5, ±5	yes	SPI		0V to 5V, ±5V	yes	1		DIP-16/SO(W)-16	\$9.40
LTC1294B	12	8	46K		1	0.5	3	0.5	30	5, ±5	yes	SPI		0V to 5V, ±5V	yes	1		DIP-20/SO(W)-20	\$9.40
LTC1296B	12	8	46K		1	0.5	3	0.5	30	5, ±5	yes	SPI		0V to 5V, ±5V	yes	1		DIP-20/SO(W)-20	\$8.35
LTC1287	12		30K		1	0.5	3	0.5	4.5	3		SPI		0V to 3V	no			DIP-8	\$17.05
LTC1289B	12	8	25K		1	0.5	1.5	0.5	4.5	3, ±3	yes	SPI		0 to 3V, ±3V	yes	1		DIP-20/SO(W)-20	\$18.15
LTC1594	12	4	16.8K	71	0.75	3	3	8	1.6	5		SPI		0V to 5V	yes	1		SO-16	\$5.65
LTC1598	12	8	16.8K	71	0.75	3	3	8	1.6	5		SPI		0V to 5V	yes	1		SSOP-24	\$5.80
LTC2301	12	1	14K	73	1	1	6	9	TBD	5	yes	I²C	yes	0V to V_{REF} ±V_{REF}/2	yes	I	I²C I/O, One Differential Input	4×3 DFN-12	C.F.
LTC2305	12	2	14K	73	1	1	6	9	TBD	5	yes	I²C	yes	0V to V_{REF} ±V_{REF}/2	yes	I	I²C I/O, Two Single-Ended Inputs	4×3 DFN-12	C.F.
LTC2309	12	8	14K	73	1	1	6	9	11.5	5	yes	I²C	yes	0V to V_{REF} ±V_{REF}/2	yes	I	I²C I/O, Nine Addresses	4×4 QFN-24/TSSOP-20	\$2.95
LTC1286	12		12.5K	68	0.75	2	3	8	1.25	4.5 to 9		SPI		0V to 5V	yes	1		DIP-8/SO-8	\$5.20
LTC1298	12	2	11.1K	68	0.75	2	3	8	1.7	5		SPI		0V to 5V	yes	1		DIP-8/SO-8	\$5.20

† Primary Sort Column
 †† Secondary Sort Column
 *Simultaneous Sampling

Amps, Refs,
Filters, Comps

Power,
Management

Data
Conversion
ADCs (ALL)

Interface

High
Frequency

Reference
Material



ADCs (ALL)

Amps, Refs, Filters, Comps
 Power Management
 Data Conversion
 Interface
 High Frequency
 Reference Material

Part Number	† Bits	MUX	‡ Speed (sp/s)	SINAD (dB)	DNL (LSB)	INL (LSB)	Offset (LSB)	Full-Scale (LSB)	Power (mW)	Supply (V)	Bipolar Input	Serial I/O	Internal Reference	Input Span	Shutdown	Ext. Temp.	Comments	Package-Pins	Price 1K Qty ⁽¹⁾
LTC1594L	12	4	10.5K	68	0.75	3	3	8	0.48	3		SPI		0V to 3V	yes	I		SO-16	\$5.65
LTC1598L	12	8	10.5K	68	0.75	3	3	8	0.48	3		SPI		0V to 3V	yes	I		SSOP-24	\$5.80
LTC1285	12		7.5K	67	0.75	2	3	8	0.48	2.7 to 6		SPI		0V to 3V	yes	I		DIP-8/SO-8	\$6.35
LTC1288	12	2	6.6K	67	0.75	2	3	8	0.63	2.7 to 6		SPI		0V to 3V	yes	I		DIP-8/SO-8	\$6.35
LTC2222-11	11		105M	65.6	0.8	1	37mV	2.5%	475	3.3	yes		yes	±0.5V to ±1V	yes	I		7×7 QFN-48	\$14.50
LTC2242-10	10		250M	60.4	0.7	1	17mV	3.5%	740	2.5	yes		yes	±0.5V to ±1V	yes	I	LVDS or CMOS Outputs	9×9 QFN-64	\$39.00
LTC2241-10	10		210M	60.5	0.6	0.8	15mV	3.5%	585	2.5	yes		yes	±0.5V to ±1V	yes	I	LVDS or CMOS Outputs	9×9 QFN-64	\$32.00
LTC2240-10	10		170M	60.5	0.6	0.8	15mV	3.8%	445	2.5	yes		yes	±0.5V to ±1V	yes	I	LVDS or CMOS Outputs	9×9 QFN-64	\$25.00
LTC2230	10		170M	61.2	0.6	1	35mV	2.5%	890	3.3	yes		yes	±0.5V to ±1V	yes	I	LVDS or CMOS Outputs	9×9 QFN-64	\$29.20
LTC2231	10		135M	61.2	0.6	0.8	35mV	2.5%	660	3.3	yes		yes	±0.5V to ±1V	yes	I	LVDS or CMOS Outputs	9×9 QFN-64	\$20.00
LTC2234	10		135M	61.2	0.6	0.8	37mV	2.5%	630	3.3	yes		yes	±0.5V to ±1V	yes	I		7×7 QFN-48	\$20.00
LTC2281	10		125M	61.6	0.6	0.6	12mV	2.5%	790	3	yes		yes	±0.5V to ±1V	yes	I	Dual ADC	9×9 QFN-64	\$18.00
LTC2251	10		125M	61.5	0.6	0.6	12mV	2.5%	395	3	yes		yes	±0.5V to ±1V	yes	I		5×5 QFN-32	\$12.00
LTC2280	10		105M	61.6	0.6	0.6	12mV	2.5%	540	3	yes		yes	±0.5V to ±1V	yes	I	Dual ADC	9×9 QFN-64	\$11.25
LTC2250	10		105M	61.6	0.6	0.6	12mV	2.5%	320	3	yes		yes	±0.5V to ±1V	yes	I		5×5 QFN-32	\$7.50
LTC2232	10		105M	61.3	0.6	0.8	37mV	2.5%	475	3.3	yes		yes	±0.5V to ±1V	yes	I		7×7 QFN-48	\$8.35
LTC2233	10		80M	61.3	0.6	0.8	37mV	2.5%	366	3.3	yes		yes	±0.5V to ±1V	yes	I		7×7 QFN-48	\$6.70
LTC2239	10		80M	61.6	0.5	0.5	12mV	2.5%	211	3	yes		yes	±0.5V to ±1V	yes	I		5×5 QFN-32	\$6.70
LTC2289	10		80M	61.6	0.5	0.6	12mV	2.5%	422	3	yes		yes	±0.5V to ±1V	yes	I	Dual ADC	9×9 QFN-64	\$10.05
LTC2238	10		65M	61.8	0.5	0.5	12mV	2.5%	205	3	yes		yes	±0.5V to ±1V	yes	I		5×5 QFN-32	\$5.00
LTC2288	10		65M	61.8	0.5	0.5	12mV	2.5%	400	3	yes		yes	±0.5V to ±1V	yes	I	Dual ADC	9×9 QFN-64	\$7.50
LTC2237	10		40M	61.8	0.5	0.5	12mV	2.5%	120	3	yes		yes	±0.5V to ±1V	yes	I		5×5 QFN-32	\$4.80
LTC2287	10		40M	61.8	0.5	0.5	12mV	2.5%	235	3	yes		yes	±0.5V to ±1V	yes	I	Dual ADC	9×9 QFN-64	\$7.20
LTC2236	10		25M	61.8	0.5	0.5	12mV	2.5%	75	3	yes		yes	±0.5V to ±1V	yes	I		5×5 QFN-32	\$3.50
LTC2286	10		25M	61.8	0.5	0.5	12mV	2.5%	150	3	yes		yes	±0.5V to ±1V	yes	I	Dual ADC	9×9 QFN-64	\$5.25
LTC1850	10	8	1.25M		0.5	0.5	2	2	50	5	yes		yes	0V to V _{REF} , 0V to V _{REF} /2 ±V _{REF} /2, ±V _{REF} /4	yes	I		TSSOP-48	\$5.95
LTC1197	10		500K	60	1	1	2	4	22.5	4 to 9		SPI		0V to 3V	yes	I		MSOP-8/SO-8	\$2.45
LTC1199	10	2	450K	60	1	1	2	4	25	4 to 6		SPI		0V to 6V	yes	I		MSOP-8/SO-8	\$2.45
LTC1852	10	8	400K		1	1	2	2	2.25	2.7 to 5.5	yes		yes	0V to V _{REF} , 0V to V _{REF} /2 ±V _{REF} /2, ±V _{REF} /4	yes	I		TSSOP-48	\$5.95
LTC1197L	10		250K	58	1	1	2	4	2.2	2.7 to 4		SPI		0V to 3V	yes	I		MSOP-8/SO-8	\$2.45
LTC1199L	10	2	210K		1	1	2	4	2.2	2.7 to 4		SPI		0V to 3V	yes	I		MSOP-8/SO-8	\$2.45
LTC1092	10	8	38K		1	0.5	0.5	1	5	4.5 to 10		SPI		0V to 10V	no	C ⁽²⁾		DIP-8	\$9.45
LTC1091	10	2	31K		1	0.5	0.5	1	7.5	4.5 to 10		SPI		0V to 10V	no	C ⁽²⁾		DIP-8	\$9.45
LTC1090	10	8	30K		1	0.5	0.5	1	5	4.5 to 10, -5	yes	SPI		0V to 10V, ±5V	no	C ⁽²⁾		DIP-20/SO(W)-20	\$9.45
LTC1093	10	6	26K		1	0.5	0.5	1	5	4.5 to 10, -5	yes	SPI		0V to 10V, ±5V	no	C ⁽²⁾		DIP-16/SO(W)-16	\$9.45
LTC1094	10	8	26K		1	0.5	0.5	1	5	4.5 to 10, -5	yes	SPI		0V to 10V, ±5V	no	C ⁽²⁾		DIP-20	\$9.45
LTC1392	10	2	25K		1	1	4	15	3.5	5		SPI		0V to 0.5V, 0V to 1V	yes	I	Temp. Sensor	DIP-8/SO-8	\$3.95
LTC1283	10	8	15K		1	0.5	0.5	1	1.15	3.3, ±3	yes	SPI		0V to 3.3V, ±3.3V	no			DIP-20/SO(W)-20	\$10.90
LTC1406	8		20M	47.5	1	1	8	5	150	5	yes		yes	0V to 2V, ±1V	yes	I		SSOP-24	\$3.20
LTC1196	8		1M	45	1	0.5	0.5	0.5	55	2.7 to 6		SPI		0V to 6V	yes	I		SO-8	\$2.40
LTC1198	8	2	750K	45	1	0.5	0.5	0.5	55	2.7 to 6		SPI		0V to 6V	yes	I		SO-8	\$2.90
LTC1099	8		400K		1	0.5	0.5	0.5	55	5				0V to 6V	no	I		DIP-20/SO(W)-20	\$8.05
LTC1096	8		33K		1	0.5	0.5	0.5	0.6	3 to 9		SPI		0V to 6V	yes	I		DIP-8/SO-8	\$2.85
LTC1098	8	2	33K		1	0.5	0.5	0.5	0.78	3 to 6		SPI		0V to 6V	yes	I		DIP-8/SO-8	\$2.85
LTC1096L	8		17K		1	1	1	1	0.36	2.65 to 4		SPI		0V to 3V	yes	I		DIP-8/SO-8	\$3.10
LTC1098L	8	2	16.5K		1	1	1	1	0.47	2.65 to 4		SPI		0V to 3V	yes	I		DIP-8/SO-8	\$3.10

† Primary Sort Column
 ‡ Secondary Sort Column
 *Simultaneous Sampling

Notes:
 1. C.F. = Contact Factory
 2. Specified for -40°C ≤ T_A ≤ 85°C operation with C temperature code

GENERAL PURPOSE ADCs

Part Number	† Bits	MUX	†† Speed (SPS)	DNL (LSB)	INL (LSB)	Offset (LSB)	Full-Scale (LSB)	Power (mW)	Supply (V)	SINAD (dB)	Bipolar Input	Serial I/O	Internal Reference	Input Span	Shutdown	Ext. Temp.	Package-Pins	Price 1K Qty ⁽¹⁾
LTC1608A	16		500K	1	2	0.130%	0.25%	270	±5	90	yes		yes	±2.5V	yes		SSOP-36	\$16.50
LTC1604A	16		333K	1	2	0.130%	0.25%	220	±5	90	yes		yes	±2.5V	yes	I	SSOP-36	\$20.50
LTC1603	16		250K	1	3	0.13%	0.25%	220	±5	90	yes		yes	±2.5V	yes	I	SSOP-36	\$9.95
LTC1864A	16		250K	2	6	5	20	4.25	5	83		yes		0V to 5V	yes	I	MSOP-8, SO-8	\$5.95
LTC1865A	16	2	250K	2	6	5	20	4.25	5	83		yes		0V to 5V	yes	I	MSOP-8/SO-8	\$6.45
LTC1606A	16		250K	1	2	10mV	0.25%	75	5	90	yes		yes	±10V	no	I	SSOP-28/ SO(W)-28	\$19.50
LTC1609A	16		200K	1	2	10mV	0.25%	65	5	87.5	yes	yes	yes	0V to 5V, 0V to 10V, 0V to 4V, ±10V, ±5V, ±3.3V	yes	I	SSOP-28/SO(W)-20	\$14.95
LTC1867A	16	8	200K	-1 to 1.75	2	32	64	6.5	5	88	yes	yes	yes	0V to 4.096V, ±2.048V	yes	I	SSOP-16	\$7.75
LTC1867LA	16	8	175K	-1 to 1.75	3	32	64	2	3	83	yes	yes	yes	0V to 2.5V, ±1.25V	yes	I	SSOP-16	\$7.75
LTC1864LA	16		150K	2	6	5mV	20mV	1.95	3	82		yes		0V to 3V	yes	I	MSOP-8/SO-8	\$5.95
LTC1865LA	16	2	150K	2	6	5mV	20mV	1.22	3	82		yes		0V to 3V	yes	I	MSOP-8/SO-8	\$6.45
LTC1605A	16		100K	1	2	10mV	0.25%	55	5	87	yes		yes	±10V	no	I	DIP-28/SSOP-28/ SO(W)-28	\$17.00
LTC1605-1	16		100K	2	3	10mV	0.5%	55	5	87			yes	0V to 4V	no	I	DIP-28/SSOP-28/ SO(W)-28	\$17.00
LTC1605-2	16		100K	2	3	10mV	0.5%	55	5	87	yes		yes	±4V	no	I	DIP-28/SSOP-28/ SO(W)-28	\$17.00
LTC1859	16	8	100K	-2 to 4	3	25	0.2%	40	5	87	yes	yes	yes	0V to 5V, 0V to 10V, ±5V, ±10V	yes	I	SSOP-28	\$17.95
LTC1856	16	8	100K	-2 to 4	3	23	0.1%	40	5	87	yes	yes	yes	±10V	yes	I	SSOP-28	\$12.95
LTC2355-14	14		3.5M	1	4	20	60	18	3.1 to 3.6	74.2		yes	yes	0V to 2.5V	yes	I	MSOP-10	C.F.
LTC2356-14	14		3.5M	1	4	20	60	18	3.1 to 3.6	74.2	yes	yes	yes	±1.25V	yes	I	MSOP-10	C.F.
LTC1407A	14	2*	3M	1	4	20	60	12	3	73.5		yes	yes	0V to 2.5V	yes	I	MSOP-10	\$7.00
LTC1407A-1	14	2*	3M	1	4	20	60	12	3	73.5	yes	yes	yes	±1.25V	yes	I	MSOP-10	\$7.00
LTC1403A	14		2.8M	1	4	20	60	12	3	73.5		yes	yes	0V to 2.5V	yes	I, H	MSOP-10	\$7.00
LTC1403A-1	14		2.8M	1	4	20	60	12	3	73.5	yes	yes	yes	±1.25V	yes	I	MSOP-10	\$7.00
LTC1411	14		2.5M	1	1	24	60	195	5	80	yes		yes	±0.64V to ±1.8V	yes	I	SSOP-36	\$18.00
LTC1414	14		2.2M	1.75	2	20	60	175	±5	78	yes		yes	±2.5V	no	I	SSOP-28	\$16.00
LTC2351-14	14	6*	1.5M	1	3	4.5mV	12mV	16.5	3	75	yes	yes	yes	0V to 2.5V or ±1.25V	yes	I	5×5 QFN-32	\$9.45
LTC1419A	14		800K	1	1.25	20	60	150	±5	81.5	yes		yes	±2.5V	yes	I	SSOP-28/SO(W)-28	\$15.15
LTC1408	14	6*	600K	1	3	4.5mV	12mV	15	3	76	yes	yes	yes	0V to 2.5V or ±1.25V	yes	I	5×5 QFN-32	\$8.95
LTC1416	14		400K	1.5	2	20	40	70	±5	80	yes		yes	±2.5V	yes	I	SSOP-28	\$6.90
LTC1417A	14		400K	1	1.25	10	15	20	5, ±5	82	yes	yes	yes	0V to 4V, ±2V	yes	I	SSOP-16	\$7.60
LTC1418A	14		200K	1	1.25	10	15	15	5, ±5	81.5	yes	Ser/Par	yes	0V to 4V, ±2V	yes	I	DIP-28/SSOP-28/ SO(W)-28	\$7.90
LTC1858	14	8	100K	-1 to 1.5	1.5	15	0.25%	40	5	83	yes	yes	yes	0V to 5V, 0V to 10V, ±5V, ±10V	yes	I	SSOP-28	\$12.95
LTC1855	14	8	100K	-1 to 1.5	1.5	8	0.40%	40	5	83	yes	yes	yes	±10V	yes	I	SSOP-28	\$7.95
LTC2355-12	12		3.5M	1	2	10	30	18	3.1 to 3.6	71.1		yes	yes	0V to 2.5V	yes	I	MSOP-10	\$4.95
LTC2356-12	12		3.5M	1	2	10	30	18	3.1 to 3.6	71.1	yes	yes	yes	±1.25V	yes	I	MSOP-10	\$4.95
LTC2366	12		3M	1	1	3	4	7.8	2.35 to 3.6	72	yes	yes	yes	0V to 3.6V	yes	I, H	TSOT-6/TSOT-8	C.F.
LTC1407	12	2*	3M	1	2	10	30	12	3	70.5		yes	yes	0V to 2.5V	yes	I	MSOP-10	\$4.00
LTC1407-1	12	2*	3M	1	2	10	30	12	3	70.5	yes	yes	yes	±1.25V	yes	I	MSOP-10	\$4.00
LTC1412	12		3M	1	1	6	15	150	±5	72	yes		yes	±2.5V	no	I	SSOP-28	\$9.95
LTC1403	12		2.8M	1	2	10	30	12	3	70.5		yes	yes	0V to 2.5V	yes	I, H	MSOP-10	\$4.00
LTC1403-1	12		2.8M	1	2	10	30	12	3	70.5	yes	yes	yes	±1.25V	yes	I	MSOP-10	\$4.00
LTC1402	12		2.2M	1	1	10	15	90	5, ±5	72	yes	yes	yes	0V to 4V, ±2V	yes	I	SSOP-16	\$6.95
LTC2351-12	12	6*	1.5M	1	3	4.5mV	12mV	16.5	3	72	yes	yes	yes	0V to 2.5V or ±1.25V	yes	I	5×5 QFN-32	\$5.95
LTC1410	12		1.25M	1	1	6	15	160	±5	71	yes		yes	±2.5V	yes	I	SSOP-28/SO(W)-28	\$9.90
LTC1415	12		1.25M	1	1	6	20	55	5	69			yes	0V to 4V	yes	I	SSOP-28/SO(W)-28	\$9.90
LTC1851	12	8	1.25M	1	1	7	6	50	5	70	yes		yes	0V to V _{REF} , 0V to V _{REF} /2, ±V _{REF} /2, ±V _{REF} /4	yes	I	TSSOP-48	\$6.95
LTC2365	12		1M	1	1	3	4	6	2.35 to 3.6	72	yes	yes	yes	0V to 3.6V	yes	I, H	TSOT-6/TSOT-8	C.F.
LTC1409	12		800K	1	1	6	15	80	±5	72.5	yes		yes	±2.5V	yes	I	SSOP-28/SO(W)-28	\$9.90
LTC1408-12	12	6*	600K	1	3	4.5mV	12mV	15	3	72	yes	yes	yes	0V to 2.5V or ±1.25V	yes	I	5×5 QFN-32	\$5.65
LTC1279	12		600K	1	1	4	15	60	5, ±5	70	yes		yes	0V to 5V, ±2.5V	yes	I	SSOP-24/SO(W)-24	\$13.00
LTC1404	12		600K	1	1	6	15	75	5, ±5	72	yes	yes	yes	0V to 4V, ±2V	yes	I	SO-8	\$5.10
LTC2362	12		500K	1	1	3	4	3.3	2.35 to 3.6	72	yes	yes	yes	0V to 3.6V	yes	I, H	TSOT-6/TSOT-8	C.F.

† Primary Sort Column
 †† Secondary Sort Column

* Simultaneous Sampling



MS-8, MS-10 = MSOP; SSOPN = Narrow SSOP; SSOPW = Wide SSOP; SOW = Wide SO

Amps, Refs, Filters, Comps
 Power Management
 Data Conversion
 GENERAL PURPOSE ADCs
 High Frequency
 Reference Material

GENERAL PURPOSE ADCs

Amps, Refs, Filters, Comps
 Power Management
 Data Conversion
 Interface
 High Frequency
 Reference Material

Part Number	† Bits	MUX	‡ Speed (sps)	DNL (LSB)	INL (LSB)	Offset (LSB)	Full-Scale (LSB)	Power (mW)	Supply (V)	SINAD (dB)	Bipolar Input	Serial I/O	Internal Reference	Input Span	Shutdown	Ext. Temp.	Package-Pins	Price 1K Qty ⁽¹⁾
LTC2302	12		500K	1	1	6	9	15	5	73	yes	yes		0V to V_{REF}, ±V_{REF}/2	yes	I	3×3 DFN-10	\$2.10
LTC2306	12	2	500K	1	1	6	9	15	5	73	yes	yes		0V to V_{REF}, ±V_{REF}/2	yes	I	3×3 DFN-10	\$2.10
LTC2308	12	8	500K	1	1	6	9	17.5	5	73	yes	yes	yes	0V to V _{REF} , ±V _{REF} /2	yes	I	4×4 QFN-24	\$2.95
LTC1278-5	12		500K	1	1	4	15	75	5, ±5	70	yes		yes	0V to 5V, ±2.5V	yes	I	DIP-24/SO(W)-24	\$12.65
LTC1278-4	12		400K	1	1	4	15	75	5, ±5	70	yes		yes	0V to 5V, ±2.5V	yes	I	DIP-24/SO(W)-24	\$12.65
LTC1400	12		400K	1	1	6	15	75	5, ±5	72	yes	yes	yes	0V to 4V, ±2V	yes	I	SO-8	\$4.90
LTC1853	12	8	400K	1	1	6	4	4	2.7 to 5.5	72.5	yes		yes	0V to V _{REF} , 0V to V _{REF} /2, ±V _{REF} /2, ±V _{REF} /4	yes	I	TSSOP-48	\$6.95
LTC1273A	12		300K	0.75	0.5	3	15	75	5, ±5	70			yes	0V to 5V, ±2.5V	no		DIP-24/SO(W)-24	\$12.35
LTC1275A	12		300K	0.75	0.5	3	15	75	±5	70	yes		yes	±2.5V	no		DIP-24/SO(W)-24	\$11.60
LTC1276A	12		300K	0.75	0.5	3	15	75	±5	70	yes		yes	±5V	no		DIP-24/SO(W)-24	\$11.60
LTC1860	12		250K	1	1	5mV	20mV	4.25	5	71		yes		0V to 5V	yes	I	MSOP-8/SO-8	\$2.30
LTC2361	12		250K	1	1	3	4	2.2	2.35 to 3.6	72		yes		0V to 3.6V	yes	I, H	TSOT-6/TSOT-8	C.F.
LTC1861	12	2	250K	1	1	5mV	20mV	4.25	5	71		yes		0V to 5V	yes	I	MSOP-8/SO-8	\$2.80
LTC1272-3	12		250K	1	0.5	3	10	75	5	72			yes	0V to 5V	no		DIP-24/SO(W)-24	\$10.85
LTC1401	12		200K	1	1	6	15	15	3	65		yes	yes	0V to 2.048V	yes	I	SO-8	\$3.15
LTC1863	12	8	200K	1	1	3	6	6.5	5	73	yes	yes	yes	0V to 4.096V, ±2.048V	yes	I	SSOP-16	\$3.85
LTC1863L	12	8	175K	1	1	3	6	2	3	73.1	yes	yes	yes	0V to 2.5V, ±1.25V	yes	I	SSOP-16	\$3.85
LTC1860L	12		150K	1	1	5mV	20mV	1.95	3	72		yes		0V to 3V	yes	I	MSOP-8/SO-8	\$2.75
LTC1861L	12	2	150K	1	1	5mV	20mV	1.22	3	72		yes		0V to 3V	yes	I	MSOP-8/SO-8	\$2.75
LTC1282	12		140K	0.75	0.5	3	10	12	3, ±3	69	yes		yes	0V to 2.5V, ±1.25V	no		DIP-24/SO(W)-24	\$13.80
LTC1272-8	12		110K	1	0.5	3	10	75	5	72			yes	0V to 5V	no		DIP-24/SO(W)-24	\$7.90
LTC2360	12		100K	1	1	3	4	1.5	2.35 to 3.6	72		yes		0V to 3.6V	yes	I, H	TSOT-6/TSOT-8	C.F.
LTC1274	12		100K	1	1	6	20	10	5, ±5	72.5	yes		yes	0V to 4V, ±2V	yes	I	SO(W)-24	\$7.60
LTC1277	12		100K	1	1	6	20	10	5, ±5	72.5	yes		yes	0V to 4V, ±2V	yes	I	SO(W)-24	\$8.00
LTC1857	12	8	100K	1	1	6	0.45%	40	5	74	yes	yes	yes	0V to 5V, 0V to 10V, ±5V, ±10V	yes	I	SSOP-28	\$8.95
LTC1854	12	8	100K	1	1	5	0.45%	40	5	74	yes	yes	yes	±10V	yes	I	SSOP-28	\$5.60
LTC1292	12		60K	1	0.5	3	0.5	30	5			yes		0V to 5V	no	I	DIP-8	\$14.80
LTC1291	12	2	54K	1	0.5	3	1	30	5			yes		0V to 5V	yes		DIP-8	\$9.40
LTC1290B	12	8	50K	1	0.5	1.5	0.5	30	5, ±5		yes	yes		0V to 5V, ±5V	yes	I	DIP-20/SO(W)-20	\$6.60
LTC1297	12		50K	1	0.5	3	0.5	30	5			yes		0V to 5V	yes		DIP-8	\$17.75
LTC1293	12	6	46K	1	0.5	3	0.5	30	5, ±5		yes	yes		0V to 5V, ±5V	yes		DIP-16/SO(W)-16	\$9.40
LTC1294B	12	8	46K	1	0.5	3	0.5	30	5, ±5		yes	yes		0V to 5V, ±5V	yes		DIP-20/SO(W)-20	\$9.40
LTC1296B	12	8	46K	1	0.5	3	0.5	30	5, ±5		yes	yes		0V to 5V, ±5V	yes	I	DIP-20/SO(W)-20	\$8.35
LTC1287	12		30K	1	0.5	3	0.5	4.5	3			yes		0V to 3V	no		DIP-8	\$17.05
LTC1289B	12	8	25K	1	0.5	1.5	0.5	4.5	3, ±3		yes	yes		0V to 3V, ±3V	yes		DIP-20/SO(W)-20	\$18.15
LTC2301	12	1	14K	1	1	6	9	TBD	5	73	yes	I²C	yes	0V to V_{REF}, ±V_{REF}/2	yes	I	4×3 DFN-12	C.F.
LTC2305	12	2	14K	1	1	6	9	TBD	5	73	yes	I²C	yes	0V to V_{REF}, ±V_{REF}/2	yes	I	4×3 DFN-12	C.F.
LTC2309	12	8	14K	1	1	6	9	11.5	5	73	yes	I²C	yes	0V to V_{REF}, ±V_{REF}/2	yes	I	4×4 QFN-24/TSSOP-20	\$2.95
LTC1594	12	4	16.8K	0.75	3	3	8	1.6	5	71		yes		0V to 5V	yes	I	SO-16	\$5.65
LTC1598	12	8	16.8K	0.75	3	3	8	1.6	5	71		yes		0V to 5V	yes	I	SSOP-24	\$5.80
LTC1286	12		12.5K	0.75	2	3	8	1.25	4.5 to 9	68		yes		0V to 5V	yes	I	DIP-8/SO-8	\$5.20
LTC1298	12	2	11.1K	0.75	2	3	8	1.7	5	68		yes		0V to 5V	yes	I	DIP-8/SO-8	\$5.20
LTC1594L	12	4	10.5K	0.75	3	3	8	0.48	3	68		yes		0V to 3V	yes	I	SO-16	\$5.65
LTC1598L	12	8	10.5K	0.75	3	3	8	0.48	3	68		yes		0V to 3V	yes	I	SSOP-24	\$5.80
LTC1285	12		7.5K	0.75	2	3	8	0.48	2.7 to 6	67		yes		0V to 3V	yes	I	DIP-8/SO-8	\$6.35
LTC1288	12	2	6.6K	0.75	2	3	8	0.63	2.7 to 6	67		yes		0V to 3V	yes	I	DIP-8/SO-8	\$6.35
LTC1850	10	8	1.25M	0.5	0.5	2	2	50	5		yes		yes	0V to V _{REF} , 0V to V _{REF} /2, ±V _{REF} /2, ±V _{REF} /4	yes	I	TSSOP-48	\$5.95
LTC1197	10		500K	1	1	2	4	22.5	4 to 9	60		yes		0V to 6V	yes	I	MSOP-8/SO-8	\$2.45
LTC1199	10	2	450K	1	1	2	4	25	4 to 6	60		yes		0V to 6V	yes	I	MSOP-8/SO-8	\$2.45
LTC1852	10	8	400K	1	1	2	2	2.25	2.7 to 5.5	72.5	yes		yes	0V to V _{REF} , 0V to V _{REF} /2, ±V _{REF} /2, ±V _{REF} /4	yes	I	TSSOP-48	\$5.95
LTC1197L	10		250K	1	1	2	4	2.2	2.7 to 4	58		yes		0V to 3V	yes	I	MSOP-8/SO-8	\$2.45
LTC1199L	10	2	210K	1	1	2	4	2.2	2.7 to 4	58		yes		0V to 3V	yes	I	MSOP-8/SO-8	\$2.45

† Primary Sort Column
‡ Secondary Sort Column

Part Number	† Bits	MUX	†† Speed (sps)	DNL (LSB)	INL (LSB)	Offset (LSB)	Full-Scale (LSB)	Power (mW)	Supply (V)	SINAD (dB)	Bipolar Input	Serial I/O	Internal Reference	Input Span	Shutdown	Ext. Temp.	Package-Pins	Price 1K Qty ⁽¹⁾
LTC1092	10		38K	1	0.5	0.5	1	5	4.5 to 10			yes		0V to 10V	no	C ⁽²⁾	DIP-8	\$9.45
LTC1091	10	2	31K	1	0.5	0.5	1	7.5	4.5 to 10			yes		0V to 10V	no	C ⁽²⁾	DIP-8	\$9.45
LTC1090	10	8	30K	1	0.5	0.5	1	5	4.5 to 10, ±5		yes	yes		0V to 10V, ±5V	no	C ⁽²⁾	DIP-20/SO(W)-20	\$9.45
LTC1093	10	6	26K	1	0.5	0.5	1	5	4.5 to 10, ±5		yes	yes		0V to 10V, ±5V	no	C ⁽²⁾	DIP-16/SO(W)-16	\$9.45
LTC1094	10	8	26K	1	0.5	0.5	1	5	4.5 to 10, ±5		yes	yes		0V to 10V, ±5V	no	C ⁽²⁾	DIP-20/SO(W)-20	\$9.45
LTC1392	10	2	25K	1	1	4	15	3.5	5			yes		0V to 0.5V or 0V to 1V	yes	I	DIP-8/SO-8	\$3.95
LTC1283	10	8	15K	1	0.5	0.5	1	1.15	3.3, ±3.3		yes	yes		0V to 3.3V, ±3.3V			DIP-20/SO(W)-20	\$10.90
LTC1196	8		1M	1	0.5	0.5	0.5	55	2.7 to 6	45		yes		0V to 6V	yes		SO-8	\$2.40
LTC1198	8	2	750K	1	0.5	0.5	0.5	55	2.7 to 6	45		yes		0V to 6V	yes		SO-8	\$2.90
LTC1099	8		400K	1	0.5	0.5	0.5	55	5					0V to 5V	no	I	DIP-20/SO(W)-20	\$8.05
LTC1096	8		33K	1	0.5	0.5	0.5	0.6	3 to 9			yes		0V to 6V	yes	I	DIP-8/SO-8	\$2.85
LTC1098	8	2	33K	1	0.5	0.5	0.5	0.78	3 to 6			yes		0V to 6V	yes	I	DIP-8/SO-8	\$2.85
LTC1096L	8		17K	1	1	1	1	0.36	3			yes		0V to 3V	yes	I	DIP-8/SO-8	\$3.10
LTC1098L	8	2	16.5K	1	1	1	1	0.47	3			yes		0V to 3V	yes	I	DIP-8/SO-8	\$3.10

† Primary Sort Column
 †† Secondary Sort Column

Note:
 1. C.F. - Contact Factory
 2. Specified for -40°C ≤ TA ≤ 85°C operation with C temperature code

Amps, Refs, Filters, Comps

Power Management

Data Conversion GEN PRPs, HI SPD ADCs

Interface

High Frequency

Reference Material

HIGH SPEED ADCs

Part Number	† Bits	ADC	MUX	†† Speed (MSPs)	SINAD (dB)	SFDR (dB)	THD (dB)	DNL (LSB)	INL (LSB)	Offset (LSB)	Full-Scale (LSB)	Power (mW)	Supply (V)	Bipolar Input	Serial I/O	Latency (Clocks)	Internal Reference	Input Span	Shutdown	Ext. Temp.	Comments	Package-Pins	Price 1K Qty
LTC2209#3BC	16			180	76.5	96	1	1	5	15mV	2.0%	1700	3.3	yes	7	yes	±0.75V to ±1.125V	yes	I	LVDS or CMOS Outputs	9x9 QFN-64	C.F.	
LTC2209	16			160	77.1	100	1	5	10mV	2%	1450	3.3	yes	7	yes	±0.75V to ±1.125V	yes	I	LVDS or CMOS Outputs	9x9 QFN-64	\$72.50		
LTC2208	16			130	77.7	100	1	4.5	8.5mV	1.5%	1250	3.3	yes	7	yes	±0.75V to ±1.125V	yes	I	LVDS Outputs	9x9 QFN-64	\$65.00		
LTC2217	16			105	81.2	100	1	4	6mV	1.0%	1190	3.3	yes	7	yes	±1.375V	yes	I	Low Noise	9x9 QFN-64	\$68.00		
LTC2274	16			105	77.5	100	1	4.5	8.5mV	1.5%	1300	3.3	yes	yes	9	yes	±0.75V to ±1.125V	yes	I	High Speed Serial Outputs	6x6 QFN-40	\$68.00	
LTC2207	16			105	77.9	100	1	4.5	8.5mV	1.5%	900	3.3	yes	7	yes	±0.75V to ±1.125V	yes	I		7x7 QFN-48	\$56.67		
LTC2216	16			80	81.3	100	1	3.5	6mV	1.0%	970	3.3	yes	7	yes	±1.375V	yes	I	Low Noise	9x9 QFN-64	\$58.00		
LTC2206	16			80	77.9	100	1	4.5	8.5mV	1.5%	725	3.3	yes	7	yes	±0.75V to ±1.125V	yes	I		7x7 QFN-48	\$48.33		
LTC2215	16			65	81.5	100	1	3.5	6mV	1.0%	700	3.3	yes	7	yes	±1.375V	yes	I	Low Noise	9x9 QFN-64	\$52.00		
LTC2205	16			65	79	100	1	4.5	8.5mV	1.9%	610	3.3	yes	7	yes	±0.75V to ±1.125V	yes	I		7x7 QFN-48	\$43.33		
LTC2204	16			40	79.1	100	1	4.5	8.5mV	1.9%	480	3.3	yes	7	yes	±0.75V to ±1.125V	yes	I		7x7 QFN-48	\$35.00		
LTC2203	16			25	81.6	100	1	4.5	10mV	1.5%	220	3.3	yes	7	yes	±0.834V to ±1.25V	yes	I	Single Ended Clock	7x7 QFN-48	\$30.00		
LTC2202	16			10	81.6	100	1	4.5	10mV	1.5%	140	3.3	yes	7	yes	±0.834V to ±1.25V	yes	I	Single Ended Clock	7x7 QFN-48	\$25.00		
LTC2208-14	14			130	77.0	98	0.5	1.5	11mV	2.3%	1320	3.3	yes	7	yes	±0.75V to ±1.125V	yes	I		9x9 QFN-64	\$55.00		
LTC2285	14	2		125	72.2	88	0.6	1.5	12mV	2.5%	790	3	yes	5	yes	±0.5V to ±1V	yes	I	Dual ADC	9x9 QFN-64	\$73.50		
LTC2255	14			125	72.2	88	1	5	12mV	2.5%	395	3	yes	5	yes	±0.5V to ±1V	yes	I		5x5 QFN-32	\$49.00		
LTC2207-14	14			105	77	100	1	1.5	10.3mV	2.3%	947	3.3	yes	7	yes	±0.75V to ±1.125V	yes	I		7x7 QFN-48	\$45.00		
LTC2254	14			105	72.4	88	1	5.5	12mV	2.5%	320	3	yes	5	yes	±0.5V to ±1V	yes	I		5x5 QFN-32	\$41.00		
LTC2284	14	2		105	72.2	88	0.6	1.5	12mV	2.5%	540	3	yes	5	yes	±0.5V to ±1V	yes	I	Dual ADC	9x9 QFN-64	\$61.50		
LTC2206-14	14			80	77	100	1	1.5	10.3mV	2.3%	762	3.3	yes	7	yes	±0.75V to ±1.125V	yes	I		7x7 QFN-48	\$33.00		
LTC2249	14			80	72.9	90	1	4	12mV	2.5%	222	3	yes	5	yes	±0.5V to ±1V	yes	I		5x5 QFN-32	\$25.00		
LTC1748	14			80	76.3	90	90	1.5	3		1.4W	5	yes	5	yes	±1V to ±1.6V		I		TSSOP-48	\$32.30		
LTC1750	14			80	75.5	90	90	1.5	3		1.4W	5	yes	5	yes	±0.7V to ±1.125V		I	Undersampling to 500MHz	TSSOP-48	\$32.30		
LTC2299	14	2		80	72.9	90	1	5	12mV	2.5%	444	3	yes	5	yes	±0.5V to ±1V	yes	I	Dual ADC	9x9 QFN-64	\$37.50		
LTC2205-14	14			65	78.2	98	1	1.5	8.5mV	1.9%	597	3.3	yes	7	yes	±0.75V to ±1.125V	yes	I		9x9 QFN-64	\$28.00		
LTC2248	14			65	74.3	90	1	4	12mV	2.5%	205	3	yes	5	yes	±0.5V to ±1V	yes	I		5x5 QFN-32	\$23.35		
LTC1742	14			65	76.5	90	90	1	3		1.275W	5	yes	5	yes	±1V to ±1.6V		I		TSSOP-48	\$24.65		
LTC2298	14	2		65	74.3	90	1	5	12mV	2.5%	400	3	yes	5	yes	±0.5V to ±1V	yes	I	Dual ADC	9x9 QFN-64	\$35.03		
LTC1744	14			50	77	87	90	1.5	4	20	3	1.5W	5	yes	5	yes	±1V to ±1.6V		I		TSSOP-48	\$25.00	

† Primary Sort Column
 †† Secondary Sort Column



HIGH SPEED ADCs

Amps, Refs,
Filters, Comps

Power
Management

Data
Conversion
HIGH SPEED

Interface

High
Frequency

Reference
Material

Part Number	† Bits	ADC	MUX	‡‡ Speed (MSPs)	SINAD (dB)	SFDR (dB)	THD (dB)	DNL (LSB)	INL (LSB)	Offset (LSB)	Full-Scale (LSB)	Power (mW)	Supply (V)	Bipolar Input	Serial I/O	Latency (Clocks)	Internal Reference	Input Span	Shutdown	Ext. Temp.	Comments	Package-Pins	Price 1K Qty	
LTC2247	14			40	74.4	90		1	4	12mV	2.5%	120	3	yes			5	yes	±0.5V to ±1V	yes	I		5×5 QFN-32	\$15.85
LTC2297	14	2		40	74.4	90		1	5	12mV	2.5%	235	3	yes			5	yes	±0.5V to ±1V	yes	I	Dual ADC	9×9 QFN-64	\$23.78
LTC2246	14			25	74.5	90		1	4	12mV	2.5%	75	3	yes			5	yes	±0.5V to ±1V	yes	I, H		5×5 QFN-32/ 7×7 LQFP-48	\$12.50
LTC1746	14			25	77.5	96	92	1	3			465	5	yes			5	yes	±1V to ±1.6V		I		TSSOP-48	\$12.75
LTC2296	14	2		25	74.5	90		1	5	12mV	2.5%	150	3	yes			5	yes	±0.5V to ±1V	yes	I	Dual ADC	9×9 QFN-64	\$18.75
LTC2245	14			10	74.4	90		1	4	12mV	2.5%	60	3	yes			5	yes	±0.5V to ±1V	yes	I		5×5 QFN-32	\$10.83
LTC2295	14	2		10	74.4	90		1	5	12mV	2.5%	120	3	yes			5	yes	±0.5V to ±1V	yes	I	Dual ADC	9×9 QFN-64	\$17.00
LTC1740	14			6	79.1	92	90	1.25	2.5			300	±5 or 5	yes			3	yes	±2.5V, ±1.25V, ±V _{REF} /1.8		I		TSSOP-36	\$17.20
LTC1407A	14		2	3	73.5	90	90	1	4			12	3		yes	2	yes	0V to 2.5V	yes	I	Simultaneous Sampling	MSOP-10	\$7.00	
LTC1407A-1	14		2	3	73.5	90	90	1	4			12	3	yes	yes	2	yes	±1.25V	yes	I	Simultaneous Sampling	MSOP-10	\$7.00	
LTC1403A	14			2.8	73.5	90	90	1	4			12	3		yes	2	yes	0V to 2.5V	yes	I, H		MSOP-10	\$7.00	
LTC1403A-1	14			2.8	73.5	90	90	1	4			12	3	yes	yes	2	yes	±1.25V	yes	I		MSOP-10	\$7.00	
LTC1411	14			2.5	80		88	1	1	24	60	195	5	yes			1	yes	±0.64V to ±1.8V	yes	I		SSOP-36	\$18.00
LTC1414	14			2.2	78	84	83	1.75	2	20	60	150	±5	yes			1	yes	±2.5V		I		SSOP-28	\$16.00
LTC2242-12	12			250	65.3	78		1	2.7	17mV	3.2%	740	2.5	yes			5	yes	±0.5V to ±1V	yes	I	LVDS or CMOS Outputs	9×9 QFN-64	\$59.00
LTC2241-12	12			210	65.4	78		1	2.3	15mV	3.4%	585	2.5	yes			5	yes	±0.5V to ±1V	yes	I	LVDS or CMOS Outputs	9×9 QFN-64	\$42.00
LTC2220-1	12			185	67.5	80		1.2	1.8	35mV	2.5%	910	3.3	yes			5	yes	±0.5V to ±1V	yes	I	LVDS or CMOS Outputs	9×9 QFN-64	\$49.00
LTC2240-12	12			170	65.5	80		1	2.1	15mV	3.5%	445	2.5	yes			5	yes	±0.5V to ±1V	yes	I	LVDS or CMOS Outputs	9×9 QFN-64	\$35.00
LTC2220	12			170	67.5	84		1	1.5	35mV	2.5%	890	3.3	yes			5	yes	±0.5V to ±1V	yes	I	LVDS or CMOS Outputs	9×9 QFN-64	\$39.55
LTC2221	12			135	67.6	84		1	1	35mV	2.5%	660	3.3	yes			5	yes	±0.5V to ±1V	yes	I	LVDS or CMOS Outputs	9×9 QFN-64	\$33.92
LTC2224	12			135	67.4	84		1	1	35mV	2.5%	630	3.3	yes			5	yes	±0.5V to ±1V	yes	I	CMOS Outputs	7×7 QFN-48	\$33.92
LTC2283	12	2		125	69.8	88		1	1.5	12mV	2.5%	790	3	yes			5	yes	±0.5V to ±1V	yes	I	Dual ADC	9×9 QFN-64	\$41.25
LTC2253	12			125	69.8	88		0.7	1.5	12mV	2.5%	395	3	yes			5	yes	±0.5V to ±1V	yes	I		5×5 QFN-32	\$27.50
LTC2252	12			105	70.1	88		0.7	1.5	12mV	2.5%	320	3	yes			5	yes	±0.5V to ±1V	yes	I		5×5 QFN-32	\$23.00
LTC2222	12			105	68.4	84		1	1.3	30mV	2.5%	475	3.3	yes			5	yes	±0.5V to ±1V	yes	I		7×7 QFN-48	\$29.92
LTC2282	12	2		105	70	88		0.9	1.5	12mV	2.5%	540	3	yes			5	yes	±0.5V to ±1V	yes	I	Dual ADC	9×9 QFN-64	\$34.50
LTC2223	12			80	68.5	84		0.8	1	30mV	2.5%	366	3.3	yes			5	yes	±0.5V to ±1V	yes	I	14-Bit Upgrade Path	7×7 QFN-48	\$16.70
LTC2229	12			80	70.6	90		0.8	1.1	12mV	2.5%	211	3	yes			5	yes	±0.5V to ±1V	yes	I		5×5 QFN-32	\$16.70
LTC1747	12			80	72	87	85	0.8	1			1.4W	5	yes			5	yes	±1V to ±1.6V		I		TSSOP-48	\$19.55
LTC1749	12			80	71.8	87	87	0.8	1			1.4W	5	yes			5	yes	±0.7V to ±1.125V		I	Undersampling to 500MHz	TSSOP-48	\$19.55
LTC2294	12	2		80	70.6	90		0.8	1.4	12mV	2.5%	422	3	yes			5	yes	±0.5V to ±1V	yes	I	Dual ADC	9×9 QFN-64	\$25.05
LTC2228	12			65	71.3	90		0.8	1.1	12mV	2.5%	205	3	yes			5	yes	±0.5V to ±1V	yes	I	14-Bit Upgrade Path	5×5 QFN-32	\$12.08
LTC1741	12			65	72	87	85	0.8	1			1.275W	5	yes			5	yes	±1V to ±1.6V		I		TSSOP	\$12.75
LTC2293	12	2		65	71.3	90		0.8	1.4	12mV	2.5%	400	3	yes			5	yes	±0.5V to ±1V	yes	I	Dual ADC	9×9 QFN-64	\$18.12
LTC1743	12			50	72.5	90	88	0.8	1			1.2W	5	yes			5	yes	±1V to ±1.6V		I		TSSOP	\$9.30
LTC2227	12			40	71.4	90		0.7	1	12mV	2.5%	120	3	yes			5	yes	±0.5V to ±1V	yes	I	14-Bit Upgrade Path	5×5 QFN-32	\$7.92
LTC2292	12	2		40	71.4	90		0.8	1.4	12mV	2.5%	235	3	yes			5	yes	±0.5V to ±1V	yes	I	Dual ADC	9×9 QFN-64	\$11.88
LTC2226	12			25	71.4	90		0.7	1	12mV	2.5%	75	3	yes			5	yes	±0.5V to ±1V	yes	I, H	14-Bit Upgrade Path	5×5 QFN-32/ 7×7 LQFP-48	\$7.50
LTC1745	12			25	72.5	96	92	0.75	1			455	5	yes			5	yes	±1V to ±1.6V		I		TSSOP-48	\$9.30
LTC2291	12	2		25	71.4	90		0.8	1.4	12mV	2.5%	150	3	yes			5	yes	±0.5V to ±1V	yes	I	Dual ADC	9×9 QFN-64	\$11.25
LTC2225	12			10	71.3	90		0.7	1.1	12mV	2.5%	60	3	yes			5	yes	±0.5V to ±1V	yes	I	14-Bit Upgrade Path	5×5 QFN-32	\$4.57
LTC1420	12			10	71	83	81	1	1	12	20	200	5, ±5	yes			3	yes	±2V, ±1V, ±0.5V		I		SSOP-28	\$5.95
LTC2290	12	2		10	71.3	90		0.7	1.3	12mV	2.5%	120	3	yes			5	yes	±0.5V to ±1V	yes	I	Dual ADC	9×9 QFN-64	\$10.00
LTC1405	12			5	71.3	85	83	1	1	12	30	115	5, ±5	yes			3	yes	±2V, ±1V, ±0.5V		I		SSOP-28	\$5.95
LTC1407	12		2	3	70.5	87	87	1	2			12	3		yes	2	yes	0V to 2.5V	yes	I	Simultaneous Sampling	MSOP-10	\$4.00	
LTC1407-1	12		2	3	70.5	87	87	1	2			12	3		yes	2	yes	±1.25V	yes	I	Simultaneous Sampling	MSOP-10	\$4.00	
LTC1412	12			3	72	82	80	1	1	6	15	150	±5	yes			1	yes	±2.5V		I		SSOP-28	\$9.95
LTC1403	12			2.8	70.5	87	87	1	2			12	3		yes	2	yes	0V to 2.5V	yes	I, H		MSOP-10	\$4.00	
LTC1403-1	12			2.8	70.5	87	87	1	2			12	3		yes	2	yes	±1.25V	yes	I		MSOP-10	\$4.00	
LTC1402	12			2.2	72	93	89	1	1	10	15	90	5, ±5	yes	yes	1	yes	0V to 4V, ±2V	yes	I		SSOP-16	\$6.95	
LTC1415	12			1.25	69	75	72	1	1	6	20	55	5	yes			1	yes	0V to 4V	yes	I		SSOP-28/SO(W)-28	\$9.90
LTC1410	12			1.25	71		82	1	1	6	15	160	±5	yes			1	yes	±2.5V	yes	I		SSOP-28/SO(W)-28	\$9.90

† Primary Sort Column
‡‡ Secondary Sort Column

Part Number	† Bits	Output Rate with Internal Clock (Hz)		†† Speed (MSPs)	SINAD (dB)	SFDR (dB)	THD (dB)	DNL (LSB)	INL (LSB)	Offset (LSB)	Full-Scale (LSB)	Power (mW)	Supply (V)	Bipolar Input	Serial I/O	Latency (Clocks)	Internal Reference	Input Span	Shutdown	Ext. Temp.	Comments	Package-Pins	Price 1K Qty
		ADC	MUX																				
LTC1851	12		8	1.25				1	1	7	6	50	5	yes				0V to V _{REF} , 0V to V _{REF} /2 ±V _{REF} /2, ±V _{REF} /4	yes	I		SSOP-48	\$6.95
LTC2222-11	11			105	65.6	84		0.8	1	37mV	2.5%	475	3.3	yes				±0.5V to ±1V	yes	I		7×7 QFN-48	\$14.50
LTC2242-10	10			250	60.4	78		0.7	1	17mV	3.5%	740	2.5	yes				±0.5V to ±1V	yes	I	LVDS or CMOS Outputs	9×9 QFN-64	\$39.00
LTC2241-10	10			210	60.5	78		0.6	0.8	15mV	3.5%	585	2.5	yes				±0.5V to ±1V	yes	I	LVDS or CMOS Outputs	9×9 QFN-64	\$32.00
LTC2240-10	10			170	60.5	80		0.6	0.8	15mV	3.8%	445	2.5	yes				±0.5V to ±1V	yes	I	LVDS or CMOS Outputs	9×9 QFN-64	\$25.00
LTC2230	10			170	61.2	80		0.6	0.8	35mV	2.5%	890	3.3	yes				±0.5V to ±1V	yes	I	LVDS or CMOS Outputs	9×9 QFN-64	\$29.20
LTC2231	10			135	61.2	80		0.6	0.8	35mV	2.5%	660	3.3	yes				±0.5V to ±1V	yes	I	LVDS or CMOS Outputs	9×9 QFN-64	\$20.00
LTC2234	10			135	61.2	80		0.6	0.8	37mV	2.5%	630	3.3	yes				±0.5V to ±1V	yes	I	CMOS Outputs	7×7 QFN-48	\$20.00
LTC2281	10	2		125	61.6	85		0.6	0.6	12mV	2.5%	790	3	yes				±0.5V to ±1V	yes	I	Dual ADC	9×9 QFN-64	\$18.00
LTC2251	10			125	61.5	85		0.6	0.6	12mV	2.5%	395	3	yes				±0.5V to ±1V	yes	I		5×5 QFN-32	\$12.00
LTC2250	10			105	61.6	85		0.6	0.6	12mV	2.5%	320	3	yes				±0.5V to ±1V	yes	I	Single-Ended Clock, 640MHz FPBW T/H	5×5 QFN-32	\$7.50
LTC2232	10			105	61.3	80		0.6	0.8	37mV	2.5%	475	3.3	yes				±0.5V to ±1V	yes	I	Differential Clock, 775MHz FPBW T/H	7×7 QFN-48	\$8.35
LTC2280	10	2		105	61.6	85		0.6	0.6	12mV	2.5%	540	3	yes				±0.5V to ±1V	yes	I	Dual ADC	9×9 QFN-64	\$11.25
LTC2233	10			80	61.3	80		0.6	0.8	37mV	2.5%	366	3.3	yes				±0.5V to ±1V	yes	I		7×7 QFN-48	\$6.70
LTC2289	10	2		80	61.6	85		0.5	0.6	12mV	2.5%	422	3	yes				±0.5V to ±1V	yes	I	Dual ADC	9×9 QFN-64	\$10.05
LTC2238	10			65	61.8	85		0.5	0.5	12mV	2.5%	205	3	yes				±0.5V to ±1V	yes	I		5×5 QFN-32	\$5.00
LTC2288	10	2		65	61.8	85		0.5	0.6	12mV	2.5%	400	3	yes				±0.5V to ±1V	yes	I	Dual ADC	9×9 QFN-64	\$7.50
LTC2237	10			40	61.8	85		0.5	0.5	12mV	2.5%	120	3	yes				±0.5V to ±1V	yes	I		5×5 QFN-32	\$4.80
LTC2287	10	2		40	61.8	85		0.5	0.6	12mV	2.5%	235	3	yes				±0.5V to ±1V	yes	I	Dual ADC	9×9 QFN-64	\$7.20
LTC2236	10			25	61.8	85		0.5	0.5	12mV	2.5%	75	3	yes				±0.5V to ±1V	yes	I		5×5 QFN-32	\$3.50
LTC2286	10	2		25	61.8	85		0.5	0.6	12mV	2.5%	150	3	yes				±0.5V to ±1V	yes	I	Dual ADC	9×9 QFN-64	\$5.25
LTC1850	10		8	1.25				0.5	0.5	2	2	50	5	yes				0V to V _{REF} , 0V to V _{REF} /2 ±V _{REF} /2, ±V _{REF} /4	yes	I		SSOP-48	\$5.95
LTC1406	8			20	47.5	60	59	1	1	8	5	150	5	yes				0V to 2V, ±1V	yes	I		SSOP-24	\$3.20
LTC1196	8			1	47	93	49	1	0.5	0.5	0.5	4.5	5	yes	yes			0V to 5V	yes			S0-8	\$2.40

† Primary Sort Column
†† Secondary Sort Column

No Latency ΔΣTM ADCs

Part Number	† Bits	Output Rate with Internal Clock (Hz)		†† Noise (μV _{RMS})	DNL (LSB)	INL (ppm)	Offset	Full-Scale (ppm)	Int Osc	Rejection at f ₀ (dB)	Simultaneous 50Hz/60Hz Rejection	Power (mW)	Supply (V)	Differential Input	Input Span	I/O	Int. Temp. Sensor	Gain	Ext. Temp.	Package-Pins	Price 1K Qty
		MUX	Max (Hz)																		
LTC2440	24		3.5k	4k	0.2	1	15	5μV	30	yes	120	yes	40	4.5 to 5.5	yes	-V _{REF} /2 to V _{REF} /2	SPI		I	SSOP-16	\$5.75
LTC2445	24	4/8	3.5k, 7k ⁽¹⁾	4k, 8k ⁽¹⁾	0.2	1	15	5μV	50	yes	120	yes	40	4.5 to 5.5	yes	-V _{REF} /2 to V _{REF} /2	SPI		I	QFN-38	\$6.45
LTC2447	24	4/8	3.5k, 7k ⁽¹⁾	4k, 8k ⁽¹⁾	0.2	1	15	5μV	50	yes	120	yes	40	4.5 to 5.5	yes	-V _{REF} /2 to V _{REF} /2	SPI		I	QFN-38	\$7.15
LTC2449	24	8/16	3.5k, 7k ⁽¹⁾	4k, 8k ⁽¹⁾	0.2	1	15	5μV	50	yes	120	yes	40	4.5 to 5.5	yes	-V _{REF} /2 to V _{REF} /2	SPI		I	QFN-38	\$7.15
LTC2442	24	2/4	3.5k, 7k ⁽¹⁾	4k, 8k ⁽¹⁾	0.22	1	10	5μV	50	yes	120	yes	50	4.5 to 5.5	yes	-V _{REF} /2 to V _{REF} /2	SPI		I	SSOP-36	\$7.45
LTC2444	24	4/8	3.5k, 7k ⁽¹⁾	4k, 8k ⁽¹⁾	0.28	1	15	5μV	50	yes	120	yes	40	4.5 to 5.5	yes	-V _{REF} /2 to V _{REF} /2	SPI		I	QFN-38	\$6.45
LTC2446	24	4/8	3.5k, 7k ⁽¹⁾	4k, 8k ⁽¹⁾	0.28	1	15	5μV	50	yes	120	yes	40	4.5 to 5.5	yes	-V _{REF} /2 to V _{REF} /2	SPI		I	QFN-38	\$7.15
LTC2448	24	8/16	3.5k, 7k ⁽¹⁾	4k, 8k ⁽¹⁾	0.28	1	15	5μV	50	yes	120	yes	40	4.5 to 5.5	yes	-V _{REF} /2 to V _{REF} /2	SPI		I	QFN-38	\$7.15
LTC2484	24		6.8	15	0.6	1	10	2.5μV	25	yes	110	yes	0.48	2.7 to 5.5	yes	-V _{REF} /2 to V _{REF} /2	SPI	yes	I	DFN-10	\$2.45
LTC2485	24		6.8	15	0.6	1	10	2.5μV	25	yes	110	yes	0.48	2.7 to 5.5	yes	-V _{REF} /2 to V _{REF} /2	I ² C	yes	I	DFN-10	\$2.45
LTC2492	24	2/4	15	100	0.6	1	10	2.5μV	25	yes	120	yes	0.48	2.7 to 5.5	yes	-V _{REF} /2 to V _{REF} /2	SPI	yes	I	DFN-14	\$2.95
LTC2493	24	2/4	15	195	0.6	1	10	2.5μV	25	yes	120	yes	0.48	2.7 to 5.5	yes	-V _{REF} /2 to V _{REF} /2	I ² C	yes	I	DFN-14	\$2.95
LTC2498	24	8/16	15	100	0.6	1	10	2.5μV	25	yes	120	yes	0.48	2.7 to 5.5	yes	-V _{REF} /2 to V _{REF} /2	SPI	yes	I	QFN-38	\$3.45
LTC2499	24	8/16	15	100	0.6	1	10	2.5μV	25	yes	120	yes	0.48	2.7 to 5.5	yes	-V _{REF} /2 to V _{REF} /2	I ² C	yes	I	QFN-38	\$3.45
LTC2410	24		7.5	100	0.8	1	14	2.5μV	12	yes	140		1	2.7 to 5.5	yes	-V _{REF} /2 to V _{REF} /2	SPI		I	SSOP-16	\$5.50
LTC2413	24		6.8	100	0.8	1	14	2.5μV	12	yes	87	yes	1	2.7 to 5.5	yes	-V _{REF} /2 to V _{REF} /2	SPI		I	SSOP-16	\$5.50
LTC2412	24	2	7.5	100	0.8	1	14	2.5μV	12	yes	140		1	2.7 to 5.5	yes	-V _{REF} /2 to V _{REF} /2	SPI		I	SSOP-16	\$4.75

† Primary Sort Column
†† Secondary Sort Column



Amps, Refs, Filters, Comps
 Power Management
 Data Conversion / ΔΣ ADCs
 High Frequency
 Reference Material
 Interface

No Latency $\Delta\Sigma$ ™ ADCs

Amps, Refs, Filters, Comps
 Power Management
 Data Conversion $\Delta\Sigma$ ADCs
 Interface
 High Frequency
 Reference Material

Part Number	† Bits	MUX	Output Rate with Internal Clock (Hz)	Output Rate Max (Hz)	†† Noise (μ V _{RMS})	DNL (LSB)	INL (ppm)	Offset	Full-Scale (ppm)	Int Osc	Rejection at f_0 (dB)	Simultaneous 50Hz/60Hz Rejection	Power (mW)	Supply (V)	Differential Input	Input Span	I/O	Int. Temp. Sensor	Gain	Ext. Temp.	Package-Pins	Price 1K Qty
LTC2414	24	4/8	7.5	100	1	1	14	10 μ V	12	yes	140		1	2.7 to 5.5	yes	-V _{REF/2} to V _{REF/2}	SPI			I	SSOP-28	\$6.25
LTC2418	24	8/16	7.5	100	1	1	14	10 μ V	12	yes	140		1	2.7 to 5.5	yes	-V _{REF/2} to V _{REF/2}	SPI			I	SSOP-28	\$6.95
LTC2415	24		15	195	1.1	1	14	2mV	12	yes	140		1	2.7 to 5.5	yes	-V _{REF/2} to V _{REF/2}	SPI			I	SSOP-16	\$5.50
LTC2415-1	24		13.75	195	1.1	1	14	2mV	12	yes	87	yes	1	2.7 to 5.5	yes	-V _{REF/2} to V _{REF/2}	SPI			I	SSOP-16	\$5.50
LTC2411	24		7.5	100	1.45	1	14	20 μ V	12	yes	140		1	2.7 to 5.5	yes	-V _{REF/2} to V _{REF/2}	SPI			I	MSOP-10	\$5.50
LTC2411-1	24		6.8	100	1.45	1	14	20 μ V	12	yes	87	yes	1	2.7 to 5.5	yes	-V _{REF/2} to V _{REF/2}	SPI			I	MSOP-10	\$5.50
LTC2400	24		7.5	15	1.5	1	10	2ppm	10	yes	130		1	2.7 to 5.5		0 to V _{REF} \pm 12%	SPI			I	SO-8	\$5.50
LTC2404	24	4	7.5	15	1.5	1	10	2ppm	10	yes	130		1	2.7 to 5.5		0 to V _{REF} \pm 12%	SPI			I	SSOP-28	\$6.00
LTC2408	24	8	7.5	15	1.5	1	10	2ppm	10	yes	130		1	2.7 to 5.5		0 to V _{REF} \pm 12%	SPI			I	SSOP-28	\$6.25
LTC2401	24		7.5	15	3	1	10	2ppm	10	yes	130		1	2.7 to 5.5		0 to V _{REF} \pm 12%	SPI			I	MSOP-10	\$5.30
LTC2402	24	2	7.5	15	3	1	10	2ppm	10	yes	130		1	2.7 to 5.5		0 to V _{REF} \pm 12%	SPI			I	MSOP-10	\$5.60
LTC2430	20		7.5	100	2.8	1	20	1ppm	20	yes	140		1	2.7 to 5.5	yes	-V _{REF/2} to V _{REF/2}	SPI			I	SSOP-16	\$3.55
LTC2431	20		7.5	100	2.8	1	20	1ppm	20	yes	140		1	2.7 to 5.5	yes	-V _{REF/2} to V _{REF/2}	SPI			I	MSOP-10	\$3.70
LTC2435	20		15	195	4	1	20	5mV	10	yes	110		1	2.7 to 5.5	yes	-V _{REF/2} to V _{REF/2}	SPI			I	SSOP-16	\$3.55
LTC2435-1	20		13.75	195	4	1	20	5mV	10	yes	87	yes	1	2.7 to 5.5	yes	-V _{REF/2} to V _{REF/2}	SPI			I	SSOP-16	\$3.55
LTC2420	20		7.5	100	6	1	10	10ppm	10	yes	130		1	2.7 to 5.5		0 to V _{REF} \pm 12%	SPI			I	SO-8	\$4.25
LTC2424	20	4	7.5	100	6	1	10	10ppm	10	yes	130		1	2.7 to 5.5		0 to V _{REF} \pm 12%	SPI			I	SSOP-28	\$4.75
LTC2428	20	8	7.5	100	6	1	10	10ppm	10	yes	130		1	2.7 to 5.5		0 to V _{REF} \pm 12%	SPI			I	SSOP-28	\$5.25
LTC2421	20		7.5	15	6	1	10	10ppm	10	yes	130		1	2.7 to 5.5		0 to V _{REF} \pm 12%	SPI			I	MSOP-10	\$4.35
LTC2422	20	2	7.5	15	6	1	10	10ppm	10	yes	130		1	2.7 to 5.5		0 to V _{REF} \pm 12%	SPI			I	MSOP-10	\$4.50
LTC2480	16		15	195	0.6	1	10	2.5 μ V	25	yes	110	yes	0.48	2.7 to 5.5	yes	-V _{REF/2} to V _{REF/2}	SPI	yes	yes	I	DFN-10	\$1.85
LTC2481	16		15	195	0.6	1	10	2.5 μ V	25	yes	110	yes	0.48	2.7 to 5.5	yes	-V _{REF/2} to V _{REF/2}	I ² C	yes	yes	I	DFN-10	\$1.85
LTC2486	16	2/4	15	195	0.6	1	20	5 μ V	32	yes	120	yes	0.48	2.7 to 5.5	yes	-V _{REF/2} to V _{REF/2}	SPI	yes	yes	I	DFN-14	\$2.35
LTC2487	16	2/4	15	195	0.6	1	20	5 μ V	32	yes	120	yes	0.48	2.7 to 5.5	yes	-V _{REF/2} to V _{REF/2}	I ² C	yes	yes	I	DFN-14	\$2.35
LTC2494	16	8/16	15	195	0.6	1	20	5 μ V	32	yes	120	yes	0.48	2.7 to 5.5	yes	-V _{REF/2} to V _{REF/2}	SPI	yes	yes	I	QFN-38	\$2.85
LTC2495	16	8/16	15	195	0.6	1	20	5 μ V	32	yes	120	yes	0.48	2.7 to 5.5	yes	-V _{REF/2} to V _{REF/2}	I ² C	yes	yes	I	QFN-38	\$2.85
LTC2482	16		7.5	100	0.6	1	20	5 μ V	32	yes	110	yes	0.48	2.7 to 5.5	yes	-V _{REF/2} to V _{REF/2}	SPI			I	DFN-10	\$1.65
LTC2483	16		7.5	100	0.6	1	10	2.5 μ V	25	yes	110	yes	0.48	2.7 to 5.5	yes	-V _{REF/2} to V _{REF/2}	I ² C			I	DFN-10	\$1.65
LTC2488	16	2/4	7.5	100	0.6	1	20	5 μ V	32	yes	120	yes	0.48	2.7 to 5.5	yes	-V _{REF/2} to V _{REF/2}	SPI			I	DFN-14	\$2.15
LTC2489	16	2/4	7.5	100	0.6	1	20	5 μ V	32	yes	120	yes	0.48	2.7 to 5.5	yes	-V _{REF/2} to V _{REF/2}	I ² C			I	DFN-14	\$2.15
LTC2496	16	8/16	7.5	100	0.6	1	20	5 μ V	32	yes	120	yes	0.48	2.7 to 5.5	yes	-V _{REF/2} to V _{REF/2}	SPI			I	QFN-38	\$2.65
LTC2497	16	8/16	7.5	100	0.6	1	20	5 μ V	32	yes	120	yes	0.48	2.7 to 5.5	yes	-V _{REF/2} to V _{REF/2}	I ² C			I	QFN-38	\$2.65
LTC2436-1	16	2	6.8	100	0.8	1	3LSB	1LSB	3LSB	yes	140	yes	1	2.7 to 5.5	yes	-V _{REF/2} to V _{REF/2}	SPI			I	SSOP-16	\$2.45
LTC2439-1	16	8/16	6.8	100	1	1	1.25LSB	20 μ V	1.25LSB	yes	120	yes	1	2.7 to 5.5	yes	-V _{REF/2} to V _{REF/2}	SPI			I	SSOP-28	\$3.75
LTC2450	16		30	30	1.4	1	10LSB	8LSB	0.02%	yes			1.05	2.7 to 5.5		0 to V _{CC}	SPI			I	DFN-6	\$1.15
LTC2450-1	16		60	60	1.4	1	10LSB	2mV	0.02%	yes			1.05	2.7 to 5.5		0 to V _{CC}	SPI			I	DFN-6	\$1.15
LTC2451	16		60	60	1.4	1	10LSB	0.76mV	0.02%	yes			1.05	2.7 to 5.5		0 to V_{CC}	I²C			I	3\times2 DFN-8/ TSOT-8	\$1.15
LTC2452	16		60	60	1.4	1	10LSB	2mV	0.02%	yes			1.05	2.7 to 5.5	yes	\pmV_{CC}	SPI			I	3\times2 DFN-8/ TSOT-8	\$1.25
LTC2453	16		60	60	1.4	1	10LSB	2mV	0.02%	yes			1.05	2.7 to 5.5	yes	\pmV_{CC}	I²C			I	3\times2 DFN-8/ TSOT-8	\$1.25
LTC2433-1	16		6.8	100	1.45	1	1.25LSB	20 μ V	1.25LSB	yes	140	yes	1	2.7 to 5.5	yes	-V _{REF/2} to V _{REF/2}	SPI			I	MSOP-10	\$1.95

† Primary Sort Column
 †† Secondary Sort Column
 Note:
 1. One cycle latency



DACs (ALL)

Part Number	†	# DACs	DNL (LSB)	INL (LSB)	Settling Time (μs)	I/O	Int Ref	Output	Output Range	Supply (V)	Power (mW)	Comments	Ext. Temp.	Package-Pins	Price 1K Qty ⁽¹⁾
LTC1821	16	1	±1	±1	2	Parallel	Ext	Voltage	0V to 10V, 0V to -10V, ±10V	5 and up to ±15	40	Fast Settling to 16-Bit Precision		SSOP-36	\$29.95
LTC1668	16	1	±4	±8	20ns	Parallel	2.5V	Current	10mA	±5	180	50MSPs, Pin Compatible 12-Bit and 14-Bit Devices		SSOP-28	\$13.75
LTC1657L	16	1	±1	±12	20	Parallel	1.25V	Voltage	0V to 2.5V	2.7 to 5.5		Single 3V, Rail-to-Rail V _{OUT}		SSOP-28/DIP-28	\$9.50
LTC1657	16	1	±1	±12	20	Parallel	2.048V	Voltage	0V to 4.096V	4.5 to 5.5	3	Single 5V, Rail-to-Rail V _{OUT}		SSOP-24/DIP-28	\$8.60
LTC1655L	16	1	±1	±20	20	Serial SPI	1.25V	Voltage	0V to 2.5V	2.7 to 5.5	1.6	SO-8 Package, 3V Single Supply		DIP-8/SO-8	\$8.80
LTC1655	16	1	±1	±20	20	Serial SPI	2.048V	Voltage	0V to 4.096V	4.5 to 5.5	2.6	SO-8 Package, Single Supply		DIP-8/SO-8	\$7.95
LTC1650	16	1	±0.5	±8	4	Serial SPI	Ext	Voltage	±5V	±5	50	Ultralow Noise, Deglitched		DIP-16/SO(W)-16	\$11.20
LTC1599	16	1	±1	±1	1	Parallel	Ext	Current	0V to 10V, 0V to -10V, ±10V	5	55μW	Byte Wide Input, On-Chip Resistors for 4-Quadrant Multiplication		SSOP-24/DIP-24	\$15.90
LTC1597	16	1	±1	±1	1	Parallel	Ext	Current	0V to 10V, 0V to -10V, ±10V	5	55μW	On-Chip Resistors, LTC1597-1 Resets to Midscale		SSOP-28/DIP-28	\$15.90
LTC1596	16	1	±1	±1	1	Serial SPI	Ext	Current	0V to V _{REF}	5	55μW	LTC1596-1 Resets to Midscale, 8143 Pinout		DIP-16/SO(W)-16	\$12.75
LTC1595	16	1	±1	±1	1	Serial SPI	Ext	Current	0V to V _{REF}	5	55μW	SO-8, Multiplying, 8043 Pinout		DIP-8/SO-8	\$12.25
LTC1592	16	1	±1	±1	2	Serial SPI	Ext	Current	0V to 5V, 0V to 10V, ±5V, ±10V, ±2.5V, -2.5V to 7.5V	5	55μW	Software-Selectable Output Ranges without External Resistors or Switches		SSOP-16	\$13.95
LTC2601	16	1	±1	±64	10	Serial SPI	Ext	Voltage	0V to V _{CC}	2.5 to 5.5	0.9	Pin Compatible Family 12-Bit and 14-Bit		3×3 DFN-10	\$2.70
LTC2601-1	16	1	±1	±64	10	Serial SPI	Ext	Voltage	0V to V _{CC}	2.5 to 5.5	0.9	Reset to Midscale		3×3 DFN-10	\$2.70
LTC2606	16	1	±1	±64	10	I ² C	Ext	Voltage	0V to V _{CC}	2.7 to 5.5	0.8	Pin Compatible Family 12-Bit and 14-Bit		3×3 DFN-10	\$2.84
LTC2606-1	16	1	±1	±64	10	I ² C	Ext	Voltage	0V to V _{CC}	2.7 to 5.5	0.8	Reset to Midscale		3×3 DFN-10	\$2.84
LTC2641-16	16	1	±1	±2	1	Serial SPI	Ext	Voltage	0V to V _{REF}	2.7 to 5.5	0.36	Unbuffered Unipolar V _{OUT} , 1μs Settling, Low Glitch Energy		3×3 DFN-8/MSOP-8	\$6.25
LTC2642-16	16	1	±1	±2	1	Serial SPI	Ext	Voltage	±V _{REF}	2.7 to 5.5	0.36	Unbuffered, Matched Resistors for Bipolar V _{OUT} , 1μs Settling		3×3 DFN-10/MSOP-10	\$6.25
LTC2751-16	16	1	±1	±1	2	Parallel	Ext	Current	0V to 5V, 0V to 10V, ±5V, ±10V, ±2.5V, -2.5V to 7.5V	2.7 to 5.5	2.5μW	Extremely Low Power, SoftSpan, Data and Span Readback, Low 1nV-s Glitch Impulse		5×7 QFN-38	\$8.50
LTC2753-16	16	2	±1	±1	2	Parallel	Ext	Current	0V to 5V, 0V to 10V, ±5V, ±10V, ±2.5V, -2.5V to 7.5V	2.7 to 5.5	2.5μW	Extremely Low Power, SoftSpan, Data and Span Readback, Low 1nV-s Glitch Impulse		7×7 QFN-48	\$11.90
LTC2755-16	16	4	±1	±1	2	Parallel	Ext	Current	0V to 5V, 0V to 10V, ±5V, ±10V, ±2.5V, -2.5V to 7.5V	2.7 to 5.5	2.5μW	Extremely Low Power, SoftSpan, Data and Span Readback, Low 1nV-s Glitch Impulse	 	9×9 QFN-64	\$17.85
LTC2602	16	2	±1	±64	10	Serial SPI	Ext	Voltage	0V to V _{CC}	2.5 to 5.5	1.8	Pin Compatible Family 10,12,14-Bit and Ultralow Crosstalk		MSOP-8	\$4.75
LTC2607	16	2	±1	±64	10	I ² C	Ext	Voltage	0V to V _{CC}	2.7 to 5.5	1.8	Pin Compatible Family 10,12,14-Bit and Ultralow Crosstalk		3×4 DFN-12	\$5.23
LTC2607-1	16	2	±1	±64	10	I ² C	Ext	Voltage	0V to V _{CC}	2.7 to 5.5	1.8	Reset to Midscale		3×4 DFN-12	\$5.23
LTC2604	16	4	±1	±64	10	Serial SPI	Ext	Voltage	0V to V _{CC}	2.5 to 5.5	3	Pin Compatible Family 12,14-Bit and Ultralow Crosstalk		SSOP-16	\$9.50
LTC2609	16	4	±1	±64	10	I ² C	Ext	Voltage	0V to V _{CC}	2.7 to 5.5	3	Pin Compatible Family 12,14-Bit and Ultralow Crosstalk		SSOP-16	\$9.50
LTC2609-1	16	4	±1	±64	10	I ² C	Ext	Voltage	0V to V _{CC}	2.7 to 5.5	3	Reset to Midscale		SSOP-16	\$9.50
LTC2704-16	16	4	±1	±2	10	Serial SPI	Ext	Voltage	0V to 5V, 0V to 10V, ±5V, ±10V, ±2.5V, -2.5V to 7.5V	±4.5 to ±16.5	263	SoftSpan, Force/Sense Outputs, Readback		SSOP-44	\$29.95
LTC2600	16	8	±1	±64	10	Serial SPI	Ext	Voltage	0V to V _{CC}	2.5 to 5.5	6	Pin Compatible Family 8,10,12,14-Bit and Ultralow Crosstalk		SSOP-16/4x5 QFN-20	\$14.00
LTC2605	16	8	±1	±64	10	I ² C	Ext	Voltage	0V to V _{CC}	2.7 to 5.5	6	Pin Compatible Family 8,10,12,14-Bit and Ultralow Crosstalk		SSOP-16	\$14.70
LTC2605-1	16	8	±1	±64	10	I ² C	Ext	Voltage	0V to V _{CC}	2.7 to 5.5	6	Reset to Midscale		SSOP-16	\$14.70
LTC1667	14	1	±1	±2	20ns	Parallel	2.5V	Current	10mA	±5	180	50MSPs, Pin Compatible 12-Bit and 16-Bit Devices		SSOP-28	\$10.80
LTC1658	14	1	±1	±8	12	Serial SPI	Ext	Voltage	0V to V _{REF}	2.7 to 5.5	3	Single Supply, MSOP		MSOP-8/SO-8/DIP-8	\$4.80
LTC1591	14	1	±1	±1	1	Parallel	Ext	Current	0V to 10V, 0V to -10V, ±10V	5	55μW	On-Chip Resistors, LTC1591-1 Resets to Midscale, LTC1597 Pinout		SSOP-28/DIP-28	\$8.95
LTC1589	14	1	±1	±1	2	Serial SPI	Ext	Current	0V to 5V, 0V to 10V, ±5V, ±10V, ±2.5V, -2.5V to 7.5V	5	55μW	Software-Selectable Output Ranges without External Resistors or Switches		SSOP-16	\$9.95
LTC2611	14	1	±1	±16	9	Serial SPI	Ext	Voltage	0V to V _{CC}	2.5 to 5.5	0.9	Pin Compatible Family 12-Bit and 16-Bit		3×3 DFN-10	\$2.25
LTC2611-1	14	1	±1	±16	9	Serial SPI	Ext	Voltage	0V to V _{CC}	2.5 to 5.5	0.9	Reset to Midscale		3×3 DFN-10	\$2.25
LTC2616	14	1	±1	±16	9	I ² C	Ext	Voltage	0V to V _{CC}	2.7 to 5.5	0.8	Pin Compatible Family 12-Bit and 16-Bit		3×3 DFN-10	\$2.36
LTC2616-1	14	1	±1	±16	9	I ² C	Ext	Voltage	0V to V _{CC}	2.7 to 5.5	0.8	Reset to Midscale		3×3 DFN-10	\$2.36
LTC2641-14	14	1	±1	±1	1	Serial SPI	Ext	Voltage	0V to V _{REF}	2.7 to 5.5	0.36	Unbuffered Unipolar V _{OUT} , 1μs Settling, Low Glitch Energy		3×3 DFN-8/MSOP-8	\$5.42
LTC2642-14	14	1	±1	±1	1	Serial SPI	Ext	Voltage	±V _{REF}	2.7 to 5.5	0.36	Unbuffered, Matched Resistors for Bipolar V _{OUT} , 1μs Settling		3×3 DFN-10/MSOP-10	\$5.42
LTC2751-14	14	1	±1	±1	2	Parallel	Ext	Current	0V to 5V, 0V to 10V, ±5V, ±10V, ±2.5V, -2.5V to 7.5V	2.7 to 5.5	2.5μW	Extremely Low Power, SoftSpan, Data and Span Readback, Low 1nV-s Glitch Impulse		5×7 QFN-38	\$6.50
LTC2753-14	14	2	±1	±1	2	Parallel	Ext	Current	0V to 5V, 0V to 10V, ±5V, ±10V, ±2.5V, -2.5V to 7.5V	2.7 to 5.5	2.5μW	Extremely Low Power, SoftSpan, Data and Span Readback, Low 1nV-s Glitch Impulse		7×7 QFN-48	\$9.10
LTC2755-14	14	4	±1	±1	2	Parallel	Ext	Current	0V to 5V, 0V to 10V, ±5V, ±10V, ±2.5V, -2.5V to 7.5V	2.7 to 5.5	2.5μW	Extremely Low Power, SoftSpan, Data and Span Readback, Low 1nV-s Glitch Impulse	 	9×9 QFN-64	\$12.68
LTC1654	14	2	±1	±4	8.5 or 3	Serial SPI	Ext	Voltage	0V to V _{REF}	2.7 to 5.5	0.75 or 1.35	2 DACs in SO-8 Footprint		SSOP-16	\$8.95
LTC2612	14	2	±1	±16	9	Serial SPI	Ext	Voltage	0V to V _{CC}	2.5 to 5.5	1.8	Pin Compatible Family 10,12,16-Bit and Ultralow Crosstalk		MSOP-8	\$3.45
LTC2617	14	2	±1	±16	9	I ² C	Ext	Voltage	0V to V _{CC}	2.7 to 5.5	1.8	Pin Compatible Family 12,16-Bit and Ultralow Crosstalk		3×4 DFN-12	\$3.80
LTC2617-1	14	2	±1	±16	9	I ² C	Ext	Voltage	0V to V _{CC}	2.7 to 5.5	1.8	Reset to Midscale		3×4 DFN-12	\$3.80

† Primary Sort Column



MS-8, MS-10 = MSOP; SSOPN = Narrow SSOP; SSOPW = Wide SSOP; SOW = Wide SO

Amps, Refs, Filters, Comps
 Power Management
 Data Conversion
 High Frequency
 Reference Material

DACs (ALL)

Amps, Refs, Filters, Comps
 Power Management
 Data Conversion
 Interface
 High Frequency
 Reference Material

Part Number	Bits	# DACs	DNL (LSB)	INL (LSB)	Settling Time (μs)	I/O	Int Ref	Output	Output Range	Supply (V)	Power (mW)	Comments	Ext. Temp.	Package-Pins	Price 1K Qty ⁽¹⁾
LTC2614	14	4	±1	±16	9	Serial SPI	Ext	Voltage	0V to V _{CC}	2.5 to 5.5	3	Pin Compatible Family 12,16-Bit and Ultralow Crosstalk	I	SSOP-16	\$7.00
LTC2619	14	4	±1	±16	9	I ² C	Ext	Voltage	0V to V _{CC}	2.7 to 5.5	3	Pin Compatible Family 12,16-Bit and Ultralow Crosstalk	I	SSOP-16	\$7.35
LTC2619-1	14	4	±1	±16	9	I ² C	Ext	Voltage	0V to V _{CC}	2.7 to 5.5	3	Reset to Midscale	I	SSOP-16	\$7.35
LTC2704-14	14	4	±1	±1	9	Serial SPI	Ext	Voltage	0V to 5V, 0V to 10V, ±5V, ±10V, ±2.5V, -2.5V to 7.5V	±4.5 to ±16.5	263	SoftSpan, Force/Sense Outputs, Readback	I	SSOP-44	\$24.95
LTC2610	14	8	±1	±16	9	Serial SPI	Ext	Voltage	0V to V _{CC}	2.5 to 5.5	6	Pin Compatible Family 8,10,12,16-Bit and Ultralow Crosstalk	I	SSOP-16	\$11.05
LTC2615	14	8	±1	±16	9	I ² C	Ext	Voltage	0V to V _{CC}	2.7 to 5.5	6	Pin Compatible Family 8,10,12,16-Bit and Ultralow Crosstalk	I	SSOP-16	\$11.60
LTC2615-1	14	8	±1	±16	9	I ² C	Ext	Voltage	0V to V _{CC}	2.7 to 5.5	6	Reset to Midscale	I	SSOP-16	\$11.60
LTC2621	12	1	±0.5	±4	7	Serial SPI	Ext	Voltage	0V to V _{CC}	2.5 to 5.5	0.9	Pin Compatible Family 14-Bit and 16-Bit	I	3×3 DFN-10	\$1.95
LTC2621-1	12	1	±0.5	±4	7	Serial SPI	Ext	Voltage	0V to V _{CC}	2.5 to 5.5	0.9	Reset to Midscale	I	3×3 DFN-10	\$1.95
LTC2626	12	1	±0.5	±4	7	I ² C	Ext	Voltage	0V to V _{CC}	2.7 to 5.5	0.8	Pin Compatible Family 14-Bit and 16-Bit	I	3×3 DFN-10	\$2.05
LTC2626-1	12	1	±0.5	±4	7	I ² C	Ext	Voltage	0V to V _{CC}	2.7 to 5.5	0.8	Reset to Midscale	I	3×3 DFN-10	\$2.05
LTC2630A-12	12	1	±1	±1	4.5	Serial SPI	Int	Voltage	0V to 2.5V, 0V to 4.096V, 0V to V _{CC}	2.7 to 5.5	0.54	Internal 2.5V or 4.096V References, Reset to Zero-Scale or Mid-Scale Options, H Grade	I, H	SC70-6	\$1.43
LTC2640A-12	12	1	±1	±1	4.5	Serial SPI	Int	Voltage	0V to 2.5V, 0V to 4.096V, 0V to V_{REF}	2.7 to 5.5	TBD	Internal 2.5V or 4.096V References Bonded Out, Reset to Zero-Scale or Midscale Options, H-Grade	I, H	TSOT-8	C.F.
LTC2631A-12	12	1	±1	±1	4.5	I²C	Int	Voltage	0V to 2.5V, 0V to 4.096V, 0V to V_{REF}	2.7 to 5.5	0.54	Internal 2.5V or 4.096V References Bonded Out, Reset to Zero-Scale or Midscale Options, H-Grade	I, H	TSOT-8	C.F.
LTC8143	12	1	±0.5	±0.5	0.25	Serial SPI	Ext	Current	0V to V _{REF}	5	0.55	Upgrade to 16-Bit with LTC1596, Multiplying	I	DIP-16/SO(W)-16	\$6.90
LTC8043	12	1	±0.5	±0.5	0.25	Serial SPI	Ext	Current	0V to V _{REF}	5	2.5	Upgrade to 16-Bit with LTC1595, Multiplying	I	DIP-8/SO-8	\$4.80
LTC7545A	12	1	±0.5	±0.5	1	Parallel	Ext	Current	0V to V _{REF}	5, 15	0.55	Microprocessor Compatible I/O, Multiplying	I	DIP-20/SO(W)-20	\$3.80
LTC7543	12	1	±0.5	±0.5	0.25	Serial SPI	Ext	Current	0V to V _{REF}	5	0.55	Multiplying	I	DIP-16/SO(W)-16	\$6.90
LTC7541A	12	1	±0.5	±0.5	0.6	Parallel	Ext	Current	0V to V _{REF}	5 to 16	0.55	Multiplying	I	DIP-18/SO(W)-18	\$3.65
LTC1666	12	1	±1	±1	20ns	Parallel	2.5V	Current	10mA	±5	180	50MSPs, Pin Compatible 14-Bit and 16-Bit Devices	I	SSOP-28	\$8.05
LTC1659	12	1	±0.5	±5.5	14	Serial SPI	Ext	Voltage	0V to V _{REF}	2.7 to 5.5	0.72	Single Supply, MSOP	I	MSOP-8/SO-8	\$4.45
LTC1588	12	1	±1	±1	2	Serial SPI	Ext	Current	0V to 5V, 0V to 10V, ±5V, ±10V, ±2.5V, -2.5V to 7.5V	5	55μW	Software-Selectable Output Ranges without External Resistors or Switches	I	SSOP-16	\$5.95
LTC1456	12	1	±0.5	±4	14	Serial SPI	2.048V	Voltage	0V to 4.096V	4.5 to 5.5	2.2	Clear Input	I	DIP-8/SO-8	\$4.50
LTC1453	12	1	±0.5	±4	14	Serial SPI	1.22V	Voltage	0V to 2.5V	2.7 to 5.5	0.75	3V to 5V Operation, 250μA I _{CC}	I	DIP-8/SO-8	\$4.60
LTC1452	12	1	±0.5	±4	14	Serial SPI	Ext	Voltage	0V to 2(V _{REF})	2.7 to 5.5	0.68	3V to 5V Operation, 225μA I _{CC}	I	DIP-8/SO-8	\$4.20
LTC1451	12	1	±0.5	±4	14	Serial SPI	2.048V	Voltage	0V to 4.096V	4.5 to 5.5	2	SO-8 Package, Single Supply	I	DIP-8/SO-8	\$4.50
LTC1450L	12	1	±0.5	±4	14	Parallel	1.22V	Voltage	0V to 2.5V/Ext V _{REF}	2.7 to 5.5	0.75	Single 3V, Rail-to-Rail V _{OUT}	I	SSOP-24/DIP-24	\$5.70
LTC1450	12	1	±0.5	±4	14	Parallel	2.048V	Voltage	0V to 4.096V/Ext V _{REF}	4.5 to 5.5	2	Single 5V, Rail-to-Rail V _{OUT}	I	SSOP-24/DIP-24	\$5.35
LTC1257	12	1	±0.5	±3.5	6	Serial SPI	2.048V	Voltage	0V to 2.048V or up to 12V	4.75 to 15.75	1.75	0V to 12V Out with Ext. Reference	I	DIP-8/SO-8	\$4.40
LTC2641-12	12	1	±0.5	±0.5	1	Serial SPI	Ext	Voltage	0V to V _{REF}	2.7 to 5.5	0.36	Unbuffered Unipolar V _{OUT} , 1μs Settling, Low Glitch Energy	I	3×3 DFN-8, MSOP-8	\$2.95
LTC2642-12	12	1	±0.5	±0.5	1	Serial SPI	Ext	Voltage	±V _{REF}	2.7 to 5.5	0.36	Unbuffered, Matched Resistors for Bipolar V _{OUT} , 1μs Settling	I	3×3 DFN-10, MSOP-10	\$2.95
LTC2751-12	12	1	±1	±1	2	Parallel	Ext	Current	0V to 5V, 0V to 10V, ±5V, ±10V, ±2.5V, -2.5V to 7.5V	2.7 to 5.5	2.5μW	Extremely Low Power, SoftSpan, Data and Span Readback, Low 1nV-s Glitch Impulse	I	5×7 QFN-38	\$4.95
LTC2753-12	12	2	±1	±1	2	Parallel	Ext	Current	0V to 5V, 0V to 10V, ±5V, ±10V, ±2.5V, -2.5V to 7.5V	2.7 to 5.5	2.5μW	Extremely Low Power, SoftSpan, Data and Span Readback, Low 1nV-s Glitch Impulse	I	7×7 QFN-48	\$5.95
LTC2755-12	12	4	±1	±1	2	Parallel	Ext	Current	0V to 5V, 0V to 10V, ±5V, ±10V, ±2.5V, -2.5V to 7.5V	2.7 to 5.5	2.5μW	Extremely Low Power, SoftSpan, Data and Span Readback, Low 1nV-s Glitch Impulse	I	9×9 QFN-64	\$7.15
LTC1590	12	2	±0.5	±0.5	0.3	Serial SPI	Ext	Current	0V to V _{REF}	5	55μW	Dual, Multiplying, 0.5LSB Over Temp.	I	DIP-16/SO-16	\$6.25
LTC1454L	12	2	±0.5	±4.5	14	Serial SPI	1.22V	Voltage	0V to 2.5V/Ext V _{REF}	2.7 to 5.5	1.35	Dual DAC, Separate Reference Inputs	I	DIP-16/SO-16	\$7.25
LTC1454	12	2	±0.5	±4.5	14	Serial SPI	2.048V	Voltage	0V to 4.096V/Ext V _{REF}	4.5 to 5.5	3.5	Dual DAC, Separate Reference Inputs	I	DIP-16/SO-16	\$6.60
LTC1448	12	2	±0.5	±5.5	14	Serial SPI	Ext	Voltage	0V to V _{REF}	2.7 to 5.5	1.35	Dual in SO-8, Single 3V or 5V Supply	I	DIP-8/SO-8	\$6.40
LTC1446L	12	2	±0.5	±5	14	Serial SPI	1.22V	Voltage	0V to 2.5V	2.7 to 5.5	1.95	Dual in SO-8, Single 3V Supply	I	DIP-8/SO-8	\$7.05
LTC1446	12	2	±0.5	±5	14	Serial SPI	2.048V	Voltage	0V to 4.096V	4.5 to 5.5	5	Dual in SO-8, Single Supply	I	DIP-8/SO-8	\$6.40
LTC2622	12	2	±0.5	±4	7	Serial SPI	Ext	Voltage	0V to V _{CC}	2.5 to 5.5	1.8	Pin Compatible Family 10,14,16-Bit and Ultralow Crosstalk	I	MSOP-8	\$2.80
LTC2627	12	2	±0.5	±4	7	I ² C	Ext	Voltage	0V to V _{CC}	2.7 to 5.5	1.8	Pin Compatible Family 14,16-Bit and Ultralow Crosstalk	I	DFN-12	\$3.08
LTC2627-1	12	2	±0.5	±4	7	I ² C	Ext	Voltage	0V to V _{CC}	2.7 to 5.5	1.8	Reset to Midscale	I	DFN-12	\$3.08
LTC1458L	12	4	±0.5	±4.5	14	Serial SPI	1.22V	Voltage	0V to 2.5V/Ext V _{REF}	2.7 to 5.5	2.4	Quad DAC, Separate Reference Inputs	I	SSOP-28/SO(W)-28	\$12.95
LTC1458	12	4	±0.5	±4.5	14	Serial SPI	2.048V	Voltage	0V to 4.096V/Ext V _{REF}	4.5 to 5.5	5.5	Quad DAC, Separate Reference Inputs	I	SSOP-28/SO(W)-28	\$11.75
LTC2624	12	4	±0.5	±4	7	Serial SPI	Ext	Voltage	0V to V _{CC}	2.5 to 5.5	3	Pin Compatible Family 14,16-Bit and Ultralow Crosstalk	I	SSOP-16	\$5.25
LTC2629	12	4	±0.5	±4	7	I ² C	Ext	Voltage	0V to V _{CC}	2.7 to 5.5	3	Pin Compatible Family 14,16-Bit and Ultralow Crosstalk	I	SSOP-16	\$5.25
LTC2629-1	12	4	±0.5	±4	7	I ² C	Ext	Voltage	0V to V _{CC}	2.7 to 5.5	3	Reset to Midscale	I	SSOP-16	\$5.25

† Primary Sort Column

DACs (ALL)

Part Number	† Bits	# DACs	DNL (LSB)	INL (LSB)	Settling Time (μs)	I/O	Int Ref	Output	Output Range	Supply (V)	Power (mW)	Comments	Ext. Temp.	Package-Pins	Price 1K Qty ⁽¹⁾
LTC2704-12	12	4	±1	±1	8	Serial SPI	Ext	Voltage	0V to 5V, 0V to 10V, ±5V, ±10V, ±2.5V, -2.5V to 7.5V	±4.5 to ±16.5	263	SoftSpan, Force/Sense Outputs, Readback	I	SSOP-44	\$19.95
LTC2620	12	8	±0.5	±4	7	Serial SPI	Ext	Voltage	0 to V _{CC}	2.5 to 5.5	6	Pin Compatible Family 8,10,14,16-Bit and Ultralow Crosstalk	I	SSOP-16	\$7.75
LTC2625	12	8	±0.5	±4	7	I ² C	Ext	Voltage	0 to V _{CC}	2.7 to 5.5	6	Pin Compatible Family 8,10,14,16-Bit and Ultralow Crosstalk	I	SSOP-16	\$8.14
LTC2625-1	12	8	±0.5	±4	7	I ² C	Ext	Voltage	0 to V _{CC}	2.7 to 5.5	6	Reset to Midscale	I	SSOP-16	\$8.14
LTC2630-10	10	1	±1	±1	4	Serial SPI	Int	Voltage	0V to 2.5V, 0V to 4.096V, 0V to V _{CC}	2.7 to 5.5	0.54	Internal 2.5V or 4.096V References, Reset to Zero-Scale or Mid-Scale Options, H Grade	I, H	SC70-6	\$1.24
LTC2640-10	10	1	±1	±1	4	Serial SPI	Int	Voltage	0V to 2.5V, 0V to 4.096V, 0V to V_{REF}	2.7 to 5.5	TBD	Internal 2.5V or 4.096V References Bonded Out, Reset to Zero-Scale or Midscale Options, H-Grade	I, H	TSOT-8	C.F.
LTC2631-10	10	1	±1	±1	4	I²C	Int	Voltage	0V to 2.5V, 0V to 4.096V, 0V to V_{REF}	2.7 to 5.5	0.54	Internal 2.5V or 4.096V References Bonded Out, Reset to Zero-Scale or Midscale Options, H-Grade	I, H	TSOT-8	C.F.
LTC1669	10	1	±0.75	±2.5	30	I ² C	2.5V	Voltage	0V to V _{CC}	2.7 to 5.5	0.375	2-Wire Interface, SOT-23	I	TSOT-5/MSOP-8	\$1.75
LTC1663	10	1	±0.75	±2.5	30	SMBus	2.5V	Voltage	0V to V _{CC}	2.7 to 5.5	0.375	2-Wire Interface, SOT-23	I	TSOT-5/MSOP-8	\$1.75
LTC1427-50	10	1	±0.9			SMBus/I ² C	Ext	Current	50μA sourcing	2.7 to 5.5	0.55	Ideal for Digital Voltage Adjustment on DC/DC Converters		SO-8	\$3.00
LTC1662	10	2	±0.75	±4	750	Serial SPI	Ext	Voltage	0V to V _{REF}	2.7 to 5.5	7.5μW	1.5μA per DAC, Dual	I	MSOP-8/DIP-8	\$2.65
LTC1661	10	2	±0.75	±2	30	Serial SPI	Ext	Voltage	0V to V _{REF}	2.7 to 5.5	0.29	Dual in MSOP	I	MSOP-8/DIP-8	\$1.65
LTC1664	10	4	±0.75	±2.5	19	Serial SPI	Ext	Voltage	0V to V _{REF}	2.7 to 5.5	1	Quad V _{OUT} , 60μA per DAC	I	SSOP-16/DIP-16	\$2.95
LTC1660	10	8	±0.75	±2.5	30	Serial SPI	Ext	Voltage	0V to V _{REF}	2.7 to 5.5	1	Pin Compatible Family 8,12,14,16-Bit and 60μA per DAC		SSOP-16/DIP-16	\$5.35
LTC2630-8	8	1	±1	±0.5	3.5	Serial SPI	Int	Voltage	0V to 2.5V, 0V to 4.096V, 0V to V _{CC}	2.7 to 5.5	0.54	Internal 2.5V or 4.096V References, Reset to Zero-Scale or Mid-Scale Options, H Grade	I, H	SC70-6	\$0.98
LTC2640-8	8	1	±1	±0.5	3.5	Serial SPI	Int	Voltage	0V to 2.5V, 0V to 4.096V, 0V to V_{REF}	2.7 to 5.5	TBD	Internal 2.5V or 4.096V References Bonded Out, Reset to Zero-Scale or Midscale Options, H-Grade	I, H	TSOT-8	C.F.
LTC2631-8	8	1	±1	±0.5	3.5	I²C	Int	Voltage	0V to 2.5V, 0V to 4.096V, 0V to V_{REF}	2.7 to 5.5	0.54	Internal 2.5V or 4.096V References Bonded Out, Reset to Zero-Scale or Midscale Options, H-Grade	I, H	TSOT-8	C.F.
LTC1428-50	8	1	±0.9			Pulse Mode	Ext	Current	50μA sinking	3 to 6.5	0.39	Ideal for Digital Voltage Adjustment on DC/DC Converters		SO-8	\$2.55
LTC1329-50	8	1	±0.9			Pulse Mode	Ext	Current	50μA sourcing	2.7 to 6.5	0.84	Ideal for Digital Voltage Adjustment on DC/DC Converters	I	SO-8	\$2.55
LTC1329-10	8	1	±0.9			Pulse Mode	Ext	Current	10μA sourcing	2.7 to 6.5	0.14	Ideal for Digital Voltage Adjustment on DC/DC Converters		SO-8	\$2.55
LTC1840	8	2	±0.9	±4		I ² C	Ext	Current	100μA sourcing	2.7 to 5.75	2.5	Ideal for Digital Voltage Adjustment on DC/DC Converters		SSOP-16	\$2.75
LTC1665	8	8	±0.5	±1	30	Serial SPI	Ext	Voltage	0V to V _{REF}	2.7 to 5.5	1	Pin Compatible Family 10,12,14,16-Bit and 60μA Per DAC	I	SSOP-16/DIP-16	\$3.00

† Primary Sort Column

Note:

1. C.F. - Contact Factory

HIGH SPEED DACs

Part Number	† Bits	Speed Msp/s	DNL (LSB)	INL (LSB)	Settling Time (μs)	SFDR (dB)	THD (dB)	Glitch Impulse (pVs)	I _{OUT} Full-scale (mA)	Supply (V)	Power (mW)	Comments	Ext. Temp.	Package-Pins	Price 1K Qty
LTC1668	16	50	±4	±8	20	78	-84	5	10	±5	180	Differential Current Output	I	SSOP-28	\$13.75
LTC1667	14	50	±1	±2	20	78	-84	5	10	±5	180	Differential Current Output	I	SSOP-28	\$10.80
LTC1666	12	50	±1	±1	20	76	-84	5	10	±5	180	Differential Current Output	I	SSOP-28	\$8.05

† Primary Sort Column

V_{OUT} DACs

Part Number	† Bits	# DACs	DNL (LSB)	INL (LSB)	Settling Time (μs)	I/O	Int Ref	Output Range	Supply (V)	Power (mW)	Comments	Ext. Temp.	Package-Pins	Price 1K Qty ⁽¹⁾
LTC2601	16	1	±1	±64	10	Serial SPI	Ext	0V to V _{CC}	2.5 to 5.5	0.9	Pin Compatible Family 12-Bit and 14-Bit	I	3×3 DFN-10	\$2.70
LTC2601-1	16	1	±1	±64	10	Serial SPI	Ext	0V to V _{CC}	2.5 to 5.5	0.9	Reset to Midscale	I	3×3 DFN-10	\$2.70
LTC2606	16	1	±1	±64	10	I ² C	Ext	0V to V _{CC}	2.7 to 5.5	0.8	Pin Compatible Family 12-Bit and 14-Bit	I	3×3 DFN-10	\$2.84
LTC2606-1	16	1	±1	±64	10	I ² C	Ext	0V to V _{CC}	2.7 to 5.5	0.8	Reset to Midscale	I	3×3 DFN-10	\$2.84

† Primary Sort Column

Amps, Refs, Filters, Comps

Power, Management

Data Conversion, DACs (ALL), HI SPEED, VOUT

Interface

High Frequency

Reference Material

V_{OUT} DACs

Amps, Refs,
Filters, Comps

Power
Management

Data
Conversion

Interface

High
Frequency

Reference
Material

Part Number	† Bits	# DACs	DNL (LSB)	INL (LSB)	Settling Time (μs)	I/O	Int Ref	Output Range	Supply (V)	Power (mW)	Comments	Ext. Temp.	Package-Pins	Price 1K Qty ⁽¹⁾
LTC1821	16	1	±1	±1	2	Parallel	Ext	0V to 10V, 0V to -10V, ±10V	5 and up to ±15	40	Fast Settling to 16-Bit Precision	I	SSOP-36	\$29.95
LTC1657L	16	1	±1	±12	20	Parallel	1.25V	0V to 2.048V	2.7 to 5.5		Single 3V, Rail-to-Rail V _{OUT}	I	SSOP-28/DIP-28	\$9.50
LTC1657	16	1	±1	±12	20	Parallel	2.048V	0V to 4.096V	4.5 to 5.5	3	Single 5V, Rail-to-Rail V _{OUT}	I	SSOP-28/DIP-28	\$8.60
LTC1655L	16	1	±1	±20	20	Serial SPI	1.25V	0V to 2.5V	2.7 to 5.5	1.6	SO-8 Package, 3V Single Supply	I	DIP-8/SO-8	\$8.80
LTC1655	16	1	±1	±20	20	Serial SPI	2.048V	0V to 4.096V	4.5 to 5.5	2.6	SO-8 Package, Single Supply	I	DIP-8/SO-8	\$7.95
LTC1650	16	1	±0.5	±8	4	Serial SPI	Ext	±5V	±5	50	Ultralow Noise, Deglitched	I	DIP-16/SO(W)-16	\$11.20
LTC2641-16	16	1	±1	±2	1	Serial SPI	Ext	0V to V _{REF}	2.7 to 5.5	0.36	Unbuffered Unipolar Output, Fast 1μs Settling, Low Glitch	I	3×3 DFN-8/MSOP-8	\$6.25
LTC2642-16	16	1	±1	±2	1	Serial SPI	Ext	±V _{REF}	2.7 to 5.5	0.36	Unbuffered Bipolar Output, Fast 1μs Settling, Low Glitch	I	3×3 DFN-10/MSOP-10	\$6.25
LTC2602	16	2	±1	±64	10	Serial SPI	Ext	0V to V _{CC}	2.5 to 5.5	1.8	Pin Compatible Family 10,12,14-Bit and Ultralow Crosstalk	I	MSOP-8/SO-8	\$4.75
LTC2607	16	2	±1	±64	10	I ² C	Ext	0V to V _{CC}	2.7 to 5.5	1.8	Pin Compatible Family 12,14-Bit and Ultralow Crosstalk	I	3×4 DFN-12	\$5.23
LTC2607-1	16	2	±1	±64	10	I ² C	Ext	0V to V _{CC}	2.7 to 5.5	1.8	Reset to Midscale	I	3×4 DFN-12	\$5.23
LTC2604	16	4	±1	±64	10	Serial SPI	Ext	0V to V _{CC}	2.5 to 5.5	3	Pin Compatible Family 12,14-Bit and Ultralow Crosstalk	I	SSOP-16	\$9.50
LTC2609	16	4	±1	±64	10	I ² C	Ext	0V to V _{CC}	2.7 to 5.5	3	Pin Compatible Family 12,14-Bit and Ultralow Crosstalk	I	SSOP-16	\$9.50
LTC2609-1	16	4	±1	±64	10	I ² C	Ext	0V to V _{CC}	2.7 to 5.5	3	Reset to Midscale	I	SSOP-16	\$9.50
LTC2704-16	16	4	±1	±2	10	Serial SPI	Ext	0V to 5V, 0V to 10V, ±5V, ±10V, ±2.5V, -2.5V to 7.5V	±4.5 to ±16.5	263	SoftSpan, Force/Sense Outputs, Readback	I	SSOP-44	\$29.95
LTC2600	16	8	±1	±64	10	Serial SPI	Ext	0V to V _{CC}	2.5 to 5.5	6	Pin Compatible Family 8,10,12,14-Bit and Ultralow Crosstalk	I	SSOP-16/4×5 QFN-20	\$14.00
LTC2605	16	8	±1	±64	10	I ² C	Ext	0V to V _{CC}	2.7 to 5.5	6	Pin Compatible Family 12,14-Bit and Ultralow Crosstalk	I	SSOP-16	\$14.70
LTC2605-1	16	8	±1	±64	10	I ² C	Ext	0V to V _{CC}	2.7 to 5.5	6	Reset to Midscale	I	SSOP-16	\$14.70
LTC2611	14	1	±1	±16	9	Serial SPI	Ext	0V to V _{CC}	2.5 to 5.5	0.9	Pin Compatible Family 12-Bit and 16-Bit	I	3×3 DFN-10	\$2.25
LTC2611-1	14	1	±1	±16	9	Serial SPI	Ext	0V to V _{CC}	2.5 to 5.5	0.9	Reset to Midscale	I	3×3 DFN-10	\$2.25
LTC2616	14	1	±1	±16	9	I ² C	Ext	0V to V _{CC}	2.7 to 5.5	0.8	Pin Compatible Family 12-Bit and 16-Bit	I	3×3 DFN-10	\$2.36
LTC2616-1	14	1	±1	±16	9	I ² C	Ext	0V to V _{CC}	2.7 to 5.5	0.8	Reset to Midscale	I	3×3 DFN-10	\$2.36
LTC1658	14	1	±1	±8	12	Serial SPI	Ext	0V to V _{REF}	2.7 to 5.5	3	Single Supply, MSOP	I	MSOP-8/SO-8	\$4.80
LTC2641-14	14	1	±1	±1	1	Serial SPI	Ext	0V to V _{REF}	2.7 to 5.5	0.36	Unbuffered Unipolar Output, Fast 1μs Settling, Low Glitch	I	3×3 DFN-8/MSOP-8	\$5.42
LTC2642-14	14	1	±1	±1	1	Serial SPI	Ext	±V _{REF}	2.7 to 5.5	0.36	Unbuffered Bipolar Output, Fast 1μs Settling, Low Glitch	I	3×3 DFN-10/MSOP-10	\$5.42
LTC1654	14	2	±1	±4	3	Serial SPI	Ext	0V to V _{CC}	2.7 to 5.5	6.5	Low Power per DAC	I	SSOP-16	\$8.95
LTC2612	14	2	±1	±16	9	Serial SPI	Ext	0V to V _{CC}	2.5 to 5.5	1.8	Pin Compatible Family 10,12,16-Bit and Ultralow Crosstalk	I	MSOP-8	\$3.45
LTC2617	14	2	±1	±16	9	I ² C	Ext	0V to V _{CC}	2.7 to 5.5	1.8	Pin Compatible Family 12,16-Bit and Ultralow Crosstalk	I	3×4 DFN-12	\$3.80
LTC2617-1	14	2	±1	±16	9	I ² C	Ext	0V to V _{CC}	2.7 to 5.5	1.8	Reset to Midscale	I	3×4 DFN-12	\$3.80
LTC2614	14	4	±1	±16	9	Serial SPI	Ext	0V to V _{CC}	2.5 to 5.5	3	Pin Compatible Family 12,16-Bit and Ultralow Crosstalk	I	SSOP-16	\$7.00
LTC2619	14	4	±1	±16	9	I ² C	Ext	0V to V _{CC}	2.7 to 5.5	3	Pin Compatible Family 12,16-Bit and Ultralow Crosstalk	I	SSOP-16	\$7.35
LTC2619-1	14	4	±1	±16	9	I ² C	Ext	0V to V _{CC}	2.7 to 5.5	3	Reset to Midscale	I	SSOP-16	\$7.35
LTC2704-14	14	4	±1	±1	9	Serial SPI	Ext	0V to 5V, 0V to 10V, ±5V, ±10V, ±2.5V, -2.5V to 7.5V	±4.5 to ±16.5	263	SoftSpan, Force/Sense Outputs, Readback	I	SSOP-44	\$24.95
LTC2610	14	8	±1	±16	9	Serial SPI	Ext	0V to V _{CC}	2.5 to 5.5	6	Pin Compatible Family 8,10,12,16-Bit and Ultralow Crosstalk	I	SSOP-16	\$11.05
LTC2615	14	8	±1	±16	9	I ² C	Ext	0V to V _{CC}	2.7 to 5.5	6	Pin Compatible Family 12,16-Bit and Ultralow Crosstalk	I	SSOP-16	\$11.60
LTC2615-1	14	8	±1	±16	9	I ² C	Ext	0V to V _{CC}	2.7 to 5.5	6	Reset to Midscale	I	SSOP-16	\$11.60
LTC2621	12	1	±0.5	±4	7	Serial SPI	Ext	0V to V _{CC}	2.5 to 5.5	0.9	Pin Compatible Family 14-Bit and 16-Bit	I	DFN-10	\$1.95
LTC2621-1	12	1	±0.5	±4	7	Serial SPI	Ext	0V to V _{CC}	2.5 to 5.5	0.9	Reset to Midscale	I	DFN-10	\$1.95
LTC2626	12	1	±0.5	±4	7	I ² C	Ext	0V to V _{CC}	2.7 to 5.5	0.8	Pin Compatible Family 14-Bit and 16-Bit	I	DFN-10	\$2.05
LTC2626-1	12	1	±0.5	±4	7	I ² C	Ext	0V to V _{CC}	2.7 to 5.5	0.8	Reset to Midscale	I	DFN-10	\$2.05
LTC2630A-12	12	1	±1	±1	4.5	Serial SPI	Int	0V to 2.5V, 0V to 4.096V, 0V to V _{CC}	2.7 to 5.5	0.54	Internal 2.5V or 4.096V Reference Options, Reset to Zero-Scale or Mid-Scale Options, H Grade	I, H	SC70-6	\$1.43
LTC2640A-12	12	1	±1	±1	4.5	Serial SPI	Int	0V to 2.5V, 0V to 4.096V, 0V to V_{REF}	2.7 to 5.5	0.54	Internal 2.5V or 4.096V References Bonded Out, Reset to Zero-Scale or Midscale Options, H-Grade	I, H	TSOT-8	C.F.
LTC2631A-12	12	1	±1	±1	4.5	I²C	Int	0V to 2.5V, 0V to 4.096V, 0V to V_{REF}	2.7 to 5.5	0.54	Internal 2.5V or 4.096V References Bonded Out, Reset to Zero-Scale or Midscale Options, H-Grade	I, H	TSOT-8	C.F.
LTC1456	12	1	±0.5	±4	14	Serial SPI	2.048V	0V to 4.096V	4.5 to 5.5	2.2	Clear Input	I	DIP-8/SO-8	\$4.50
LTC1453	12	1	±0.5	±4	14	Serial SPI	1.22V	0V to 2.5V	2.7 to 5.5	0.75	SO-8 Package, Single 3V Supply	I	DIP-8/SO-8	\$4.60
LTC1452	12	1	±0.5	±4	14	Serial SPI	Ext	0V to 2(V _{REF})	2.7 to 5.5	0.68	3V to 5V Operation, 225μA I _{CC}	I	DIP-8/SO-8	\$4.20
LTC1451	12	1	±0.5	±4	14	Serial SPI	2.048V	0V to 4.096V	4.5 to 5.5	2	SO-8 Package, Single Supply	I	DIP-8/SO-8	\$4.50
LTC1450L	12	1	±0.5	±4	14	Parallel	1.22V	0V to 2.5V/Ext V _{REF}	2.7 to 5.5	0.75	Single 3V, Rail-to-Rail V _{OUT}	I	SSOP-24/DIP-24	\$5.70

† Primary Sort Column

Part Number	† Bits	# DACs	DNL (LSB)	INL (LSB)	Settling Time (μs)	I/O	Int Ref	Output Range	Supply (V)	Power (mW)	Comments	Ext. Temp.	Package-Pins	Price 1K Qty ⁽¹⁾
LTC1450	12	1	±0.5	±4	14	Parallel	2.048V	0V to 4.096V/Ext V _{REF}	4.5 to 5.5	2	Single 5V, Rail-to-Rail V _{OUT}	I	SSOP-24/DIP-24	\$5.35
LTC1257	12	1	±0.5	±3.5	6	Serial SPI	2.048V	0V to 2.048V or up to 12V	4.5 to 15	1.75	0V to 12V Out with Ext. Reference	I	DIP-8/SO-8	\$4.40
LTC2641-12	12	1	±0.5	±0.5	1	Serial SPI	Ext	0V to V _{REF}	2.7 to 5.5	0.36	Unbuffered Unipolar Output, Fast 1μs Settling, Low Glitch	I	3×3 DFN-8/MSOP-8	\$2.95
LTC2642-12	12	1	±0.5	±0.5	1	Serial SPI	Ext	±V _{REF}	2.7 to 5.5	0.36	Unbuffered Bipolar Output, Fast 1μs Settling, Low Glitch	I	3×3 DFN-10/MSOP-10	\$2.95
LTC1454L	12	2	±0.5	±4.5	14	Serial SPI	1.22V	0V to 2.5V/Ext V _{REF}	2.7 to 5.5	1.35	Dual DAC, Separate Reference Inputs	I	DIP-16/SO-16	\$7.25
LTC1454	12	2	±0.5	±4.5	14	Serial SPI	2.048V	0V to 4.096V/Ext V _{REF}	4.5 to 5.5	3.5	Dual DAC, Separate Reference Inputs	I	DIP-16/SO-16	\$6.60
LTC1659	12	1	±0.5	±5.5	14	Serial SPI	Ext	0V to V _{REF}	2.7 to 5.5	0.72	Single Supply, MSOP	I	MSOP-8/SO-8	\$4.45
LTC1446L	12	2	±0.5	±5	14	Serial SPI	1.22V	0V to 2.5V	2.7 to 5.5	1.95	Dual in SO-8, Single 3V Supply	I	DIP-8/SO-8	\$7.05
LTC1446	12	2	±0.5	±5	14	Serial SPI	2.048V	0V to 4.096V	4.5 to 5.5	5	Dual in SO-8, Single Supply	I	DIP-8/SO-8	\$6.40
LTC2622	12	2	±0.5	±4	7	Serial SPI	Ext	0V to V _{CC}	2.5 to 5.5	1.8	Pin Compatible Family 10,14,16-Bit and Ultralow Crosstalk	I	MSOP-8/DIP-8	\$2.80
LTC2627	12	2	±0.5	±4	7	I ² C	Ext	0V to V _{CC}	2.7 to 5.5	1.8	Pin Compatible Family 12,16-Bit and Ultralow Crosstalk	I	3×4 DFN-12	\$3.08
LTC2627-1	12	2	±0.5	±4	7	I ² C	Ext	0V to V _{CC}	2.7 to 5.5	1.8	Reset to Midscale	I	3×4 DFN-12	\$3.08
LTC2624	12	4	±0.5	±4	7	Serial SPI	Ext	0V to V _{CC}	2.5 to 5.5	3	Pin Compatible Family 14,16-Bit and Ultralow Crosstalk	I	SSOP-16	\$5.25
LTC2629	12	4	±0.5	±4	7	I ² C	Ext	0V to V _{CC}	2.7 to 5.5	3	Pin Compatible Family 14,16-Bit and Ultralow Crosstalk	I	SSOP-16	\$5.25
LTC2629-1	12	4	±0.5	±4	7	I ² C	Ext	0V to V _{CC}	2.7 to 5.5	3	Reset to Midscale	I	SSOP-16	\$5.25
LTC2704-12	12	4	±1	±1	8	Serial SPI	Ext	0V to 5V, 0V to 10V, ±5V, ±10V, ±2.5V, -2.5V to 7.5V	±4.5 to ±16.5	263	SoftSpan, Force/Sense Outputs, Readback	I	SSOP-44	\$19.95
LTC1458L	12	4	±0.5	±4.5	14	Serial SPI	1.22V	0V to 2.5V/Ext V _{REF}	2.7 to 5.5	2.4	Quad DAC, Separate Reference Inputs	I	SSOP-28/SO(W)-28	\$12.95
LTC1458	12	4	±0.5	±4.5	14	Serial SPI	2.048V	0V to 4.096V/Ext V _{REF}	4.5 to 5.5	5.5	Quad DAC, Separate Reference Inputs	I	SSOP-28/SO(W)-28	\$11.75
LTC2620	12	8	±0.5	±4	7	Serial SPI	Ext	0V to V _{CC}	2.5 to 5.5	6	Pin Compatible Family 8,10,14,16-Bit and Ultralow Crosstalk	I	SSOP-16	\$7.75
LTC2625	12	8	±0.5	±4	7	I ² C	Ext	0V to V _{CC}	2.7 to 5.5	6	Pin Compatible Family 14,16-Bit and Ultralow Crosstalk	I	SSOP-16	\$8.14
LTC2625-1	12	8	±0.5	±4	7	I ² C	Ext	0V to V _{CC}	2.7 to 5.5	6	Reset to Midscale	I	SSOP-16	\$8.14
LTC2630-10	10	1	±1	±1	4	Serial SPI	Int	0V to 2.5V, 0V to 4.096V, 0V to V _{CC}	2.7 to 5.5	0.54	Internal 2.5V or 4.096V Reference Options, Reset to Zero-Scale or Midscale Options, H-Grade	I, H	SC70-6	\$1.24
LTC2640-10	10	1	±1	±1	4	Serial SPI	Int	0V to 2.5V, 0V to 4.096V, 0V to V _{REF}	2.7 to 5.5	0.54	Internal 2.5V or 4.096V References Bonded Out, Reset to Zero-Scale or Midscale Options, H-Grade	I, H	TSOT-8	C.F.
LTC2631-10	10	1	±1	±1	4	I ² C	Int	0V to 2.5V, 0V to 4.096V, 0V to V _{REF}	2.7 to 5.5	0.54	Internal 2.5V or 4.096V References Bonded Out, Reset to Zero-Scale or Midscale Options, H-Grade	I, H	TSOT-8	C.F.
LTC1669	10	1	±0.75	±2.5	30	Serial I ² C	2.5V	0V to V _{CC}	2.7 to 5.5	0.375	2-Wire Interface, SOT-23	I	TSOT-8/MSOP-8	\$1.75
LTC1663	10	1	±0.75	±2.5	30	Serial SMBus	2.5V	0V to V _{CC}	2.7 to 5.5	0.375	2-Wire Interface, SOT-23	I	TSOT-8/MSOP-8	\$1.75
LTC1662	10	2	±0.75	±4	750	Serial SPI	Ext	0V to V _{REF}	2.7 to 5.5	7.5μW	1.5μA per DAC, Dual	I	MSOP-8/DIP-8	\$2.65
LTC1661	10	2	±0.75	±2	30	Serial SPI	Ext	0V to V _{REF}	2.7 to 5.5	0.29	Dual in MSOP	I	MSOP-8/DIP-8	\$1.65
LTC1664	10	4	±0.75	±2.5	19	Serial SPI	Ext	0V to V _{REF}	2.7 to 5.5	1	Quad V _{OUT} , 60μA per DAC	I	SSOP-16/DIP-16	\$2.95
LTC1660	10	8	±0.75	±2.5	30	Serial SPI	Ext	0V to V _{REF}	2.7 to 5.5	1	Pin Compatible Family 8,12,14,16-Bit and 60μA per DAC	I	SSOP-16/DIP-16	\$5.35
LTC2630-8	8	1	±1	±0.5	3.5	Serial SPI	Int	0V to 2.5V, 0V to 4.096V, 0V to V _{CC}	2.7 to 5.5	0.54	Internal 2.5V or 4.096V Reference Options, Reset to Zero-Scale or Midscale Options, H-Grade	I, H	SC70-6	\$0.98
LTC2640-8	8	1	±1	±0.5	4	Serial SPI	Int	0V to 2.5V, 0V to 4.096V, 0V to V _{REF}	2.7 to 5.5	0.54	Internal 2.5V or 4.096V References Bonded Out, Reset to Zero-Scale or Midscale Options, H-Grade	I, H	TSOT-8	C.F.
LTC2631-8	8	1	±1	±0.5	3.5	I ² C	Int	0V to 2.5V, 0V to 4.096V, 0V to V _{CC}	2.7 to 5.5	0.54	Internal 2.5V or 4.096V Reference Options, Reset to Zero-Scale or Midscale Options, H-Grade	I, H	TSOT-8	C.F.
LTC1665	8	8	±0.5	±1	30	Serial SPI	Ext	0V to V _{REF}	2.7 to 5.5	1	Pin Compatible Family 10,12,14,16-Bit and 60μA per DAC	I	SSOP-16/DIP-16	\$3.00

† Primary Sort Column

Note: 1. C.F. = Contact Factory

Amps, Refs, Filters, Comps

Power Management

Data Conversion

Interface

High Frequency

Reference Material

CURRENT OUTPUT DACs

Part Number	† Bits	# DACs	DNL (LSB)	INL (LSB)	Settling Time (µs)	I/O	Int Ref	Output Range	Supply (V)	Power (µW)	Comments	Ext. Temp.	Package-Pins	Price 1K Qty
LTC1599	16	1	±1	±1	1	Parallel	Ext	0V to 10V, 0V to -10V, ±10V	5	55	Byte Wide Input, On-Chip Resistors for 4-Quadrant Multiplication	I	SSOP-24	\$15.90
LTC1597	16	1	±1	±1	1	Parallel	Ext	0V to 10V, 0V to -10V, ±10V	5	55	On-Chip Resistors, LTC1597-1 Resets to Midscale	I	SSOP-28/DIP-28	\$15.90
LTC1596	16	1	±1	±1	1	Serial SPI	Ext	0V to V _{REF}	5	55	LTC1596-1 Resets to Midscale, 8143 Pinout	I	DIP-16/SO(W)-16	\$12.75
LTC1595	16	1	±1	±1	1	Serial SPI	Ext	0V to V _{REF}	5	55	SO-8, Multiplying, 8043 Pinout	I	DIP-8/SO-8	\$12.25
LTC1592	16	1	±1	±1	2	Serial SPI	Ext	0V to 5V, 0V to 10V, ±5V, ±10V, ±2.5V, 2.5V to 7.5V	5	55	Software-Selectable Output Ranges without External Resistors or Switches	I	SSOP-16	\$13.95
LTC2751-16	16	1	±1	±1	2	Parallel	Ext	0V to 5V, 0V to 10V, ±5V, ±10V, ±2.5V, 2.5V to 7.5V	2.7 to 5.5	2.5	Extremely Low Power, SoftSpan, Data and Span Readback, Low 1nV-s Glitch Impulse	I	5×7 QFN-38	\$8.50
LTC2753-16	16	2	±1	±1	2	Parallel	Ext	0V to 5V, 0V to 10V, ±5V, ±10V, ±2.5V, 2.5V to 7.5V	2.7 to 5.5	2.5	Extremely Low Power, SoftSpan, Data and Span Readback, Low 1nV-s Glitch Impulse	I	7×7 QFN-48	\$11.90
LTC2755-16	16	4	±1	±1	2	Parallel	Ext	0V to 5V, 0V to 10V, ±5V, ±10V, ±2.5V, 2.5V to 7.5V	2.7 to 5.5	2.5	Extremely Low Power, SoftSpan, Data and Span Readback, Low 1nV-s Glitch Impulse	I	9×9 QFN-64	\$17.85
LTC1591	14	1	±1	±1	1	Parallel	Ext	0V to 10V, 0V to -10V, ±10V	5	55	On-Chip Resistors, LTC1591-1 Resets to Midscale, LTC1597 Pinout	I	SSOP-28/DIP-28	\$8.95
LTC1589	14	1	±1	±1	2	Serial SPI	Ext	0V to 5V, 0V to 10V, ±5V, ±10V, ±2.5V, 2.5V to 7.5V	5	55	Software-Selectable Output Ranges without External Resistors or Switches	I	SSOP-16	\$9.95
LTC2751-14	14	1	±1	±1	2	Parallel	Ext	0V to 5V, 0V to 10V, ±5V, ±10V, ±2.5V, 2.5V to 7.5V	2.7 to 5.5	2.5	Extremely Low Power, SoftSpan, Data and Span Readback, Low 1nV-s Glitch Impulse	I	5×7 QFN-38	\$6.50
LTC2753-14	14	2	±1	±1	2	Parallel	Ext	0V to 5V, 0V to 10V, ±5V, ±10V, ±2.5V, 2.5V to 7.5V	2.7 to 5.5	2.5	Extremely Low Power, SoftSpan, Data and Span Readback, Low 1nV-s Glitch Impulse	I	7×7 QFN-48	\$9.10
LTC2755-14	14	4	±1	±1	2	Parallel	Ext	0V to 5V, 0V to 10V, ±5V, ±10V, ±2.5V, 2.5V to 7.5V	2.7 to 5.5	2.5	Extremely Low Power, SoftSpan, Data and Span Readback, Low 1nV-s Glitch Impulse	I	9×9 QFN-64	\$12.65
LTC2751-12	12	1	±1	±1	2	Parallel	Ext	0V to 5V, 0V to 10V, ±5V, ±10V, ±2.5V, 2.5V to 7.5V	2.7 to 5.5	2.5	Extremely Low Power, SoftSpan, Data and Span Readback, Low 1nV-s Glitch Impulse	I	5×7 QFN-38	\$4.95
LTC2753-12	12	2	±1	±1	2	Parallel	Ext	0V to 5V, 0V to 10V, ±5V, ±10V, ±2.5V, 2.5V to 7.5V	2.7 to 5.5	2.5	Extremely Low Power, SoftSpan, Data and Span Readback, Low 1nV-s Glitch Impulse	I	7×7 QFN-48	\$5.95
LTC2755-12	12	4	±1	±1	2	Parallel	Ext	0V to 5V, 0V to 10V, ±5V, ±10V, ±2.5V, 2.5V to 7.5V	2.7 to 5.5	2.5	Extremely Low Power, SoftSpan, Data and Span Readback, Low 1nV-s Glitch Impulse	I	9×9 QFN-64	\$7.15
LTC8143	12	1	±0.5	±0.5	0.25	Serial	Ext	0V to V _{REF}	5	0.55mW	Upgrade to 16-Bit with LTC1596, Multiplying	I	DIP/SO(W)-16	\$6.90
LTC8043	12	1	±0.5	±0.5	0.25	Serial	Ext	0V to V _{REF}	5	2.5mW	Upgrade to 16-Bit with LTC1595, Multiplying	I	DIP-8/SO-8	\$4.80
LTC7545A	12	1	±0.5	±0.5	1	Parallel	Ext	0V to V _{REF}	5	0.55mW	Microprocessor Compatible I/O, Multiplying	I	DIP-20/SO(W)-20	\$3.80
LTC7543	12	1	±0.5	±0.5	0.25	Serial	Ext	0V to V _{REF}	5	0.55mW	Multiplying	I	DIP-16/SO(W)-16	\$6.70
LTC7541A	12	1	±0.5	±0.5	0.6	Parallel	Ext	0V to V _{REF}	5	0.55mW	Multiplying	I	DIP-18/SO(W)-18	\$3.65
LTC1588	12	1	±1	±1	2	Serial SPI	Ext	0V to 5V, 0V to 10V, ±5V, ±10V, ±2.5V, 2.5V to 7.5V	5	55	Software-Selectable Output Ranges without External Resistors or Switches	I	SSOP-16	\$5.95
LTC1590	12	2	±0.5	±0.5	1.5	Serial SPI	Ext	0V to V _{REF}	5	55	Dual, Multiplying, 0.5LSB Over Temp.	I	DIP-16/SO-16	\$6.25

† Primary Sort Column

SPECIAL FUNCTION DACs

Part Number	† Bits	# DACs	DNL (LSB)	I/O	Int Ref	Output Range	Supply (V)	Power (mW)	Comments	Ext. Temp.	Package-Pins	Price 1K Qty
LTC1427-50	10	1	±0.9	SMBus/I ² C	Ext	50µA sourcing	2.7 to 5.5	0.55	Ideal For Digital Voltage Adjustment on DC/DC Converters		SO-8	\$3.00
LTC1428-50	8	1	±0.9	Pulse Mode	Ext	50µA sourcing	3 to 6.5	0.12	Ideal For Digital Voltage Adjustment on DC/DC Converters		SO-8	\$2.55
LTC1329-50	8	1	±0.9	Pulse Mode	Ext	50µA sourcing	2.7 to 6.5	0.84	Ideal For Digital Voltage Adjustment on DC/DC Converters	I	SO-8	\$2.55
LTC1329-10	8	1	±0.9	Pulse Mode	Ext	10µA sourcing	2.7 to 6.5	0.14	Ideal For Digital Voltage Adjustment on DC/DC Converters		SO-8	\$2.55
LTC1840	8	2	±0.9	SMBus/I ² C	Int	100µA sourcing	2.7 to 5.5	1.2	Fan Speed Controller with Two Tach Inputs and Four General Purpose I/O	I	SSOP-16	\$2.75

† Primary Sort Column

Part Number	Description	Integrated Components					Output	Supply Voltage (V)	Power (Typ) (W)	Package	Price 1K Qty
		ADC	ADC Driver	Passive Filter	IF Range	Gain Options (dB)					
LTM9001	16-/14-Bit IF Baseband Receiver Subsystem	16-Bit or 14-Bit, to 130Msps	✓	✓	To 300MHz	8, 14, 20 or 26	LVDS or CMOS	3.3	1.65	11.25x11.25x2.32 LGA	\$82.00

MUXes AND SWITCHES

Part Number	† # Channels	R _{ON} (ohms)	Turn-On-Time (ns)	Supply Voltage (V)	Digital I/O	Features	Ext. Temp.	Package-Pins	Price 1K Qty
LTC1380	8	35	850	3 to ±5	SMBus/I ² C	Precision Low Power, Break-Before-Make, SMBus/I ² C 2-Wire Interface	I	S0-16/SSOP-16	\$2.95
LTC1390	8	45	260	3 to ±5	Serial, Bidirectional	Precision Low Power, Break-Before-Make, Bidirectional Serial Interface	I	DIP-16/SO-16	\$2.30
LTC1391	8	45	260	3 to ±5	Serial, SPI	Precision Low Power, Break-Before-Make, 3-Wire Serial SPI Interface	I	DIP-16/SSOP-16/SO-16	\$2.30
LTC1393	4 (differential)	70	850	3 to ±5	SMBus/I ² C	Precision Low Power, Break-Before-Make, SMBus/I ² C 2-Wire Interface	I	SSOP-16/SO-16	\$2.95
LTC201A	4	125	400	5 to ±15	Parallel	Low Power, Low Charge Injection, 5nA Leakage, DG201-Pin Compatible		DIP-16/SO-16	\$2.30
LTC202	4	125	400	5 to ±15	Parallel	Low Power, Low Charge Injection, 5nA Leakage, DG202-Pin Compatible		DIP-16/SO-16	\$2.00
LTC203	4	125	400	5 to ±15	Parallel	Low Power, Low Charge Injection, 5nA Leakage		DIP-16/SO-16	\$2.40
LTC221	4	90	400	5 to ±15	Parallel, Latched	Low Power, Low Charge Injection, 5nA Leakage, DG221-Pin Compatible		DIP-16/SO-16	\$2.45

† Primary Sort Column

Amps, Refs, Filters, Comps

Power Management

Data Conversion
MODULES, MUXes

Interface

High Frequency

Reference Material

- Amps, Refs, Filters, Comps
- Power Management
- Data Conversion
- Interface**
- High Frequency
- Reference Material

Interface

RS232/RS562
Page 129

RS422/RS485
Page 130

SIM Interface
Page 131

CAN

Multiprotocol
Page 131

Multiprotocol Kits
Page 132

I²C/SMBus Bus Buffers
Page 132

RS232, EIA-530, EIA-530A, RS449, V.35, V.36 or x.21 RS485, RS422

Part Number	† # Dr	# Rec	Supply (V)	Max Data Rate ⁽¹⁾ (kbps)	Additional Supply	Typical Power (mW)	SHDN	# Rec Alive SHDN	Driver Disable	ESD (kV)	Charge Pump Caps	L (μH)	RS232 or RS562	Ext. Temp.	Package	Pins	Price 1K Qty
LTC2801	1	1	1.8 to 5	250		4.1	yes		yes	10	1 × 220nF, 2 × 1μF	10	RS232	I	4×3 DFN	12	\$1.60
LTC2802	1	1	1.8 to 5	1000		4.1	yes		yes	10	1 × 220nF, 2 × 1μF	10	RS232	I	4×3 DFN	12	\$1.65
LTC1385	2	2	3	250		0.66	yes		yes	10	4 × 0.1μF		RS562	I	SSOP/SO(W), DIP	20/18	\$3.40
LTC1386	2	2	3	250		0.66				10	4 × 0.1μF		RS562	I	SO	16	\$2.95
LTC1382	2	2	5	250		1.1	yes			10	4 × 0.1μF		RS232	I	SO(W)/DIP	18	\$3.40
LTC1383	2	2	5	250		1.1				10	4 × 0.1μF		RS232	I	SO/DIP	16	\$2.95
LTC1384	2	2	5	250		1.1	yes	2		10	4 × 0.1μF		RS232	I	SSOP/SO(W)/DIP	20/18	\$3.40
LT1280A	2	2	5	250		40	yes			10	4 × 0.1μF		RS232	I	SO(W)/DIP	18	\$2.65
LT1281A	2	2	5	250		40				10	4 × 0.1μF		RS232	I	SO(W)/DIP	16	\$2.65
LT1381	2	2	5	250		40				10	4 × 0.1μF		RS232	I	SO	16	\$1.90
LT1780	2	2	5	250		40	yes			15	4 × 0.1μF		RS232	I	SO(W)/DIP	18	\$2.75
LT1781	2	2	5	250		40				15	4 × 0.1μF		RS232	I	SO/SO(W)/DIP	16	\$2.75
LT1180A	2	2	5	250		45	yes			10	4 × 0.1μF		RS232	I	SO(W)/DIP	18	\$2.40
LT1181A	2	2	5	250		45				10	4 × 0.1μF		RS232	I	SO(W)/DIP	16	\$2.40
LTC2803	2	2	1.8 to 5	250		4.1	yes		yes	10	1 × 220nF, 2 × 1μF	10	RS232	I	5×3 DFN	16	\$1.90
LTC2803-1	2	2	1.8 to 5	250		4.1	yes			10	1 × 220nF, 2 × 1μF	10	RS232	I	SSOP	16	\$1.90
LTC2804	2	2	1.8 to 5	1000		4.1	yes		yes	10	1 × 220nF, 2 × 1μF	10	RS232	I	5×3 DFN	16	\$1.95
LTC2804-1	2	2	1.8 to 5	1000		4.1	yes			10	1 × 220nF, 2 × 1μF	10	RS232	I	SSOP	16	\$1.95
LT1039A	3	3	5	250	±12V	40	yes			15	none		RS232	I	SO(W)/DIP	18, 16	\$2.70
LTC1327	3	5	3	250		1.5	yes			10	4 × 0.1μF		RS562	I	SSOP/SO(W)/DIP	28	\$4.60
LTC1348	3	5	3	250		1.5	yes	5		10	5 × 0.1μF		RS232	I	SSOP/SO(W)	28	\$4.40
LTC1350	3	5	3	250		1.5	yes	2		10	4 × 0.1μF		RS562	I	SSOP/SO(W)/DIP	28	\$4.60
LTC1337	3	5	5	250		1.5	yes	1		10	4 × 0.1μF		RS232	I	SSOP/SO(W)/DIP	28	\$4.60
LTC1347	3	5	5	250		1.5	yes	5		10	4 × 0.1μF		RS232	I	SSOP/SO(W)/DIP	28	\$4.60
LTC1349	3	5	5	250		1.5	yes	2		10	4 × 0.1μF		RS232	I	SSOP/SO(W)/DIP	28	\$4.60
LT1237	3	5	5	250		30	yes	1	yes	15	1 × 1.0μF, 5 × 0.1μF		RS232	I	SSOP/SO(W)/DIP	28	\$3.90
LT1330	3	5	5	250	3V	30	yes	1	yes	10	1 × 1.0μF, 5 × 0.1μF		RS232	I	SSOP/SO(W)/DIP	28	\$3.90
LT1137A	3	5	5	250		60	yes		yes	15	6 × 0.1μF		RS232	I	SSOP/SO(W)/DIP	28	\$3.70
LT1341	3	5	5	250		60	yes	1	yes	10	6 × 0.1μF		RS232	I	SSOP/SO(W)/DIP	28	\$3.90
LT1342	3	5	5	250	3V	60	yes			10	6 × 0.1μF		RS232	I	SSOP/SO(W)/DIP	28	\$3.75
LT1537	3	5	5	250		60	yes		yes	2	6 × 0.1μF		RS232	I	SSOP/SO(W)	28	\$2.80
LT1133A	3	5	5	250		125				15	6 × 0.1μF		RS232	I	SO(W)/DIP	24	\$3.90
LT1141A	3	5	5	250	±12V	195			yes	10	none		RS232	I	SO(W)/DIP	24	\$3.20
LT1331	3	5	3	250	3V	42	yes	1	yes	10	6 × 0.1μF		RS562/ RS232	I	SSOP/SO(W)/DIP	28	\$3.90
LT1032	4	0	±6	250		12	yes			2	none		RS232	I	SO/DIP	14	\$2.45
LT1134A	4	4	5	250		125	yes			10	6 × 0.1μF		RS232	I	SO(W)/DIP	24	\$3.90
LT1139A	4	4	5	250	12V	195	yes			10	3 × 0.1μF		RS232	I	SO(W)/DIP	24	\$3.90
LT1136A	4	5	5	250		125	yes		yes	10	6 × 0.1μF		RS232	I	SO(W)/DIP	28	\$3.20
LTC1338	5	3	5	250		7.5	yes		yes	10	4 × 0.1μF		RS232	I	SSOP/SO(W)/DIP	28	\$5.05
LT1132A	5	3	5	250		125				10	6 × 0.1μF		RS232	I	SO(W)/DIP	24	\$3.90
LT1138A	5	3	5	250		125	yes		yes	10	6 × 0.1μF		RS232	I	SSOP/SO(W)/DIP	28	\$3.80
LT1135A	5	3	5	250	±12V	195				10	none		RS232	I	SO(W)/DIP	20	\$3.70
LT1140A	5	3	5	250	±12V	195	yes		yes	10	none		RS232	I	SO(W)/DIP	24	\$3.20
LT1131A	5	4	5	250		125	yes		yes	10	6 × 0.1μF		RS232	I	SO(W)/DIP	28	\$3.90
LT1130A	5	5	5	250		125				10	6 × 0.1μF		RS232	I	SO(W)/DIP	28	\$3.90

† Primary Sort Column

Note:

1. Data rate depends on load conditions

Amps, Refs,
Filters, CompPower
ManagementData
ConversionRS232/RS562
InterfaceHigh
FrequencyReference
Material

Amps, Refs, Filters, Comps
 Power Management
 Data Conversion
 Interface
 High Frequency
 Reference Material

Part Number	† # Dr	# Rec	Supply (V)	†† Max Data Rate	Max I _{CC} (mA)	SHDN	Industry Standard	ESD (kV)	Comments	Ext. Temp.	Package	Price 1K Qty
Half-Duplex												
LTC1685	1	1	5	52M	12		75176	4	High-Speed, Failsafe	I	SO-8	\$2.95
LTC2850	1	1	3.3	20M	900µA	yes	75176	15	High-Speed, Failsafe	I, H	SO-8/MSOP-8/3×3 DFN-8	\$1.45
LTC2854	1	1	3.3	20M	900µA	yes		25	Integrated Switchable Termination	I, H	3×3 DFN-10	\$1.55
LTC2859	1	1	5	20M	900µA	yes		15	Integrated Switchable Termination, Driver Slew Rate Control	I	3×3 DFN-10	\$1.55
LTC2856-1*	1	1	5	20M	900µA	yes	75176	15	Failsafe, Hot Swappable	I, H	MSOP-8/3×3 DFN-8	\$1.45
LTC1485	1	1	5	10M	3.5		75176	10		I	SO-8/DIP-8	\$1.60
LTC1484	1	1	5	4M	900µA	yes	75176	15	Failsafe, Shutdown	I	MSOP-8/SO-8/DIP-8	\$1.65
LTC1482	1	1	5	4M	700µA	yes		15	Carrier Detect, Failsafe, Shutdown	I	MSOP-8/SO-8/DIP-8	\$1.95
LTC1480	1	1	3.3	2.5M	500µA	yes	75176	10	3.3V Operation	I	SO-8/DIP-8	\$2.55
LTC485	1	1	5	2.5M	500µA		75176	4		I	SO-8/DIP-8	\$1.30
LTC1481	1	1	5	2.5M	500µA	yes	75176	10	Low Power Shutdown Mode	I	SO-8/DIP-8	\$1.45
LTC1487	1	1	5	250k	200µA	yes	75176	10	Low EMI, 256 Nodes, Shutdown		SO-8/DIP-8	\$1.45
LTC2856-2*	1	1	5	250k	900µA	yes	75176	15	Slew Rate Limited, Failsafe, Hot Swappable	I, H	MSOP-8/3×3 DFN-8	\$1.45
LT1785	1	1	5	250k	9	yes	75176	15	±60V Fault-Protected, Failsafe, Low EMI	I	SO-8/DIP-8	\$1.95
LTC1483	1	1	5	150k	500µA	yes	75176	10	Low EMI, Shutdown	I	SO-8/DIP-8	\$1.45
Full-Duplex												
LTC1687	1	1	5	52M	12		75ALS180	4	High-Speed, Failsafe	I	SO-14	\$4.20
LTC1686	1	1	5	52M	12		75179	4	High-Speed, Failsafe	I	SO-8	\$4.20
LTC2851	1	1	3.3	20M	900µA		75179	15	High-Speed, Failsafe, No RCVR/DRVR Enable Pins	I, H	SO-8/MSOP-8/3×3 DFN-8	\$1.55
LTC2852	1	1	3.3	20M	900µA	yes	75ALS180	15	High-Speed, Failsafe	I, H	SO-14/MSOP-10/3×3 DFN-10	\$1.55
LTC2855	1	1	3.3	20M	900µA	yes		15	Integrated Switchable Termination	I, H	4×3 DFN-12/SSOP-16	\$1.70
LTC2861	1	1	5	20M	900µA	yes		15	Integrated Switchable Termination, Drvr Slew Rate Control	I	4×3 DFN-12/SSOP-16	\$1.70
LTC2857-1*	1	1	5	20M	900µA		75719	15	Failsafe, Hot Swappable	I, H	MSOP-8/3×3 DFN-8	\$1.55
LTC2858-1	1	1	5	20M	900µA	yes		15	Failsafe, Hot Swappable	I, H	MSOP-10/3×3 DFN-10	\$1.55
LTC1690	1	1	5	5M	600µA	yes	75179	15	Failsafe	I	MSOP-8/SO-8	\$1.65
LTC491	1	1	5	2.5M	500µA		75ALS180	10		I	SO-14/DIP-14	\$2.65
LTC490	1	1	5	2.5M	500µA		75179	10		I	SO-8/DIP-8	\$2.40
LTC1535	1	1	5	350k	13			8	2500V Isolation	I	SO(W)-28	\$5.35
LTC2857-2*	1	1	5	250k	900µA		75179	15	Slew Rate Limited, Failsafe, Hot Swappable	I, H	MSOP-8/3×3 DFN-8	\$1.55
LTC2858-2	1	1	5	250k	900µA	yes		15	Slew Rate Limited, Failsafe, Hot Swappable	I, H	MSOP-10/3×3 DFN-10	\$1.55
LT1791	1	1	5	250k	9	yes	75ALS180	15	±60V Fault-Protected, Failsafe	I	SO-14/DIP-14	\$2.15
Quad Drivers and Receivers												
LTC1689	4	0	5	100M	18		75174	4	High-Speed, Hot Swap Capable	I	SO-16	\$4.95
LTC1688	4	0	5	100M	18		75172	4	High-Speed, Hot Swap Capable	I	SO-16	\$4.95
LTC487	4	0	5	10M	150µA		75174	4		I	SO(W)-16/DIP-16	\$3.55
LTC486	4	0	5	10M	150µA		75172	4		I	SO(W)-16/DIP-16	\$3.55
LTC1519	0	4	5	52M	20		75175	4	High-Speed	I	SO-16	\$5.35
LTC1518	0	4	5	52M	20		75173	4	High-Speed	I	SO-16	\$5.35
LTC1520	0	4	5	50M	20			4	High-Speed, LVDS-Compatible	I	SO-16	\$5.35
LTC489	0	4	5	10M	10		75175	10		I	SO(W)-16/DIP-16	\$3.55
LTC488	0	4	5	10M	10		75173	10		I	SO(W)-16/DIP-16	\$3.55
Controller Area Network (CAN)												
LT1796	1	1	5	125k	7	yes	82C250	15	±60V Fault Protected, Half-Duplex	I	SO-8	\$1.50

† Primary Sort Column
 †† Secondary Sort Column

* Proprietary Packages with Industry Standard Pinout



Part Number	V _{IN} (V)	V _{OUT} (V)	Max I _{OUT} (mA)	Ext. Temp.	Package	Comment	Price 1K Qty
LTC1555/6	2.7 to 10	5	20	I	SSOP-16/20	I ₀ =60μA, 650kHz, SIM Power Supply and Level Translator	\$2.00
LTC1555L	2.6 to 6.6	3/5	20	E	SSOP-16	I ₀ =40μA, SIM Power Supply and Level Translator	\$2.00
LTC1555L-1.8	2.6 to 6.6	1.8/3/5	20	E	SSOP-16	I ₀ =32μA, SIM Power Supply and Level Translator	\$2.00
LTC1556	2.7 to 10	5	20	I	SSOP- 20	I ₀ =60μA, 650kHz, SIM Power Supply and Level Translator, Aux 4.3V LDO	\$3.35
LTC1755	2.7 to 6	3/5	60	E	SSOP-24	I ₀ =60μA, Dual Smart Card Interface, Additional Cards Can Be Paralleled	\$2.55
LTC1756	2.7 to 6	3/5	60	E	SSOP-16	I ₀ =60μA, Single Smart Card Interface, Additional Cards Can Be Paralleled	\$2.30
LTC1955	2.7 to 5.5	1.8/3.0/5.0	50	E	5x5 QFN-32	I ₀ =250μA, Dual Smart Card Interface with Serial Control	\$2.45
LTC4555	3.0 to 6.0	1.8/3.0	50	E	3x3 QFN-16	I ₀ =20μA, SIM Power Supply and Level Translator	\$1.75
LTC4556	2.7 to 5.5	1.8/3.0/5.0	60	E	4x4 QFN-24	I ₀ =250μA, Smart Card Interface with Serial Control	\$1.85
LTC4557	2.7 to 5.5	1.8/3.0	50	E	3x3 QFN-16	I ₀ =100μA, Dual Smart Card Interface with Serial Control	\$2.75
LTC4558	2.7 to 5.5	1.8/3.0	50	E	3x3 QFN-20	Dual Smart Card Interface, Independent Channel Select and Separate Enables, I ₀ = 65μA	\$2.75

MULTIPROTOCOL

Part Number	# Dr	# Rec	Protocols Supported	Supply	Additional Supplies	Signals	Additional Signals	DCE or DTE	Termination	ESD	Ext. Temp.	Package	Price 1K Qty
LTC1321	2	2	RS232/RS562, RS422/RS485	5V	±6.5V or ±5V					10kV	I	SO(W)-24/DIP-24	\$4.60
LTC1322	4 or 2	4 or 2	RS232/RS562, RS422/RS485	5V	±6.5V or ±5V					4kV	I	SO(W)-24/DIP-24	\$5.25
LTC1323	2	3	LocalTalk, RS232 and RS422	5V		Data, Control		DTE		4kV	I	SSOP-28/SO(W)-24/SO-16	\$4.60
LTC1324	1	1	LocalTalk, RS422	5V		Data		DTE or DCE		4kV	I	SO-16/DIP-16	\$3.60
LTC1334	4 or 2	4 or 2	RS232, RS422/RS485	5V						4kV	I	SSOP-28/SO(W)-28, DIP-28	\$6.50
LTC1335	4 or 2	4 or 2	RS562, RS422/RS485	5V	±5V					4kV	I	SO(W)-24/DIP-24	\$5.25
LTC1387	2 or 1	2 or 1	RS232, RS422/RS485	5V						4kV	I	SSOP-20/SO(W)-20	\$4.50
LTC1343	4	4	EIA530, EIA530-A, RS232, RS449, V,35, V.36, X.21	5V		Data, Clock or Control	LL, RL, TM	DTE or DCE		4kV	I	SSOP-44	\$12.60
LTC1344	n/a	n/a	EIA530, EIA530-A, RS232, RS449, V,35, V.36, X.21	5V					yes	4kV	I	SSOP-24	\$6.40
LTC1344A	n/a	n/a	EIA530, EIA530-A, RS232, RS449, V,35, V.36, X.21	5V					yes	4kV	I	SSOP-24	\$6.40
LTC1345	3	3	V.35	5V		Data, Clock		DTE or DCE		4kV	I	SO(W)-28/DIP-28	\$7.30
LTC1346A	3	3	V.35	±5V		Data, Clock		DTE or DCE		4kV	I	SO(W)-24	\$6.75
LTC1543	3	3	EIA530, EIA530-A, RS232, RS449, V,35, V.36, X.21	5V		Data, Clock		DTE or DCE		4kV	I	SSOP-28	\$7.00
LTC1544	4	4	EIA530, EIA530-A, RS232, RS449, V,35, V.36, X.21	5V		Control	LL	DTE or DCE		4kV	I	SSOP-28	\$5.75
LTC1545	5	5	EIA530, EIA530-A, RS232, RS449, V,35, V.36, X.21	5V		Control	LL, RL, TM	DTE or DCE		4kV	I	SSOP-36	\$6.75
LTC1546	3	3	EIA530, EIA530-A, RS232, RS449, V,35, V.36, X.21	5V		Data, Clock		DTE or DCE	Included	4kV	I	SSOP-28	\$11.65
LTC2844	4	4	EIA530, EIA530-A, RS232, RS449, V,35, V.36, X.21	3.3V		Control	LL	DTE or DCE		4kV	I	SSOP-28	\$5.75
LTC2845	5	5	EIA530, EIA530-A, RS232, RS449, V,35, V.36, X.21	3.3V		Control	LL, RL, TM	DTE or DCE		4kV	I	SSOP-36	\$6.75
LTC2846	3	3	EIA530, EIA530-A, RS232, RS449, V,35, V.36, X.21	3.3V		Data, Clock		DTE or DCE	Included	4kV	I	SSOP-36	\$11.65
LTC2847	3	3	EIA530, EIA530-A, RS232, RS449, V,35, V.36, X.21	5V	3V	Data, Clock		DTE or DCE	Included	4kV	I	QFN-38	\$10.90

Amps, Refs, Filters, Comp

Power Management


















Data Conversion

Interface
SIMMULTIPROTOCOL

High Frequency

Reference Material

MULTIPROTOCOL KITS

Kit Number	Part Numbers	Complete Solution For	Cable Termination	Signals	Additional Signals	Supply	Ext. Temp.	ESD	Packages	Price 1K Qty
LTCK002	2xLTC1343, 1xLTC1344	RS232, RS449, EIA530, EIA530-A, V.35, V.36 or X.21	yes	Data, Clock, or Control	LL, RL, TM	5V	I	4kV	  	\$32.50
LTCK003	LTC1543, LTC1544, LTC1344A	RS232, RS449, EIA530, EIA530-A, V.35, V.36 or X.21	yes	Data, Clock, Control	LL	5V	I	4kV	  	\$19.95
LTCK004	LTC1343, LTC1544, LTC1344A	RS232, RS449, EIA530, EIA530-A, V.35, V.36 or X.21	yes	Data, Clock, Control	LL, RL, TM	5V	I	4kV	  	\$24.75
LTCK006	LTC1543, LTC1545, LTC1344A	RS232, RS449, EIA530, EIA530-A, V.35, V.36 or X.21	yes	Data, Clock, Control	LL, RL, TM	5V	I	4kV	  	\$20.70
LTCK011	LTC1546, LTC1544	RS232, RS449, EIA530, EIA530-A, V.35, V.36 or X.21	yes	Data, Clock, Control	LL	5V	I	4kV	  	\$16.65
LTCK012	LTC1546, LTC1545	RS232, RS449, EIA530, EIA530-A, V.35, V.36 or X.21	yes	Data, Clock, Control	LL, RL, TM	5V	I	4kV	 	\$17.40

I²C and SMBus BUFFERS and ACCELERATORS

Part Number	Rise Time Accel	Hot Swappable Bus Buffers	Level Translation (V)	Level Translation Method	Stuck Bus Disconnect/ Recovery	Enable	Ready	Addressable	GPIO or Fault Flags	Data Rate	Ext. Temp	Comments	Package	Price 1K Qty (2)
LTC4311	yes					yes				400kHz	I	1.6V to 5.5V Supply Voltage, Low Power	SC70/2x2 DFN-6	\$1.55
LTC1694	yes									100kHz	I		ThinSOT	\$1.30
LTC1694-1	yes									100kHz	I	No DC Current Source for Parallel Devices	ThinSOT	\$1.30
LTC4300A-1	yes	yes		Auto, V _{PULL-UP} ≥ V _{CC}		yes	yes			400kHz	I		MSOP-8	\$1.75
LTC4300A-2	yes ⁽¹⁾	yes	3.3 to 5	V _{CC} Pins						400kHz	I		MSOP-8	\$1.75
LTC4300A-3	yes	yes	3.3 to 5	V _{CC} Pins		yes				400kHz	I		MSOP-8/3x3 DFN-8	\$1.75
LTC4301	yes	yes	3.3 to 5	Auto		yes	yes			400kHz	I		MSOP-8/3x3 DFN-8	\$1.95
LTC4301L	yes	yes	1 to 5	Auto		yes	yes			400kHz	I	Level Translates from 1V	MSOP-8/3x3 DFN-8	\$2.05
LTC4302-1	yes	yes		Auto, V _{PULL-UP} ≥ V _{CC}		yes		yes	yes	400kHz	I		MSOP-10	\$2.50
LTC4302-2	yes ⁽¹⁾	yes	3.3 to 5	Auto, V _{PULL-UP} ≥ V _{CC} (-2)		yes		yes	yes	400kHz	I		MSOP-10	\$2.50
LTC4303	yes	yes	2.7 to 5.5	Auto, V _{PULL-UP} ≥ V _{CC}	Both	yes	yes			400kHz	I		MSOP-8/3x3 DFN-8	\$2.10
LTC4304	yes ⁽¹⁾	yes	2.7 to 5.5	Auto	Both	yes	yes		yes	400kHz	I		MSOP-10/3x3 DFN-10	\$2.20
LTC4305	yes ⁽¹⁾	yes	2.2 to 5.5	Auto	Disconnect	yes		yes	yes	400kHz	I	2:1 Multiplexer, 27 Distinct Addresses	SSOP-16/4x5 DFN-16	\$2.80
LTC4306	yes ⁽¹⁾	yes	2.2 to 5.5	Auto	Disconnect	yes		yes	yes	400kHz	I	4:1 Multiplexer, 27 Distinct Addresses	SSOP-24/4x5 QFN-24	\$3.50
LTC4307	yes	yes		Auto, V _{PULL-UP} ≥ V _{CC}	Both	yes	yes			400kHz	I	Low 60mV Offset Voltage	MSOP-8/3x3 DFN-8	\$2.15
LTC4307-1			2.3 to 5.5	Auto, V _{PULL-UP} ≥ V _{CC}		yes	yes			400kHz	I	For HDMI DDC Bus, HDMI Compliant, 60mV Offset Voltage	MSOP-8/3x3 DFN-8	\$2.15
LTC4308	yes	yes	2.3 to 5.5	Auto	Both	yes	yes			400kHz	I	-200mV V _{OS} Input-to-Output, 300mV V _{OS} Output-to-Input	MSOP-8/3x3 DFN-8	\$2.15
LTC4309	yes ⁽¹⁾	yes	2.3 to 5.5	Auto	Both	yes	yes		yes	400kHz	I	Low 60mV Offset Voltage	SSOP-16/4x3 DFN-12	\$2.15

- Notes:
 1. Rise time accelerator circuitry can be disabled
 2. C.F. = Contact Factory

Amps, Refs, Filters, Comps
 Power Management
 Data Conversion
 Interface
 High Frequency
 Reference Material

MULTI-KITS/ I²C and SMBUS

High Frequency

RF Power
Detectors

Page 134

Upconverting
Mixers

Page 134

Downconverting
Mixers

Page 134

Quadrature
Modulators

Page 135

Quadrature
Demodulators

Page 135

Power Amplifier
Controllers

Page 135

High Speed
ADC Drivers

Page 136

VCSEL Laser
Diode Driver

Page 136

RF POWER DETECTORS

Part Number	Features	Min Frequency (MHz)	Max Frequency (MHz)	Min Detect (dBm)	Max Detect (dBm)	† Dynamic Range (dB)	Accuracy (dB)	Demod BW (MHz)	Supply Voltage		Supply Current (mA)	Package	Price 1K Qty
									Min (V)	Max (V)			
LT5537	Log Linear Detector	10	1000	-76	14	83	1		2.7	5.25	13.5	3×2 DFN-8	\$2.95
LT5504	Log Linear Detector / Receiver	800	2700	-80	+2	80	2	2	2.7	5.25	14.7	MSOP-8	\$6.50
LT5570	Fast, Accurate RMS Detector	40	2700	-52	+13	62	±0.3		4.75	5.25	26.5	3×3 DFN-10	\$5.75
LT5534	High Accuracy Log Detector	50	3000	-63	+2	60	0.5	30	2.7	5.25	7	2×2 SC70	\$4.50
LTC5507	Low Frequency Detect	0.1	1000	-32	+14	46	—	2	2.7	6	0.55	ThinSOT	\$1.45
LTC5505-1	Low Cost, High Signal Level	300	3000	-28	+18	46	—	4	2.7	6	0.5	ThinSOT	\$1.15
LTC5508	7GHz, w/ Shutdown	300	7000	-32	+12	44	—	2	2.7	6	0.55	2×2 SC70	\$1.45
LTC5505-2	Low Cost	300	3500	-32	+12	44	—	4	2.7	6	0.5	ThinSOT	\$1.15
LTC5532ES6	Precision w/ Gain + V _{OS} Adj	300	7000	-32	+10	42	—	2	2.7	6	0.5	ThinSOT	\$1.50
LTC5532EDC	12 GHz, w/ Gain + V _{OS} Adj	300	12000	-32	+10	42	—	2	2.7	6	0.5	2×2 DFN-6	\$1.70
LTC5531	Precision w/ Shutdown, V _{OS} Adj	300	7000	-32	+10	42	—	2	2.7	6	0.5	ThinSOT	\$1.25
LTC5533	Dual, Shutdown, V _{OS} Adj	300	11000	-32	+12	44	—	2	2.7	6	0.9	4×3 DFN-12	\$3.20
LTC5530	Precision w/ Shutdown, Gain Adj	300	7000	-32	+10	42	—	2	2.7	6	0.5	ThinSOT	\$1.30
LTC5535	Wide Demodulation BW, Gain + V _{OS} Adj	600	7000	-32	+10	42	—	12	2.7	5.5	2	ThinSOT	\$1.55
LTC5536	Detector + Comparator	600	7000	-26	+12	38	—	—	2.7	5.5	2.1	ThinSOT	\$2.25
LTC5509	No Compression	300	3000	-30	+6	36	—	1.5	2.7	6	0.58	2×2 SC70	\$1.35

† Primary Sort Column

UPCONVERTING MIXERS

Part Number	Features	Min Frequency (MHz)	Max Frequency (MHz)	† IIP3 (dBm)	NF (dB)	Conversion Gain (dB)	LO Drive (dBm)	LO-RF Isolation (dBc)	Supply Voltage		Supply Current (mA)	Package	Price 1K Qty
									Min (V)	Max (V)			
LT5579	Ultra-Linear with Integrated Transformer	1500	3800	+29	9.2	1.8	-1	-35	3.15	3.6	226	5×5 QFN-24	\$5.50
LT5521	Highest Linearity	10	3700	+24.2	12.5	-0.5	-5	37	3.15	5.25	82	4×4 QFN-16	\$4.95
LT5519	Integrated Transformer	700	1400	+17.1	13.6	-0.6	-5	39	4.5	5.25	60	4×4 QFN-16	\$4.15
LT5511	Broadband	10	3000	+17	15	0	-10	36	4	5.25	56	TSSOP-16	\$3.70
LT5520	Integrated Transformer	1300	2300	+15.9	15	-1	-5	36	4.5	5.25	60	4×4 QFN-16	\$4.15
LT5560	Very Low Power	0.01	4000	+9.0	9.3	2.4	-2	39	2.7	5.3	10	3×3 DFN-8	\$1.56

† Primary Sort Column

DOWNCONVERTING MIXERS

Part Number	Features	Min Frequency (MHz)	Max Frequency (MHz)	† IIP3 (dBm)	NF (dB)	Conversion Gain (dB)	LO Drive (dB)	LO-RF Isolation (dBc)	Supply Voltage		Supply Current (mA)	Package	Price 1K Qty
									Min (V)	Max (V)			
LT5557	3.3V, Integrated Transformers	400	3800	24.7	11.7	2.9	-3	42	2.9	3.9	81.6	4×4 QFN-16	\$5.95
LT5527	5V, Integrated Transformers	400	3700	+23.5	12.5	2.3	-3	41	4.5	5.25	78	4×4 QFN-16	\$5.80
LT5522	Integrated Transformer	450	2700	+21.5	13.9	-0.1	-5	45	4.5	5.25	56	4×4 QFN-16	\$5.20
LT5525	Integrated Transformer, Low Power	450	2500	+18	15	-1.7	-5	38	3.0	5.3	28	4×4 QFN-16	\$3.80
LT5512	Broadband	DC	3000	+17	14	1	-10	43	4.5	5.25	57	4×4 QFN-16	\$3.70
LT5526	Low Power	0.1	2000	+14.1	13.7	0.4	-5	50	3.0	5.3	28	4×4 QFN-16	\$3.40
LT5560	Very Low Power	0.01	4000	+9.7	10.1	2.6	-2	55	2.7	5.3	10	3×3 DFN-8	\$1.56
LT5500	LNA + Mixer	1800	2700	-2.5	4	5	-10	37	1.8	5.25	23	SSOP-24	\$3.20

† Primary Sort Column

QUADRATURE MODULATORS

Part Number	Features	Min Frequency (MHz)	Max Frequency (MHz)	† OIP3 (dBm)	Noise Floor (dBm/Hz)	Image Supp (dBc)	LO Supp (dBc)	Supply Voltage		Supply Current (mA)	Package	Price 1K Qty
								Min (V)	Max (V)			
LT5518	R _{IN} =3kΩ, V _{CM} =2.1V	1500	2400	22.8	-158.2	-40	-49	4.5	5.25	128	4×4 QFN-16	\$4.95
LT5568	R _{IN} =50Ω, V _{CM} =0.54V	750	1100	22.7	-159.6	-46	-45	4.5	5.25	117	4×4 QFN-16	\$5.35
LT5568-2	GSM Optimized Image Rej.	700	1000	22.9	-159.4	-52	-43	4.5	5.25	110	4×4 QFN-16	\$5.35
LT5558	R _{IN} =3kΩ, V _{CM} =2.1V	600	1100	22.4	-158	-49	-43.7	4.5	5.25	108	4×4 QFN-16	\$5.35
LT5528	R _{IN} =50Ω, V _{CM} =0.53V	1500	2400	21.8	-159	-45	-42	4.5	5.25	125	4×4 QFN-16	\$4.95
LT5571	R _{IN} =90k, V _{CM} =0.5V	620	1100	21.7	-159	-53	-42	4.5	5.25	97	4×4 QFN-16	\$4.95
LT5572	R _{IN} =90k, V _{CM} =0.5V	1500	2500	21.6	-158.6	-41.2	-39.4	4.5	5.25	120	4×4 QFN-16	\$4.95
LT5503	Operates Down to 1.8V	1200	2700	2	-142	-34	-32	1.8	5.25	11.9	TSSOP-20	\$3.85

† Primary Sort Column

QUADRATURE DEMODULATORS

Part Number	Features	Min Frequency (MHz)	Max Frequency (MHz)	† IIP3 (dBm)	P1 (dB)	NF (dB)	Conversion Gain (dB)	I ₀ Gain Mismatch (dB)	I ₀ Phase Mismatch (degrees)	LO-RF Isolation (dBc)	Supply Voltage		Supply Current (mA)	Package	Price 1K Qty
											Min (V)	Max (V)			
LT5575	Integrated Transformers	800	2700	28	13.2	12.8	3	0.03	0.5	-60.8	4.5	5.25	132	4×4 QFN-16	\$7.75
LT5516	Direct Conversion Demod	800	1500	21.5	9	12.8	4.3	0.2	1	-55	4	5.25	117	4×4 QFN-16	\$7.40
LT5517	2 x LO Input	40	900	21	10	12.4	3.3	0.03	0.7	-59	4.5	5.25	90	4×4 QFN-16	\$7.40
LT5515	Direct Conversion Demod	1500	2500	20	9	16.8	-0.7	0.3	1	-41	4	5.25	125	4×4 QFN-16	\$6.75
LT5506	VGA + 8.8MHz LPF	40	500	-0.5	-11.5	6.8	0.9 to 59	0.2	0.6	—	1.8	5.25	26.5	4×4 QFN-16	\$3.35
LT5546	VGA + 17MHz LPF	40	500	-1	-10	7.8	1.6 to 56	0.14	0.6	—	1.8	5.25	24	4×4 QFN-16	\$3.35
LT5502	IF Limiter + RSSI	70	400	—	—	4	—	0.1	0.6	—	1.8	5.25	25	SSOP-24	\$5.25

† Primary Sort Column

POWER AMPLIFIER CONTROLLERS

Part Number	Application	Compatible PA	Min Frequency (MHz)	Max Frequency (MHz)	# Ch.	Min PIN (dBm)	Max PIN (dBm)	Loop BW (kHz)	Supply Voltage		Supply Current (mA)	Package	Price 1K Qty
									Min (V)	Max (V)			
LTC1757A-1	GSM		850	2000	1	-22	16	400	2.7	6	1	MSOP-8	\$1.75
LTC1757A-2	GSM		850	2000	2	-22	16	400	2.7	6	1	MSOP-10	\$1.90
LTC1758-1	GSM/GPRS	Philips BGY280, Conexant RM009, Conexant CX77302, Anadigics AWT6102, Anadigics AWT6107	850	2000	1	-24	16	250	2.7	6	1.1	MSOP-8	\$1.65
LTC1758-2	GSM/GPRS	Philips BGY280, Conexant RM009, Conexant CX77302, Anadigics AWT6102, Anadigics AWT6107, Hitachi PF08107, Hitachi PF08123B	850	2000	1	-24	16	250	2.7	6	1.1	MSOP-8	\$1.65
LTC1957-1	GSM/GPRS		850	2000	2	-26	16	370	2.7	6	1	MSOP-8	\$1.70
LTC1957-2	GSM/GPRS		850	2000	2	-26	16	370	2.7	6	1	MSOP-10	\$1.70
LTC4400-1	GSM/GPRS	Hitachi PF08109B, Hitachi PF08122B, Hitachi PF08123B, Hitachi PF08107B, RFMD RF3108	800	2700	1	-26	18	450	2.7	6	1.2	SOT-23	\$1.20
LTC4400-2	GSM/GPRS	Hitachi PF08109B, Hitachi PF08122B, Hitachi PF08123B, Hitachi PF08107B, RFMD RF3108	800	2000	2	-26	18	450	2.7	6	1.2	MSOP-8	\$1.20
LTC4401-1	GSM/GPRS	Conexant CX77301, Conexant CX77302, Conexant CX77304, Conexant CX77314, Anadigics AWT6107, RFMD RF3160	800	2700	1	-26	18	250	2.7	6	1.2	SOT-23	\$1.20
LTC4401-2	GSM/GPRS	Conexant CX77301, Conexant CX77302, Conexant CX77304, Conexant CX77314, Anadigics AWT6107, RFMD RF3160	800	2000	2	-26	18	450	2.7	6	1.2	MSOP-8	\$1.60
LTC4402-1	GSM/EDGE/TDMA		300	2400	1	-25	18	450	2.7	6	1.5	MSOP-8	\$1.60
LTC4402-2	EDGE/TDMA		300	2400	2	-25	18	450	2.7	6	1.5	MSOP-10	\$1.90
LTC4403-1	GSM/GPRS/EDGE		300	2400	1	-25	18	250	2.7	6	1.5	MSOP-8	\$1.60
LTC4403-2	GSM/GPRS/EDGE		300	2400	2	-25	18	250	2.7	6	1.5	MSOP-10	\$1.90

MS-8, MS-10 = MSOP; SSOPN = Narrow SSOP; SSOPW = Wide SSOP; SOW = Wide SO



Amps, Refs, Filters, Comp

Power Management

Data Conversion

Interface

High Frequency I/O MOD/DEMOM

Reference Material

HIGH SPEED ADC DRIVERS

Part Number	Features	Min Frequency (MHz)	† -3dB Bandwidth/ f _{CUTOFF} (MHz)	OIP3 (dBm)	HD2 (dBc)	HD3 (dBc)	Noise Figure (dB)	Min Gain (dB)	Max Gain (dB)	Supply Voltage		Maximum Supply Current (mA)	Package	Price 1K Qty
										Min (V)	Max (V)			
Singles														
LTC6401-8	Fixed 8dB Gain, Low Noise/Distortion, 140MHz IF Differential ADC Driver	DC	2220	50 @ 70MHz	-100 @ 70MHz	-87 @ 70MHz	12.2	8	8	2.85	3.5	60	3×3 QFN-16	\$2.95
LTC6401-14	Fixed 14dB Gain, Low Noise/Distortion 300MHz IF ADC Driver	DC	1950	49.3 @ 70MHz	-87 @ 70MHz	-82 @ 70MHz	7.3	14	14	2.85	3.5	60	3×3 QFN-16	C.F.
LTC6400-26	Fixed 26dB Gain, Low Noise/Distortion, 300MHz IF Differential ADC Driver	DC	1900	48 @ 140MHz	-81 @ 140MHz	-83 @ 140MHz	6.6	26	26	2.85	3.5	102	3×3 QFN-16	\$3.20
LTC6400-20	Fixed 20dB Gain, Low Noise/Distortion Differential 300MHz IF ADC Driver	DC	1840	48 @ 140MHz	-73 @ 140MHz	-83 @ 140MHz	6.2	20	20	2.85	3.5	105	3×3 QFN-16	\$3.20
LTC6401-26	Fixed 26dB Gain, Low Noise/Distortion, 140MHz IF Differential ADC Driver	DC	1600	47 @ 70MHz	-86 @ 70MHz	-81 @ 70MHz	6.7	26	26	2.85	3.5	60	3×3 QFN-16	\$2.95
LTC6410-6	Fixed 6dB Gain, Low Noise/Distortion Differential ADC Driver, Configurable Input Impedance	DC	1400	33 @ 140MHz	-80 @ 140MHz	-62 @ 140MHz	11	6	6	2.8	5.25	130	3×3 QFN-16	\$2.89
LTC6401-20	Fixed 20dB Gain, Low Noise/Distortion, Differential	DC	1250	51 @ 70MHz	-95 @ 70MHz	-88 @ 70MHz	6.1	20	20	2.85	3.5	62	3×3 QFN-16	\$2.95
LT5554	Digitally Prog. Gain, 0.125dB Steps	10	1000	46 @ 200MHz	-73 @ 100MHz	-62 @ 100MHz	10.5	2.13	17.6	4.75	5.25	190	5×5 QFN-32	C.F.
LT1993-4	Fixed 12dB Gain	DC	900	43 @ 50MHz	-82 @ 50MHz	-80 @ 50MHz	14.5	12	12	4	5.5	112	3×3 QFN-16	\$2.95
LT5514	Digitally Prog. Gain, 1.5dB Step	10	850	47 @ 50MHz	-82 @ 50MHz	-72 @ 50MHz	7.4	10.5	33	4.75	5.25	174	TSSOP-20	\$5.20
LTC6406	3GHz GBP, Low Noise/Distortion, Differential	DC	800	37 @ 50MHz	-85 @ 50MHz	-72 @ 50MHz	14.1	0	0	2.7	3.5	22	3×3 QFN-16	\$3.44
LT1993-2	Fixed 6dB Gain	DC	800	45 @ 50MHz	-80 @ 50MHz	-77 @ 50MHz	11.8	6	6	4	5.5	112	3×3 QFN-16	\$2.95
LT1993-10	Fixed 20dB Gain	DC	700	44 @ 50MHz	-80 @ 50MHz	-77 @ 50MHz	12.3	20	20	4	5.5	112	3×3 QFN-16	\$2.95
LT6411	Two Amplifiers, Configured as Differential, Gain of 1, 2, -1	DC	650	47 @ 30MHz	-82 @ 30MHz	-77 @ 30MHz	24.6	0	6	4.5	12	11×2	3×3 QFN-16	\$2.39
LTC6404-1	Low Noise Differential I/O ADC Driver	DC	600	50 @ 10MHz	-102 @ 10MHz	-91 @ 10MHz	13.4	0	0	2.7	5.25	35.5	3×3 QFN-16	\$3.44
LTC6404-2	A_v≥6dB 700V/μs Slew Rate, 1.5nV/√Hz Noise Density	DC	600	53 @ 10MHz	-98 @ 10MHz	-99 @ 10MHz	10	6	2.7	5.25	39	3×3 QFN-16	\$3.44	
LT5524	Low Power, Digitally Prog. Gain, 1.5dB Step	10	540	40 @ 50MHz	-76 @ 50MHz	-72 @ 50MHz	8.6	4.5	27	4.75	5.25	91	TSSOP-20	\$4.40
LTC6404-4	A_v≥12dB, 1200V/μs Slew Rate, 1.5nV/√Hz Noise Density	DC	530	54@10MHz	-100@10MHz	-101@10MHz	8	12	2.7	5.25	39	3×3 QFN-16	\$3.44	
LT6402-20	Low Distortion, Fixed 20dB Gain	DC	300	46 @ 25MHz	-83 @ 25MHz	-79 @ 25MHz	12.5	20	20	4	5.5	37	3×3 QFN-16	\$2.39
LTC6403-1	Low Noise, Low Power Differential Op Amp/Driver	DC	200	48 @ 3MHz	-106 @ 3MHz	-94 @ 3MHz	10.8	0	2.7	5.25	11.8	3×3 QFN-16	\$1.79	
LT6600-20	Integrated 20MHz LP Filter	DC	20	-	-83 @ 2.5MHz	-88 @ 2.5MHz	-	0	3	11	46	S0-8	\$2.95	
LT6600-15	Integrated 15MHz LP Filter	DC	15	-	-86 @ 1MHz	-90 @ 1MHz	-	0	3	11	39	S0-8	\$2.95	
LT6600-10	Integrated 10MHz LP Filter	DC	10	-	-88 @ 1MHz	-97 @ 1MHz	-	0	3	11	39	S0-8	\$2.95	
LT6600-5	Integrated 5MHz LP Filter	DC	5	-	-93 @ 1MHz	-96 @ 1MHz	-	0	3	11	31	S0-8	\$2.95	
LT6600-2.5	Integrated 2.5MHz LP Filter	DC	2.5	-	-95 @ 1MHz	-88 @ 1MHz	-	0	3	11	30	S0-8	\$2.95	
Duals														
LTC6420-20	Fixed 20dB Gain, 1.8GHz Dual Matched Differential ADC Drivers		1800	46 @ 100MHz	-80 @ 100MHz	-88 @ 100MHz	6.2	20	20	2.85	3.5	95	3×4 QFN-20	C.F.
LTC6421-20	Fixed 20dB Gain, 1.3GHz Dual Matched Differential ADC Drivers		1300	42 @ 100MHz	-74 @ 100MHz	-78 @ 100MHz	6.2	20	20	2.85	3.5	50	3×4 QFN-20	C.F.

† Primary Sort Column

VCSSEL LASER DIODE DRIVER

Part Number	Features	Min Data Rate (Mbps)	Max Data Rate (Mbps)	Min V _s (V)	Max V _s (V)	I _s (mA)	Package	Price 1K Qty
LTC5100	Auto Power Control	155	3200	3.135	3.465	54	4×4 QFN	\$5.15

Amps, Refs,
Filters, Comp


Power
Management

Data
Conversion

Interface

High
Frequency
NOTES

Reference
Material



High Performance Radiation Hardened (RH) Solutions From Linear Technology

Linear Technology's RH product line provides industry-leading performance combined with space-level quality, reliability and ruggedness in environments where exposure to radiation can compromise system integrity. Each product is developed and characterized with guaranteed specifications for use in space systems and critical systems to maintain performance in the harshest conditions. Our standard is the highest quality products and superior performance and we back this up with knowledgeable support, long product life cycles and superior on-time delivery.

For two decades, Linear Technology's RH devices have been used in critical applications. During the development process, Linear Technology applies key circuit design techniques and manufacturing steps that enhance resistance to damage or malfunction caused by high-energy subatomic particles, electromagnetic radiation and high temperatures. These RH devices are total dose rated up to 200krad and are deployed in most U.S., European and Japanese satellites.

Individual RH device data sheets, DICE data sheets and reliability information are available at www.linear.com

**For additional information, contact
Linear Technology's Space Group at
Itcspace@linear.com**

Selected Radiation Hardened Products Amplifiers and Comparators

Device	Description	Symbol	10Krad		20Krad		50Krad		80Krad		100Krad		200Krad		Units	Packages
			Min	Max	Min	Max	Min	Max	Min	Max	Min	Max	Min	Max		
RH07	Precision Op Amp	V_{OS} I_{OS}		90 2.8		150 4		200 8				250 12		300 20	μ V nA	TO-5, DIP-8, FLATPAK-10
RH27C	Precision Op Amp	V_{OS} I_{OS}		100 75		130 75		180 90				280 120		400 180	μ V nA	TO-5, DIP-8, FLATPAK-10
RH37C	Precision Op Amp	V_{OS} I_{OS}		100 75		130 75		180 90				280 120		400 180	μ V nA	TO-5, DIP-8, FLATPAK-10
RH101A	General Purpose Op Amp	V_{OS} I_{OS}		2 10		2 10		2 10				2 10		3 20	mV nA	TO-5, DIP-8, FLATPAK-10
RH108A	General Purpose Op Amp	V_{OS} I_{OS}		0.5 0.3		0.5 0.3		0.5 0.3		1.0 0.3					mV nA	TO-5, DIP-8, FLATPAK-10
RH118	Precision High Speed OP Amp	V_{OS} SR		4 50		4 50		4 50				4 50		10	mV V/ μ s	TO-5, DIP-8, FLATPAK-10
RH119	High Performance Dual Comparator	V_{OS} I_{OS}		4 75		4 100		4 150				4 300		8 500	mV nA	TO-5, DIP-14, FLATPAK-10
RH1011	Precision Voltage Comparator	V_{OS} I_{OS}		1.5 4		1.5 4		1.5 4				2.5 20		4 50	mV nA	TO-5, DIP-8, FLATPAK-10
RH1013	Dual Precision Op Amp	V_{OS} I_{OS}		450 10		450 10		600 15				750 20		900 25	μ V nA	TO-5, DIP-8, FLATPAK-10
RH1014	Quad Precision Op Amp	V_{OS} I_{OS}		450 10		450 10		600 15				750 20		900 25	μ V nA	DIP-14, FLATPAK-14
RH1056A	Precision High Speed JFET Input Op Amp	V_{OS} I_{OS}		300 ± 10		300 ± 50		370 ± 150				570 ± 250		870 ± 250	μ V pA	TO-5, FLATPAK-10
RH1078	Micropower Dual Single Supply Precision Op Amp	V_{OS} I_{OS}		350 2		500 8		650 13	75k 75k	800 18		1000 23			μ V nA	TO-5, DIP-8, FLATPAK-10
RH1498	10MHz 6V/ μ s Dual Rail-to-Rail I/O Precision C-Load Op Amp	V_{OS} SR		950 3		950 3		950 3				950 3		950 3	μ V V/ μ s	FLATPAK-10
RH1499	10MHz 6V/ μ s Quad Rail-to-Rail I/O Precision C-Load Op Amp	V_{OS} SR		950 3		950 3		950 3				950 3		950 3	μ V V/ μ s	FLATPAK-14
RH1814	Quad 3mA 100MHz 750V/ μ s Op Amp	V_{OS} I_{OS}		2 500		2 500		2.5 750				3 1000		4 1500	mV nA	FLATPAK-14

Regulators

RH117	Positive Adjustable Regulator	V_{REF}	1.20	1.30	1.20	1.30	1.20	1.30			1.20	1.30			V	TO-39, TO-3
RH137	Negative Adjustable Regulator	V_{REF}	-1.2	-1.3	-1.2	-1.3	-1.2	-1.3			-1.2	-1.3	-1.2	-1.3	V	TO-39, TO-3
RH1084	5A Low Dropout Positive Adjustable Regulators	V_{REF} Dropout V	1.210	1.275	1.219	1.275	1.215	1.275			1.210	1.275	1.203	1.275	V V	TO-3
RH1085	3A Low Dropout Positive Adjustable Regulators	V_{REF} Dropout V	1.220	1.275	1.219	1.275	1.215	1.275			1.210	1.275	1.20	1.275	V V	TO-3
RH1086	0.5A and 1.5A Low Dropout Positive Adjustable Regulators	V_{REF} Dropout V	1.220	1.275	1.219	1.275	1.215	1.275			1.210	1.275	1.20	1.275	V V	TO-3, TO-39

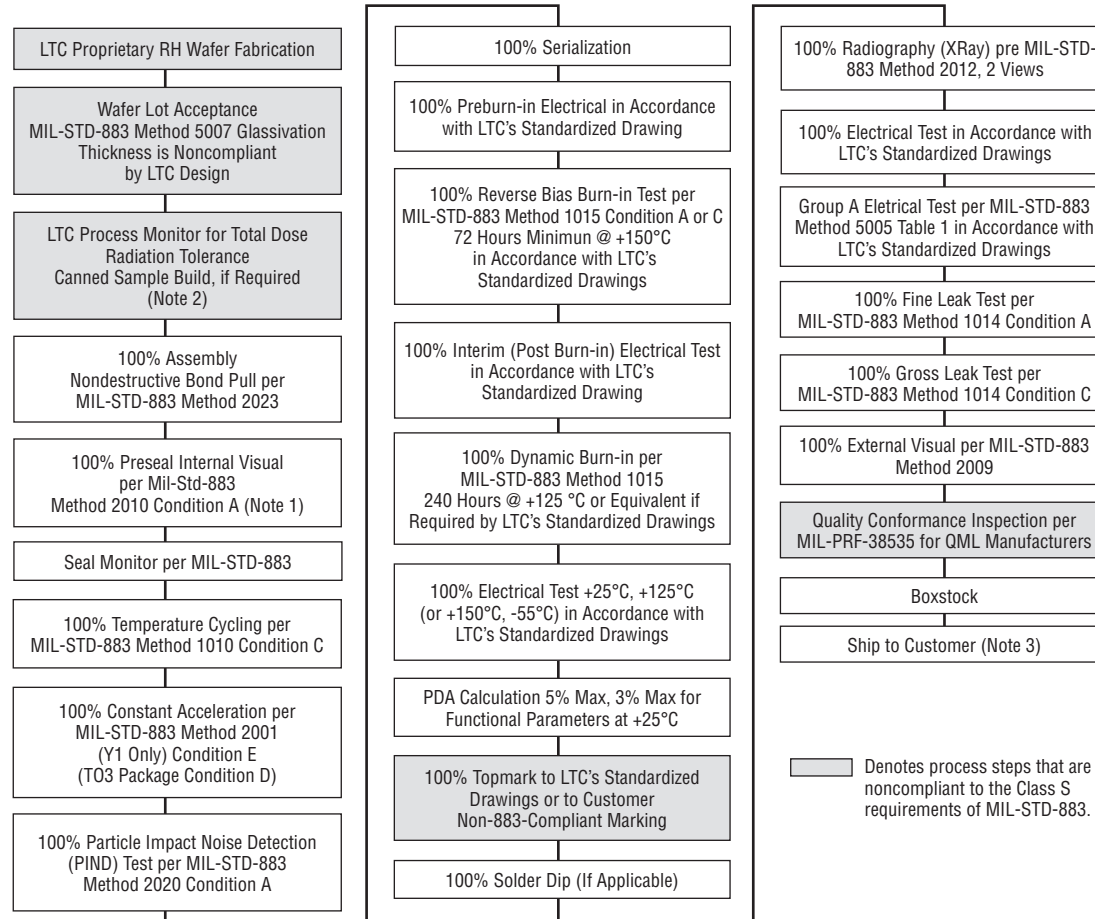
References

RH1009	Precision 2.5V Reference	V_Z $\Delta V_Z/\Delta I_Z$	2.496	2.506	2.496	2.505	2.496	2.506			2.496	2.506	2.496	2.506	V mV	TO-46, FLATPAK-10
RH1021-5	Precision 5V Reference	V_{OUT} TCV _{OUT}	4.95	5.05	4.945	5.055	4.942	5.058			4.94	5.06	4.936	5.066	V ppm/ °C	TO-5, FLATPAK-10
RH1021-7	Precision 7V Reference	V_{OUT} TCV _{OUT}	6.95	7.05	6.96	7.05	6.95	7.05			6.94	7.06	6.93	7.07	V ppm/ °C	TO-5
RH1021-10	Precision 10V Reference	V_{OUT} TCV _{OUT}	9.96	10.05	9.945	10.065	9.942	10.06			9.938	10.06	9.935	10.065	V ppm/ °C	TO-5, FLATPAK-10

Standardized RH Packaged Product Process

Linear Technology has implemented proprietary processes that enhance the performance of its devices when exposed to radiation. Linear Technology does not use Si3N4 [silicon nitride] top-side passivation on its radiation hardened offerings. Instead Linear Technology uses a low temperature deposit of silicon dioxide as a top-side barrier. The following flowchart highlights the steps where changes were made compared to the standard JAN-S manufacturing flow.

Standardized RH Packaged Product Flowchart



- NOTES:
1. Source Inspection at Per-Seal Internal Visual and Wafer Lot Acceptance is standard.
 2. For guaranteed radiation levels, outside lab charges will apply for samples to MIL-STD-883, Test Method 1019, Total Dose Irradiation.
 3. Customer Source Inspection can be added at Final Shipment per P.O.

RH DICE Sales

RH devices are available in DICE form. This table highlights the RH Element Evaluation for qualifying DICE sales.

RH CANNED SAMPLE TABLE FOR QUALIFYING DICE SALES

Sub-Group	Class		Operation	MIL-STD-883	
	K/S	H/B		Method	Condition
1	X		SEM	2018	N/A
2	X	X	Element Electrical (Wafer Sort @ 25°C)		
3	X	X	Element Visual (2nd OP)	2010	A
4	x	X	Internal Visual (3rd OP)	2010	A
	X		Die Shear Monitor	2019	
	X		Bond Pull Monitor	2011	
5	X		Stabilization Bake	1008	C
	X		PIND	2020	A (one pass)
	X		Fine Leak	1014	A
	X		Gross Leak	1014	C
6	X		First Room Electrical – Read & Record (Replace Any Assembly-Related Rejects)		
	X		Electrical Read & Record @ +125°C or +150°C, -55°C		
	X		Burn-In: +125°C/240 hrs. or +150°C/120 hrs.	1015	+125°C Min. 240 hours
	X		Post Burn-In Electrical @ 25°C Read & Record		
	X		Pre OP-Life Electrical @ 25°C Read & Record		
	X		Operating Life: +125°C/1000 hrs. or +150°C/500 hrs.	1005	+125°C Min. 1000 hours
7	X	X	Post Op-Life Electrical (R & R 25°C, +125°C or +150°C, -55°C)		
7	X	X	Wire Bond Evaluation	2011	

- NOTES:
1. LTC is not qualified to process to MIL-PRF-38534. LTC's RH Element Evaluation follows MIL-STD-993 test methods. Note the quantity and accept number from a Sample Size Series of 15% (accept on 3) applies to Subgroup 6 only.
 2. Tests within Subgroup 5 may be performed in any sequence.
 3. LTC's radiation-tolerant (RH) die has a topside glassivation thickness of 4KA minimum.
 4. Sample sizes on the travelers may be larger than that indicated in the above table; however, the larger sample size is to accommodate extra units for replacement devices in the event of equipment or operator error and for assembly-related rejects in Subgroup 6, and for Wire Bond Evaluation, Subgroup 7. The larger sample size is at all times kept segregated and, if used for qualification, has all the required processing imposed.

Amps, Refs, Filters, Comp
 Power Management
 Data Conversion
 Interface
 High Frequency
 Reference Material

Amps, Refs,
Filters, Comps

Power
Management

Data
Conversion

Interface

High
Frequency

Reference
Material

Reference Material

General Information
Page 141

Application
Notes
Page 143

Design
Notes
Page 151

Package Cross
Reference
Page 155

Top
Markings
Page 158

Package Rail & Reel
Counts
Page 168

Thermal Resistance
Table
Page 170

Data Conversion
Values
Page 171

Standard 1% & 5%
Resistor Values
Page 171

Passive Component
Suppliers
Page 172

Complete Product
Index
Page 173

I. ORDERING INFORMATION

Contact the sales office or distributor in your area for ordering information. Visit www.linear.com/contact for a complete list.

Apply for credit and purchase through Linear Express at www.linear.com/purchase or buy directly on-line with a credit card.

II. RoHS COMPLIANCE and LEAD (Pb) FREE PRODUCTS

Visit www.linear.com/leadfree for more information

a. In compliance with international Reduction of Hazardous Substances (RoHS) mandates, Linear Technology supplies Lead-Free Matte Tin terminal plated products, on all plastic packages (Excluding Hermetic Packages). Devices with Lead Free terminal plating will have the same basic part numbers with the suffix #PBF (lead-free) or #TRPBF (tape-and-reel lead-free) on the container labels. Matte Tin is LTC's standard terminal finish, although solder plated products will continue to be available for the foreseeable future.

b. Lead (Pb) Free ordering examples.

Example 1:

Ordering a part in shipping tubes with a Lead (Pb) Free lead finish:

Lead (Pb) Free Part	Standard Solder Plated Part
LT3481EMSE#PBF	LTC3481EMSE

Example 2:

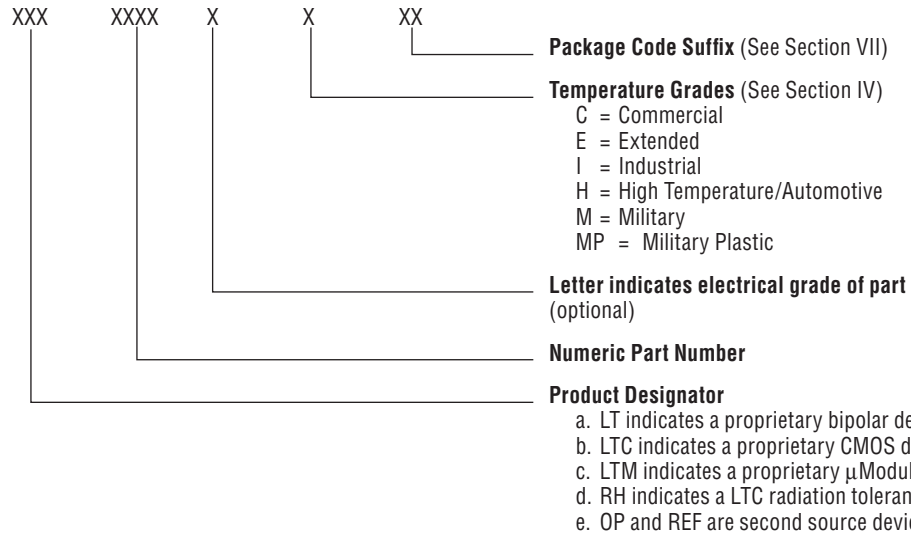
Ordering a part in tape and reel with a Lead (Pb) Free lead finish:

Lead (Pb) Free Part	Standard Solder Plated Part
LT3481EMSE#TRPBF	LTC3481EMSE#TR

c. Lead (Pb) Free part marking.

JEDEC Standard JESD97 defines various Lead (Pb) Free categories with symbols e1 through e7. The symbol e3 applies to products with a Matte Tin (Sn) terminal finish. Since LTC's Lead (Pb) Free products have a Matte Tin (Sn) terminal finish, the symbol e3 is added to the product top marking of larger packages, where space permits. On packages that are too small to accommodate the e3, a “z” symbol is added to the device at the pin 1 location. Lead (Pb) free 2mm x 2mm and 3mm x 2mm packages are identified by rearranging the trace code marking of the device. These Lead (Pb) Free marking indicators were implemented starting with datecode 0514. However, we will continue to ship Pb-Free product, from our existing stock, which was marked prior to 0514 without the indicator.

III. PART NUMBER EXPLANATION



IV. TEMPERATURE GRADES

Temperature Grade	Temperature Range TMIN to TMAX	Room Temp Test (25°C)	Cold Temp Test at TMIN	Hot Temp Test at TMAX
C – Commercial	0°C to 70°C	100%	Sample	Sample
E – Extended	–40°C to 85°C	100%	Assured by Design	Sample
I – Industrial	–40°C to 85°C	100%	Sample, Zero Rejects	Sample, Zero Rejects
H – High Temperature/Automotive	–40°C up to 140°C	100%	Sample, Zero Rejects	Sample, Zero Rejects
M – Military	–55°C to 125°C	100%	Contact Factory	Contact Factory
MP – Military Plastic	–55°C to 125°C	100%	100%	100%

V. RELIABILITY PROGRAMS

Linear Technology Corporation currently offers the following reliability programs:

- a. QML/JAN S Devices processed to 38510 slash sheets
- b. “R-Flow” burn-in programs for commercial temperature devices (contact factory)
- c. Radiation tolerant products using LTC's proprietary radiation hardening process

VI. TAPE and REEL

For More Information Visit www.linear.com/tapeandreeel

Tape and reel packing is ordered with a ‘#TRPBF’ suffix for lead free finish parts, or a ‘#TR’ suffix for lead based finish parts. See the Package Rail and Reel Counts section (pages 149 and 150) for reel quantities by package type. Some packages are available in 500 unit reels through designated sales channels. 500 unit reels are ordered with a ‘#TRMPBF’ or ‘#TRM’ suffix.

VII. PACKAGE CODE SUFFIXES

Suffix Designator	Package Name	Number of Leads	Package Dimensions
DC	DFN	3, 4, 6 or 8	2mm × 2mm
DCB	DFN	6 or 8	2mm × 3mm
DD	DFN	8, 10 or 12	3mm × 3mm
DDB	DFN	8, 10 or 12	3mm × 2mm
DE	DFN	12, 14 or 16	4mm × 3mm
UE	DFN	12	4mm × 3mm
DH	DFN	16	5mm × 5mm
DHC	DFN	16	5mm × 3mm
DHD	DFN	16	5mm × 4mm
DJC	DFN	22	6mm × 3mm
DKD	DFN	32	7mm × 4mm
F	TSSOP	14	4.9mm × 4.4mm
F	TSSOP	20	6.4mm × 4.4mm
FW	TSSOP	48	12.4mm × 6.1mm
FW	TSSOP	56	13.9mm × 6.1mm
FE	TSSOP, Exposed Pad	16	4.9mm × 4.4mm
FE	TSSOP, Exposed Pad	20	6.4mm × 4.4mm
FE	TSSOP, Exposed Pad	28	9.6mm × 4.4mm
G	SSOP	16, 20	5.9mm × 5.3mm
G	SSOP	24	7.9mm × 5.3mm
G	SSOP	28	9.9mm × 5.3mm
G	SSOP	36 or 44	12.5mm × 5.3mm
GN	SSOP	16	4.8mm × 3.8mm (150 mils)
GN	SSOP	20, 24	8.6mm × 3.8mm
GN	SSOP	28	9.8mm × 3.8mm
GW	SSOP	36	15.3mm × 7.6mm (300mils)
GW	SSOP	48	17.7mm × 7.6mm
H	TO-52, TO-39 or TO-46 Metal Can	2, 3 or 4	
H	TO-5 Metal Can	8 or 10	
KC	DFN	8	2mm × 2mm
KD	DFN	10	3mm × 3mm
KE	DFN	14	4mm × 3mm
L	LLC (Leadless Chip Carrier)	20	7.1mm × 10.7mm
LS	LLC (Leadless Chip Carrier)	20	8.9mm × 8.9mm
LGA	Land Grid Array	104	15mm × 15mm
M	DD Pak	3	
MS	MSOP	8 or 10	3mm × 5mm
MSE	MSOP, Exposed Pad	8 or 10	3mm × 5mm
N	DIP	20	26.9mm × 7.6mm
N8	DIP	8	10.2mm × 7.6mm (300mils)
N	DIP	14, 16	19.6mm × 7.6mm
N	DIP	18	23.4mm × 7.6mm

Suffix Designator	Package Name	Number of Leads	Package Dimensions
N	DIP	24	32.5mm × 7.6mm
NW	DIP	36	37mm × 15.2mm (600mils)
P	TO-3P	3	Similar to TO-247
PD	QFN	16	3mm × 3mm
PDC	QFN	20	3mm × 4mm
PF	QFN	24 or 28	4mm × 4mm
Q	DD Pak	5	
R	DD Pak	7	
S	SOIC	8	4.8mm × 3.8mm (150 mils)
S	SOIC	14	8.6mm × 3.8mm
S	SOIC	16	9.8mm × 3.8mm
SC	SC-70	6 or 8	2.0mm × 2.1mm*
ST	SOT-223	3	6.3mm × 6.7mm*
SW	Wide SOIC	16	10.1mm × 7.6mm (300mils)
SW	Wide SOIC	18	11.4mm × 7.6mm
SW	Wide SOIC	20	12.6mm × 7.6mm
SW	Wide SOIC	24	15.2mm × 7.6mm
SW	Wide SOIC	28	17.7mm × 7.6mm
S3	SOT-23	3	2.3mm × 2.9mm*
S4	SOT-23	4	2.3mm × 2.9mm*
S5	ThinSOT	5	2.8mm × 2.9mm*
S6	ThinSOT	6	2.8mm × 2.9mm*
TS	ThinSOT	8	2.8mm × 2.9mm*
T	TO-220	3, 5 or 7	
UD	QFN	16 or 20	3mm × 3mm
UDC	QFN	20 or 24	3mm × 4mm
UE	DFN	12	4mm × 3mm
UF	QFN	16, 20, 24 or 28	4mm × 4mm
UFD	QFN	20, 24 or 28	4mm × 5mm
UFE	QFN	26 or 38	4mm × 6mm
UFF	QFN	34 or 44	4mm × 7mm
UH	QFN	20, 24, 32 or 40	5mm × 5mm
UHE	QFN	36	5mm × 6mm
UHF	QFN	38	5mm × 7mm
UHG	QFN	52	5mm × 8mm
UHH	QFN	56	5mm × 9mm
UJ	QFN	40	6mm × 6mm
UK	QFN	48	7mm × 7mm
UKG	QFN	52	7mm × 8mm
UKH	QFN	64	7mm × 9mm
UP	QFN	64	9mm × 9mm
V	LGA	Various ⁽¹⁾	Various ⁽¹⁾
Z	TO-92	3	

Note 1: See individual data sheet or LTC website
*Includes Leads

Amps, Refs, Filters, Comps
 Power Management
 Data Conversion
 Interface
 High Frequency
 Reference Material
 GENERAL INFO

Power Application Notes

AN1 Understanding and Applying the LT1005 Multifunction Regulator

This application note describes the unique operating characteristics of the LT1005 and describes a number of useful applications which take advantage of the regulator's ability to control the output with a logic control signal.

AN2 Performance Enhancement Techniques for 3-Terminal Regulators

This application note describes a number of enhancement circuit techniques used with existing 3-terminal regulators which extend current capability, limit power dissipation, provide high voltage output, operate from 110VAC or 220VAC without the need to switch transformer windings, and many other useful application ideas.

AN8 Power Conditioning Techniques for Batteries

A variety of approaches for power conditioning batteries is given. Switching and linear regulators and converters are shown, with attention to efficiency and low power operation. 14 circuits are presented with performance data.

AN11 Designing Linear Circuits for 5V Operation

This note covers the considerations for designing precision linear circuits which must operate from a single 5V supply. Applications include various transducer signal conditioners, instrumentation amplifiers, controllers and isolated data converters.

AN15 Circuitry for Single Cell Operation

1.5V powered circuits for complex linear functions are detailed. Designs include a V/F converter, a 10-bit A/D, sample-hold amplifiers, a switching regulator and other circuits. Also included is a section of component considerations for 1.5V powered linear circuits.

AN19 LT1070 Design Manual

This design manual is an extensive discussion of all standard switching configurations for the LT1070; including buck, boost, flyback, forward, inverting and "Cuk." the manual includes comprehensive information on the LT1070, the external components used with it, and complete formulas for calculating component values.

AN25 Switching Regulators for Poets

Subtitled "A Gentle Guide for the Trepidatious," this is a tutorial on switching regulator design. the text assumes no switching regulator design experience, contains no equations, and requires no inductor construction to build the circuits described.

Designs detailed include flyback, isolated telecom, off-line, and others. Appended sections cover component considerations, measurement techniques and steps involved in developing a working circuit.

AN29 Some Thoughts on DC/DC Converters

This note examines a wide range of DC/DC converter applications. Single inductor, transformer, and switched-capacitor converter designs are shown. Special topics like low noise, high efficiency, low quiescent current, high voltage, and wide-input voltage range converters are covered. Appended sections explain some fundamental properties of different types of converters.

AN30 Switching Regulator Circuit Collection

Switching regulators are of universal interest. Linear Technology has made a major effort to address this topic. A catalog of circuits has been compiled so that a design engineer can swiftly determine which converter type is best. This catalog serves as a visual index to be browsed through for a specific or general interest.

AN31 Linear Circuits for Digital Systems

Subtitled "Some Affable Analogs for Digital Devotees," discusses a number of analog circuits useful in predominantly digital systems. V_{P-P} generators for flash memories receive extensive treatment. Other examples include a current loop transmitter, dropout detectors, power management circuits, and clocks.

AN32 High Efficiency Linear Regulators

Presents circuit techniques permitting high efficiency to be obtained with linear regulation. Particular attention is given to the problem of maintaining high efficiency with widely varying inputs, outputs and loading. Appendix sections review component characteristics and measurement methods.

AN35 Step-Down Switching Regulators

Discusses the LT1074, an easily applied step-down regulator IC. Basic concepts and circuits are described along with more sophisticated applications. Six appended sections cover LT1074 circuitry detail, inductor and discrete component selection, current measuring techniques, efficiency considerations and other topics.

AN37 Fast Charge Circuits for NiCad Batteries

Safe, fast charging of NiCad batteries is attractive in many applications. This note details simple, thermally-based fast charge circuitry for NiCads. Performance data is summarized and compared to other charging methods.

AN39 Parasitic Capacitance Effects in Step-Up Transformer Design

This note explores the causes of the large resonating current spikes on the leading edge of the switch current waveform. These anomalies are exacerbated in very high voltage designs.

AN44 LT1074/LT1076 Design Manual

This note discusses the use of the LT1074 and LT1076 high efficiency switching regulators. These regulators are specifically designed for ease of use. This application note is intended to eliminate the most common errors that customers make when using switching regulators as well as offering insight into the inner workings of switching designs. There is an entirely new treatment of inductor design based upon simple mathematical formulas that yield direct results. There are extensive tutorial sections devoted to the care and feeding of the Positive Step-Down (Buck) Converter, the Tapped Inductor Buck Converter, the Positive-to-Negative Converter and the Negative Boost Converter. Additionally, many troubleshooting hints are included as well as oscilloscope techniques, soft-start architectures, and micropower shutdown and EMI suppression methods.

AN46 Efficiency Characteristics of Switching Regulator Circuits

Efficiency varies for different DC/DC converters. This application note compares the efficiency characteristics of some of the more popular types. Step-Up, step-down, flyback, negative-to-positive, and positive-to-negative are shown. Appended sections discuss how to select the proper aluminum electrolytic capacitor and explain power switch and output diode loss calculations.

AN49 Illumination Circuitry for Liquid Crystal Displays

Current generation portable computers and instruments utilize backlight liquid crystal displays. the back light requires a highly efficient, high voltage AC source as well as other supply circuitry. AN49 details these circuits and also includes sections on efficiency measurements and instrumentation considerations. A separate section discusses physical and layout considerations for the display.

AN51 Power Conditioning for Notebook and Palmtop Systems

Notebook and palmtop systems need a number of voltages developed from a battery. Competitive solutions require small size, high efficiency and light weight. This publication includes circuits for high efficiency 5V and 3.3V switching and linear regulators, back light display drivers and battery chargers. All the circuits are specifically tailored for the requirements outlined above.

AN52 Linear Technology Magazine Circuit Collection, Vol 1

This application note consolidates the circuits from the first few years of *Linear Technology* magazine into one publication. Presented in the note are a variety of circuits ranging from a 50W high efficiency (>90%) switching regulator to steep roll-off filter circuits with low distortion to 12-bit differential temperature measurement systems.

AN53 Micropower High-Side MOSFET Drivers

This application note describes the operation of high-side N-channel MOSFET switch drivers designed specifically for operation in battery-powered equipment, such as notebook and palmtop computers and portable medical instruments. A selection guide simplifies the proper choice of MOSFET and driver for a particular high-side switch application. Circuits to drive and protect load impedances ranging from large inductors to large capacitors are described and a section on surface mount and copper clad shunts is included.

AN54 Power Conversion from Milliamps to Amps at Ultra High Efficiency (Up to 95%)

This application note discusses the use of the LTC1147, LTC1148, and LTC1149 ultra high efficiency switching regulators in a wide variety of applications. These controllers feature a current-mode architecture which includes an automatic low current operating mode called Burst Mode™ operation, making greater than 90% efficiencies possible at output currents as low as 10mA. This feature maximizes battery life while a product is in sleep or standby modes. In addition, the LTC1148 and LTC1149 are synchronous switching regulators which achieve high efficiency conversion from 10mA to 10A.

AN55 Techniques for 92% Efficient LCD Illumination

This publication details several LCD backlight circuits which feature 92% efficiency. Other benefits include low voltage operation, synchronizing capability, higher output power for color displays, and extended dimming range. Extensive coverage of practical issues includes layout problems, multi-lamp displays, safety and reliability concerns and efficiency and photometric measurements. Also included is a review of circuits which did not work along with appropriate commentary.

AN58 5V to 3.3V Converters for Microprocessor Systems

Many popular microprocessors operate from 3.3V supplies, yet they are used in systems where the predominate source of power is 5V. AN58 presents a collection of both linear and switching regulator solutions for conversion of 5V to 3.3V at currents ranging from 100mA to 20A. Applications information and a comparison of various bypass capacitor types is included. Most of the designs can be easily modified for other intermediate voltages such as 3.45V, 3.7V, and 4.1V.

AN59 Applications of the LT1300 and LT1301 Micropower DC/DC Converters

This note covers operation and applications of the LT1300 and LT1301 high efficiency micropower step-up DC/DC converter ICs. Internal operation of the ICs is described in detail. A variety of applications are presented, ranging from straightforward 2-cell to 5V converters and 5V to 12V converters to exotic transducer-based circuits such as flame detectors and CCFL drivers. Converters from both 2-cell and 4-cell inputs are included. Operating hours at various load currents are presented and relative merits of different battery types are discussed.

AN60 PCMCIA Card and Card Socket Power Management

Most portable systems have expansion sockets conforming to the standards set by the Personal Computer Memory Card International Association (PCMCIA). This standard requires the host to perform an unusual amount of switching on both the V_{CC} and V_{P-P} voltage lines. Card designers face difficult power management and DC/DC conversion issues of their own. Board real estate and component height are at a premium making design difficult and component selection critical. This application note discusses in detail both the host and card designer issues and highlights several new products designed specifically for these applications.

AN61 Practical Circuitry for Measurement and Control Problems

This collection of circuits was worked out between June 1991 and July of 1994. Most were designed at customer request or are derivatives of such efforts. Types of circuits include power converters, transducer signal conditioners, amplifiers and signal generators. Specific circuits include low noise amplifiers, high power single cell DC/DC converters, portable high accuracy barometers, a 10mHz 1% accuracy RMS/DC converter, and random noise generators. Appended sections cover noise theory and present a historical perspective of wideband amplifiers.

AN63 Power Supply Modules for the P54C-VR Pentium® Microprocessor

This application note describes the design of both linear and switching regulators which provide power for 90MHz Pentium® processors. The circuits are intended to comply with Intel's modular power supply specification and provide sufficient power for cache RAM and chip sets in addition to the CPU. They are also capable of providing the additional power required by an upgrade "overdrive" processor.

AN64 Using the LTC1325 Battery Management IC

Application Note 64 details characteristics of various battery types and appropriate charging management schemes. The LTC1325 battery management IC is highlighted along with information for applying it to any type battery. Techniques and circuitry for conditioning, charging and monitoring NiCd, NiMH, Li-Ion and Lead-Acid batteries are presented.

AN65 A Fourth Generation of LCD Backlight Technology

This publication, LTC's fourth effort devoted to LCD backlighting in as many years, treats the subject comprehensively. The text considers lamps, display and layout induced losses, circuitry, efficiency related issues, optimization and measurement techniques. Twelve appended sections cover lamp types, mechanical design, electrical and photometric measurement, layout, circuitry and related topics.

AN66 Linear Technology Magazine Circuit Collection, Volume II

Application Note 66 is a compendium of "power circuits" from the first five years of *Linear Technology*. This application note contains circuits that can power most any system you can imagine, from desktop computer systems to micropower systems for portable and handheld equipment. Also included here are circuits that provide 300W or more of power factor corrected DC from a universal input. Battery chargers are included, some that charge several battery types, some that are optimized to charge a single type. MOSFET drivers, high side switches and H-bridge driver circuits are also included, as is an article on simple thermal analysis.

AN68 LT1510 Design Manual

This application note is a comprehensive look at battery charger design using the LT1510. The LT1510 is a complete battery charger, incorporating a switching regulator with an integrated switch. It allows complete battery charger circuits to be built with efficiencies in the 90% range. This app note gives comprehensive information on the operation of the LT1510, component selection for all types of chargers and many important hints and tips for incorporating the LT1510 into a system. Also included is a section on battery types and how to charge and terminate charge for each type of battery (NiMH, NiCd, Li-Ion and Lead Acid).

AN69 LT1575 UltraFast Linear Controller Makes Fast Transient Response Power Supplies

AN69 describes considerations for linear regulators based on the LT1575 UltraFast™ Linear Regulator controller. The LT1575 drives an external MOSFET pass transistor as an overdriven source follower. This configuration results in an extremely high speed regulation loop which minimizes the need for output capacitors. Target applications are state of the art microprocessor core supplies which exhibit large, high speed load transients while having very tight supply voltage tolerance requirements. The application note shows numerous examples of circuit implementations and offers detailed discussions of design considerations.

AN70 A Monolithic Switching Regulator with 100µV Output Noise

This publication details circuitry and applications considerations for the LT1533 low noise switching regulator. Eleven DC/DC converter circuits are presented, some offering <100µV output noise in a 100MHz bandwidth. Tutorial sections detail low noise DC/DC design, measurement, probing and layout techniques, and magnetics selection.

AN73 LT1339 Design Manual

This application note contains detailed design information to allow the reader to craft switching regulators using the LT1339 high power synchronous DC/DC converter. The note provides expanded pin descriptions for the LT1339 as well as easy-to-use graphical tools for the design of high power synchronous buck and boost converters. The manual includes extensive information on the LT1339 and the external components used with it along with formulas and/or graphics to calculate component values.

AN75 Circuitry for Signal Conditioning and Power Conversion

This publication includes designs for data converters and signal conditioners, transducer circuits, crystal oscillators and power converters. Wideband and micropower circuitry receive special attention. Tutorials on micropower design techniques and parasitic effects of test equipment are included.

AN76 OPTI-LOOP Architecture Reduces Output Capacitance and Improves Transient Response

Loop compensation is an uncomfortable subject for many engineers. Experienced power supply designers know that optimum loop compensation is necessary to get the best performance from their power supplies. This application note discusses power supply loop compensation utilizing the features provided by the OPTI-LOOP™ architecture. Loop compensation basics are presented and simple equations are given for frequency response approximations. Typical transient response requirements for the system supply and CPU supply, used in notebook computers, are discussed. Output voltage transient response waveforms and Bode plots are shown for both optimized and nonoptimized control loops as well as for circuits with optimized loops using different output capacitors. Although this publication focuses on circuits using the LTC1628, LTC1735 and LTC1736, the information applies to all regulators equipped with OPTI-LOOP architecture.

AN77 High Efficiency, High Density, PolyPhase Converters for High Current Applications

This application note addresses the following questions. How much do I gain by using a PolyPhase™ architecture? How many phases do I need for my application? How do I design a PolyPhase converter? The design example of an LTC1629-based, 6-phase 90A power converter is presented. The mathematical equations and graphical curves for calculating the ripple currents are included.

AN81 Ultracompact LCD Backlight Inverters

It has become desirable to fashion laptop computers with large area screens, leaving little room for the display's backlight inverter electronics. Miniaturization limitations of high voltage magnetic transformers impose limits on achievable space reduction. Another voltage step-up technology, piezoelectric transformers, permits the desired size reduction and provides additional benefits. This publication describes practical piezoceramic transformers and support circuitry. Ancillary benefits of the piezoelectric approach are also described. Appended sections detail transformer operation and feedback loop considerations.

AN83 Performance Verification of Low Noise, Low Dropout Regulators

In an increasing trend, telecommunications, networking, audio and instrumentation require low noise power supplies. In particular, there is interest in low noise, low dropout linear regulators (LDO). Establishing and specifying LDO dropout performance is relatively easy to do. Verifying that a regulator meets dropout specification is similarly straightforward. Accomplishing the same missions for noise and noise testing is considerably more involved. The noise bandwidth of interest must be called out, along with operating conditions. Low noise performance is effected by numerous subtleties; changes in operating conditions can cause unwelcome surprises. Because of this, LDO noise must be quoted under specified operating and bandwidth conditions to be meaningful. Failure to observe this precaution results in misleading data and erroneous conclusions. This Application Note suggests a noise testing method, details its implementation and presents results.

AN84 Linear Technology Magazine Circuit Collection, Volume IV

Application Note 84 is a collection of “power circuits” from the years 1996 through 1998 as seen in the pages of *Linear Technology* magazine. This Application Note collects circuits that can output tens of amps to circuits that can operate a handheld device for several years. In addition to a wide variety of traditional power supply circuits (Buck, Boost, Inverting, Flyback, Linear Regulators, etc.) we include circuits for charging batteries, several Power Management circuits as well as circuits that highlight a very low noise switching regulator.

AN85 Low Noise Varactor Biasing with Switching Regulators

Telecommunication, satellite links and set-top boxes all require tuning a high frequency oscillation. The actual tuning element, a varactor diode, requires high voltage bias for operation. The high voltage bias must be free of noise to prevent unwanted oscillator outputs. This publication details a method for generating noise-free high voltage from low voltage inputs using switching regulators. Spurious oscillator outputs are below -90dBc. Suggested circuit and layout information is included. Appendices cover varactor diode theory and performance verification techniques.

AN88 Ceramic Input Capacitors Can Cause Overvoltage Transients

When it comes to input filtering, ceramic capacitors are a great choice. They offer high ripple current rating and low ESR and ESL. Also, ceramic capacitors are not very sensitive to over voltage and can be used without derating the operating voltage. However, designers must be aware of a potential overvoltage condition that is generated when input voltage is applied abruptly. After applying an input voltage step, typical input filter circuits with ceramic capacitors can generate voltage transients twice as high as the input voltage. Application Note 88 describes how to efficiently use ceramic capacitors for input filters and how to avoid potential problems due to input voltage transients.

AN89 A Thermoelectric Cooler Temperature Controller for Fiber Optic Lasers

This application note presents circuitry for maintaining 0.01°C temperature control of fiber optic lasers over wide ambient range variations. The circuitry also features high efficiency power delivery, compact size and low noise. Detailed descriptions of circuitry and results are given with special emphasis on thermal loop optimization. An appended section covers practical considerations for thermoelectric cooler-based control loops.

AN90 Current Sources for Fiber Optic Lasers

A large group of fiber optic lasers are powered by DC current. Laser drive is supplied by a current source with modulation added to the signal. The current source, although conceptually simple, constitutes an extraordinarily tricky design problem. There are a number of practical requirements for a fiber optic current source and failure to consider them can cause laser and/or optical component destruction. This application note describes ten laser current source circuits with a range of capabilities. High and low current types are presented, along with designs for grounded anode, cathode or floating operation. Each circuit also includes laser protection features. Appended sections cover laser load simulation and current source noise measurement techniques.

AN92 Bias Voltage and Current Sense Circuits for Avalanche Photodiodes

Avalanche photodiodes, used in laser based fiberoptic systems, require high voltage bias and accurate, wide range current monitoring. Bias voltage varies from 15V–90V and current ranges from 100nA to 1mA, a 10,000:1 dynamic range. This publication presents various 5 volt powered circuits which meet these requirements. Appended sections detail specific circuit techniques and cover measurement practice.

AN95 Simple Circuitry for Cellular Telephone/Camera Flash Illumination

This publication concerns implementation of high quality “Flash” illumination in cellular telephones/cameras. Performance vs LED based illumination is discussed and flashlamp operation reviewed. Considerations for support circuitry are given, and a practical circuit, accompanied by performance data, is described. Layout and RFI issues are treated and a sample layout provided. An appended section details operation of the LT3468 flash capacitor charger used in the text’s circuit and lists appropriate magnetic components.

AN98 Signal Sources, Conditioners and Power Circuitry

Eighteen circuits are presented in this compilation. Signal sources include a voltage controlled current source, an amplitude/frequency stabilized sine wave oscillator, a versatile, 0V to 50V wideband level shift and four sub-nanosecond pulse generators with risetimes as low as 20ps. Five signal conditioners appear; a unique, single positive rail powered amplifier with output to (and below) zero volts, a milliohmeter, a 0.02% accurate instrumentation amplifier with 120dB CMRR at 125V_{CM}, a 100MHz switch with 5mV control channel feedthrough and a 5V powered, 15ppm linearity quartz stabilized V→F, converter. The power circuits section features a Xenon flashlamp supply, two 5V powered, 0V to 300V DC/DC converters, a fixed 200V output circuit for APD bias, a 100W 0V to 500V, 28V powered converter and a high current paralleling scheme for linear regulators. Two appended sections consider measurement technique and connection practice in sub-nanosecond circuits.

AN100 Recommended Land Pad Design, Assembly and Rework Guidelines for DC/DC μ Module in LGA Package

AN100 describes the best practice approach for the use of the LTC μ Module. Emphasis is placed on getting the best results in the customer application. AN100 is a general guideline with 5 areas of interest—manufacturing considerations, PCB design guidelines, screen printing processes, package to board assembly, and rework. Each area contains details to improve the workability of the μ Module. Specific recommendations are also made to improve stencil design and package reliability.

AN101 Minimizing Switching Regulator Residue in Linear Regulator Outputs

Linear regulators are commonly employed to post-regulate switching regulator outputs. Benefits include improved stability, accuracy, transient response and lowered output impedance. Ideally, these performance gains would be accompanied by markedly reduced switching regulator generated ripple and spikes. In practice, all linear regulators encounter some difficulty with ripple and spikes, particularly as frequency rises. This publication explains the causes of linear regulators’ dynamic limitations and presents board level techniques for improving ripple and spike rejection. A hardware based ripple/spike simulator is presented, enabling rapid breadboard testing under various conditions. Three appendices review ferrite beads, inductor based filters and probing practice for wideband, sub-millivolt signals.

AN103 LTM4600 DC/DC μ Module™ Thermal Performance

This application note provides an extensive guideline for the thermal performance of the LTM4600 μ Module. The LTM4600 is characterized with and without heatsinking over an extended operating temperature range. De-rating curves are derived with the different heatsinking types, and the equivalent θ_{JA} (thermal resistance) is derived. The different θ_{JA} parameters are tabulated with reference to the different test conditions.

AN104 Transient Load Testing for Voltage Regulators

Semiconductor memory, card readers, microprocessors, disc drives, piezoelectric devices and digitally based systems furnish transient loads that a voltage regulator must service. Ideally, regulator output is invariant during a load transient. In practice, some variation is encountered and becomes problematic if allowable operating voltage tolerances are exceeded. This mandates testing the regulator and its associated support components to verify desired performance under transient loading conditions. Various methods are employable to generate transient loads, allowing observation of regulator response. This application note presents open and closed loop transient load testing circuitry with measured performance taken under various conditions. Practical considerations for a memory supply voltage regulator are reviewed. Four appended sections cover capacitor parasitics and their effects on load transient response, output capacitor selection, probing techniques and a stabilized transient load tester.

AN107 Extending the Input Voltage Range of PowerPath Circuits for Automotive and Industrial Applications

The voltage range of Linear Technology's PowerPath circuits can be easily extended with just a few components, thus allowing them to meet the needs of virtually all applications. This application note presents solutions for circuits that must withstand large negative voltages, a reverse adapter input for example, and circuits that must withstand large positive inputs, such as automotive load-dump.

AN108 LTC3207/LTC3207-1 User's Guide

The LTC3207/LTC3207-1 is a 600mA LED/Camera driver which illuminates 12 Universal LEDs (ULEDs) and one camera flash LED. The (ULEDs) are considered universal because they may be individually turned on or off, set in general purpose output (GPO) mode, set to blink at a selected on-time and period, or gradate on and off at a selected gradation rate. This device also has an external enable (ENU) pin that may be used to blink, gradate, or turn on/off the LEDs without using the I²C bus. This may be useful if the microprocessor is in sleep or standby mode. If used properly, these features may save valuable memory space, programming time, and reduce the I²C traffic.

AN110 LTM4601 DC/DC μ Module™ Thermal Performance

This application note provides an extensive guideline for the thermal performance of the LTM4601 μ Module. The LTM4601 is characterized with and without heatsinking over an extended operating temperature range. De-rating curves are derived with the different heatsinking types, and the equivalent θ_{JA} (thermal resistance) is derived. The different θ_{JA} parameters are tabulated with reference to the different test conditions.

AN111 LTC3219 User's Guide

The LTC3219 is a 250mA LED driver which illuminates 9 Universal LEDs (ULEDs). The ULEDs are considered universal because they may be individually turned on or off, set in general purpose output (GPO) mode, set to blink at a selected on-time and period, or gradate on and off at a selected gradation rate. This device also has an external enable (ENU) pin that may be used to blink, gradate, or turn on/off the LEDs without using the I²C bus. This may be useful if the microprocessor is in sleep or standby mode. If used properly, these features may save valuable memory space, programming time, and reduce I²C traffic.

AN112 Developments in Battery Stack Voltage Measurement

Automobiles, aircraft, marine vehicles, uninterruptible power supplies and telecom hardware represent areas utilizing series connected battery stacks. These stacks of individual cells may contain many units, reaching potentials of hundreds of volts. In such systems it is often desirable to accurately determine each individual cell's voltage. Obtaining this information in the presence of the high "common mode" voltage generated by the battery stack is more difficult than might be supposed.

AN113 Power Conversion, Measurement and Pulse Circuits

This ink marks LTC's eighth circuit collection publication. We are continually surprised, to the point of near mystification, by these circuit amalgams seemingly limitless appeal. Reader requests ascend rapidly upon publication, remaining high for years, even decades. All LTC circuit collections, despite diverse content, share this popularity, although just why remains an open question. Why is it? Perhaps the form; compact, complete, succinct and insular. Perhaps the freedom of selection without commitment, akin to window shopping. Or, perhaps, simply the pleasure of new recruits for the circuit aficionados intellectual palate. Locally based electrosociologists, spinning elegantly contrived theories, offer explanation, but no convincing evidence is at hand. What is certain is that readers are attracted to these compendiums and that calls us to attention. As such, in accordance with our mission to serve customer preferences, this latest collection is presented. Enjoy.

AN114 Evaluating the Integrity of LGA Package, 2nd Level Interconnect for μ Module Family of Products

A good interconnect solution provides performance and cost benefits, ease of manufacturing, and meets or exceeds industry reliability requirements for any application. When the LGA component interconnect was introduced, board level manufacturers were given the task of incorporating the new component interconnect with their existing process. New interconnects often improve processing, but the acceptance for new interconnects can cause conflicts between the design engineers who need the new capability and manufacturing engineers who must accommodate the new package interconnect with their existing process and equipment. The LGA interconnect offers the designers better thermal and electrical performance and the manufacturing engineers the advantage of using existing equipment and processes, thus reducing both design and manufacturing development cycle times.

AN115 LTC3220/LTC3220-1 User's Guide

This application note illustrates how to program and use the unique features of the LTC3220/LTC3220-1 Universal LED (ULED) Driver. These features include individually controlling, gradually turning on and off, or blinking up to 18 LEDs. This device may also be used to provide digital signal(s) to other devices while in shutdown using a strong pull-down general-purpose output (GPO) and an external power source. Current limited GPO mode may also be used to control other devices using the charge pump output (CPO) of the device or an external supply. A programmable shutdown feature allows the device to go into and out of shutdown returning to its pre-shutdown state. These features give the user vast flexibility and control of LEDs and other devices while saving memory space, programming time, I²C traffic and even battery power.

Data Conversion Application Notes**AN7 Some Techniques for Direct Digitization of Transducer Outputs**

Analog-to-digital conversion circuits which directly digitize low level transducer outputs, without DC preamplification, are presented. Covered are circuits which operate with thermocouples, strain gauges, humidity sensors, level transducers and other sensors.

AN15 Circuitry for Single Cell Operation

1.5V powered circuits for complex linear functions are detailed. Designs include a V/F converter, a 10-bit A/D, sample-and-hold amplifiers, a switching regulator and other circuits. Also included is a section of component considerations for 1.5V powered linear circuits.

AN17 Consideration for Successive Approximation A/D Converters

A tutorial on SAR type A/D converters, this note contains detailed information on several 12-bit circuits. Comparator, clocking, and preamplifier designs are discussed. A final circuit gives a 12-bit conversion in 1.8 μ s. Appended sections explain the basic SAR technique and explore D/A considerations.

AN26 Interfacing the LTC1090/1/2

A collection of interface applications between various microprocessors/controllers and the LTC1090 family of data acquisition systems. The note is divided into sections specific to each interface. The following sections are available:

Number	A/D	Microprocessor/ Microcontroller
AN26A	LTC1090	8051
AN26B	LTC1090	68HC05
AN26C	LTC1090	63705
AN26D	LTC1090	COP820
AN26E	LTC1090	TMS7742
AN26F	LTC1090	COP402N
AN26G	LTC1091	8051
AN26H	LTC1091	68HC05
AN26I	LTC1091	COP820
AN26J	LTC1091	TMS7742
AN26K	LTC1091	COP402N
AN26L	LTC1091	HD63705VO
AN26M	LTC1090	TMS320C25
AN26N	LTC1091/92	TMS320C25
AN26O	LTC1090	Z-80
AN26P	LTC1090	HD64180
AN26Q	LTC1091	HD64180
AN26R	LTC1094	TMS320C25

These interface notes demonstrate the ease with which the LTC1090 family can be interfaced to microprocessors/controllers having either parallel or serial ports. A complete hardware and software description of the interface is included.

AN33 Converting Light to Digits: LTC1099 Half-Flash 8-Bit A/D Converter Digitizes Photodiode Array

This application note describes a Linear Technology "Half-Flash" A/D converter, the LTC1099, being connected to a 256 element line scan photodiode array. This technology adapts itself to handheld (i.e., low power) bar code readers, as well as high resolution automated machine inspection applications.

AN34 LTC1099 Enables PC-Based Data Acquisition Board to Operate DC-20kHz

A complete design for a data acquisition card for the IBM PC is detailed in this application note. Additionally, C language code is provided to allow sampling of data at speed of more than 20kHz. The speed limitation is strictly based on the execution speed of the "C" data acquisition loop. A "Turbo" XT can acquire data at speeds greater than 20kHz. Machines with 80286 and 80386 processors can go faster than 20kHz. The computer that was used as a test bed in this application was an XT running at 4.77MHz and therefore all system timing and acquisition time measurements are based on a 4.77MHz clock speed.

AN36 Interfacing the LTC1290

A collection of interface applications between various microprocessors/controllers and the LTC1290 family of data acquisition systems. The note is divided into sections specific to each interface. The following sections are available:

Number	A/D	Microprocessor/ Microcontroller
AN36A	LTC1290	8051
AN36B	LTC1290	MC68HC05
AN36C	LTC1290/LTC1090	TMS370
AN36D	LTC1290	COP820C
AN36E	LTC1290	TMS7742
AN36F	LTC1290	COP402N
AN36G	LTC1290	Z-80
AN36P	LTC1290	HD64180

These interface notes demonstrate the ease with which the LTC1290 can be interfaced to microprocessors/controllers having either parallel or serial ports. A complete hardware and software description of the interface is included.

AN45 Measurement and Control Circuit Collection

A variety of measurement and control circuits are included in this application note. Eighteen circuits, including Ultralow noise amplifiers, current sources, transducer signal conditioners, oscillators, data converters and power supplies are presented. The circuits emphasize precision specifications with relatively simple configurations.

AN52 Linear Technology Magazine Circuit Collection, Vol 1

This application note consolidates the circuits from the first few years of *Linear Technology* magazine into one publication. Presented in the note are a variety of circuits ranging from a 50W high efficiency (>90%) switching regulator to steep roll-off filter circuits with low distortion to 12-bit differential temperature measurement systems.

AN62 Data Acquisition Circuit Collection

This application note presents a wide variety of data acquisition circuits. The detailed circuit schematics cover 8-, 10-, and 12-bit ADC and DAC applications, serial and parallel digital interfaces, battery monitoring, temperature sensing, isolated interfaces, and connections to various popular microprocessors and microcontrollers. An appendix covers suggested voltage references.

AN67 Linear Technology Magazine Circuit Collection, Volume III

Application Note 67 is a collection of circuits for data conversion, interface and signal processing from the first five years of *Linear Technology*. This application note includes circuits such as fast video multiplexers for high speed video, an ultraselective bandpass filter circuit with adjustable gain, and a fully differential, 8-channel, 12-bit A/D system. The categories included in this app note are data conversion, interface, filters, instrumentation, video/op amps and miscellaneous circuits.

AN71 The Care and Feeding of High Performance ADCs: Get All the Bits You Paid for

This application note describes proper techniques for applying high performance ADCs. It describes the problems designers encounter, how to recognize their symptoms and how to avoid them. Topics include ground planes and grounding, supply and reference bypassing, analog input signal conditioning, sampling clock generation, signal jitter and proper handling of the data outputs. A sample board layout is provided as well as performance curves showing the effects of correct and incorrect application.

AN74 Component and Measurement Advances Ensure 16-Bit DAC Settling Time

DAC DC specifications are relatively easy to verify. AC specifications require more sophisticated approaches to produce reliable information. In particular, the settling time of the DAC and its output amplifier is extraordinarily difficult to determine to 16-bit resolution. This application note presents methods for 16-bit DAC settling time measurement and compares results. Appendices discuss oscilloscope overdrive, frequency compensation, circuit and optimization techniques, layout, power stages and a historical perspective of precision DACs.

AN78 A Collection of Differential to Single-Ended Signal Conditioning Circuits for Use with the LTC2400, a 24-Bit No Latency $\Delta\Sigma$ ADC in an SO-8

This application note describes six low power differential-to-single-ended signal conditioning circuits for the LTC2400 No Latency $\Delta\Sigma^{\text{TM}}$ 24-bit ADC. These circuits offer the customer a number of choices for conditioning differential input signals as low as 5mV to as high as $\pm 2.5V$, as well as operation on a single 5V or $\pm 5V$ supplies. Each circuit description also covers circuit design and implementation techniques that can help preserve the LTC2400's inherently high effective resolution. AN78 concludes with two circuits for digitizing temperature when using an RTD or Type S thermocouple.

AN80 How to Use the World's Smallest 24-Bit No Latency Delta-SigmaTM ADC to its Fullest Potential

Linear Technology's LTC2400 is the world's first 24-bit ADC in an SO-8 package. An innovative new delta-sigma architecture has been developed. The result is a small, highly accurate, simple-to-use delta-sigma ADC. This Application Note was created to educate users on several topics associated with delta-sigma converters and to dispel confusion associated with this new one-shot, or No Latency $\Delta\Sigma^{\text{TM}}$ architecture. The key topics addressed include speed, noise, PGAs line frequency rejection, input current, multiplexing, analog input range and key features differentiating the LTC2400 from other delta-sigma ADCs.

AN86 A Standards Lab Grade 20-Bit DAC with 0.1ppm/ $^{\circ}C$ Drift

This publication details a true 1ppm D-to-A converter. Total DC error of this processor corrected DAC remains within 1ppm from 18-32 $^{\circ}C$, including reference drift. DAC error exclusive of reference drift is substantially better. Construction details and performance verification techniques are included, along with a complete software listing.

AN87 Linear Technology Magazine Circuit Collection, Volume V

Application Note 87 is the fifth in a series that excerpts useful circuits from *Linear Technology* magazine. Data conversion, interface and signal conditioning circuits from issue VI:1 (February 1996) through issue VIII:4 (November 1998) are featured. Like its predecessor, AN67, this Application Note includes circuits for high speed video, interface and hot swap circuits, active RC and switched capacitor filter circuitry and a variety of data conversion and instrumentation circuits. All circuits are conveniently indexed by type.

AN96 Delta Sigma ADC Bridge Measurement Techniques

AN96 features several applications that demonstrate how to take full advantage of Linear Technology's delta sigma ADCs when interfacing to sensors. In many cases, signal conditioning can be greatly simplified or eliminated completely. This note explains where it is appropriate to use amplifiers and how to optimize amplifier gain. Also included are discussions on measuring effective number of bits (ENOB) and the relationship to instrument performance, frequency response of delta sigma ADCs, and test techniques. C source code for all of the applications is included to aid firmware development.

AN113 Power Conversion, Measurement and Pulse Circuits

This ink marks LTC's eighth circuit collection publication. We are continually surprised, to the point of near mystification, by these circuit amalgams seemingly limitless appeal. Reader requests ascend rapidly upon publication, remaining high for years, even decades. All LTC circuit collections, despite diverse content, share this popularity, although just why remains an open question. Why is it? Perhaps the form; compact, complete, succinct and insular. Perhaps the freedom of selection without commitment, akin to window shopping. Or, perhaps, simply the pleasure of new recruits for the circuit aficionados intellectual palate. Locally based electrosociologists, spinning elegantly contrived theories, offer explanation, but no convincing evidence is at hand. What is certain is that readers are attracted to these compendiums and that calls us to attention. As such, in accordance with our mission to serve customer preferences, this latest collection is presented. Enjoy.

Signal Conditioning Application Notes

AN3 Applications for a Switched-Capacitor Instrumentation Building Block

This application note describes a wide range of useful applications for the LTC1043 dual precision instrumentation switched-capacitor building block. Some of the applications described are ultra high performance instrumentation amplifier, lock-in amplifier, wide range digitally controlled variable gain amplifier, relative humidity sensor signal conditioner, LVDT signal conditioner, charge pump F/V and V/F converters, 12-bit A/D converter and more.

AN4 Application for a New Power Buffer

the LT1010 150mA power buffer is described in a number of useful applications such as boosted op amp, a feed-forward, wideband DC stabilized buffer, a video line driver amplifier, a fast sample-and-hold with hold step compensation, an overload protected motor speed controller, and a piezoelectric fan servo.

AN5 Thermal Techniques in Measurement and Control Circuitry

6 applications utilizing thermally based circuits are detailed. Included are a 50MHz RMS to DC converter, and anemometer, a liquid flowmeter and others. A general discussion of thermodynamic considerations involved in circuitry is also presented.

AN6 Applications of New Precision Op Amps

Application considerations and circuits for the LT1001 and LT1002 single and dual precision amplifiers are illustrated in a number of circuits, including strain gauge signal conditioners, linearized platinum RTD circuits, an ultra precision dead zone circuit for motor servos and other examples.

AN9 Application Considerations and Circuits for a New Chopper-Stabilized Op Amp

A discussion of circuit, layout and construction considerations for low level DC circuits includes error analysis of solder, wire and connector junctions. Applications include sub-microvolt instrumentation and isolation amplifiers, stabilized buffers and comparators and precision data converters.

AN10 Methods for Measuring Op Amp Settling Time

the AN10 begins with a survey of methods for measuring op amp settling time. This commentary develops into circuits for measuring settling time to 0.0005%. Construction details and results are presented. Appended sections cover oscilloscope overload limitations and amplifier frequency compensation.

AN12 Circuit Techniques for Clock Sources

Circuits for clock sources are presented. Special attention is given to crystal-based designs including TXCOs and VXCOs.

AN13 High Speed Comparator Techniques

the AN13 is an extensive discussion of the causes and cures of problems in very high speed comparator circuits. A separate applications section presents circuits, including a 0.025% accurate 1Hz to 30MHz V/F converter, a 200ns 0.01% sample-and-hold and a 10MHz fiber-optic receiver. Five appendices covering related topics complete this note.

AN14 Designs for High Frequency Voltage-to-Frequency Converters

A variety of high performance V/F circuits is presented. Included are a 1Hz to 100MHz design, a quartz-stabilized type and a 0.0007% linear unit. Other circuits feature 1.5V operation, sine wave output and nonlinear transfer functions. A separate section examines the trade-offs and advantages of various approaches to V/F conversion.

AN15 Circuitry for Single Cell Operation

1.5V powered circuits for complex linear functions are detailed. Designs include a V/F converter, a 10-bit A/D, sample-and-hold amplifiers, a switching regulator and other circuits. Also included is a section of component considerations for 1.5V powered linear circuits.

AN16 Unique IC Buffer Enhances Op Amp Designs, Tames Fast Amplifiers

This note describes some of the unique IC design techniques incorporated into a fast, monolithic power buffer, the LT1010. Also, some application ideas are described such as capacitive load driving, boosting fast op amp output current and power supply circuits.

AN18 Power Gain Stages for Monolithic Amplifiers

This note presents output stage circuits which provide power gain for monolithic amplifiers. The circuits feature voltage gain, current gain, or both. Eleven designs are shown, and performance is summarized. A generalized method for frequency compensation appears in a separate section.

AN20 Applications for a DC Accurate Lowpass Switched-Capacitor Filter

Discusses the principles of operation of the LTC1062 and helpful hints for its application. Various application circuits are explained in detail with focus on how to cascade two LTC1062s and how to obtain notches. Noise and distortion performance are fully illustrated.

AN21 Composite Amplifiers

Applications often require an amplifier that has extremely high performance in several areas. For example, high speed and DC precision are often needed. If a single device cannot simultaneously achieve the desired characteristics, a composite amplifier made up of two (or more) devices can be configured to do the job. AN21 shows examples of composite approaches in designs combining speed, precision, low noise and high power.

AN22 A Monolithic IC for 100MHz RMS/DC Conversion

AN22 details the theoretical and application aspects of the LT1088 thermal RMS/DC converter. The basic theory behind thermal RMS/DC conversion is discussed and design details of the LT1088 are presented. Circuitry for RMS/DC converters, wideband input buffers and heater protection is shown.

AN23 Micropower Circuits for Signal Conditioning

Low power operation of electronic apparatus has become increasingly desirable. AN23 describes a variety of low power circuits for transducer signal conditioning. Also included are designs for data converters and switching regulators. Three appended sections discuss guidelines for micropower design, strobed power operation and effects of test equipment on micropower circuits.

AN24 Unique Applications for the LTC1062 Lowpass Filter

Highlights the LTC1062 as a lowpass filter in a phase lock loop. Describes how the loop's bandwidth can be increased and the VCO output jitter reduced when the LTC1062 is the loop filter. Compares it with a passive RC loop filter. Also discussed is the use of LTC1062 as simple bandpass and bandstop filter.

AN27A A Simple Method of Designing Multiple Order All Pole Bandpass Filters by Cascading 2nd Order Sections

Presents two methods of designing high quality switched-capacitor bandpass filters. Both methods are intended to vastly simplify the mathematics involved in filter design by using tabular methods. The text assumed no filter design experience but allows high quality filters to be implemented by techniques not presented before in the literature. The designs are implemented by numerous examples using devices from LTC's Switched-Capacitor filter family: LTC1060, LTC1061, and LTC1064. Butterworth and Chebyshev bandpass filters are discussed.

AN28 Thermocouple Measurement

Considerations for thermocouple-based temperature measurement are discussed. A tutorial on temperature sensors summarizes performance of various types, establishing a perspective on thermocouples. Thermocouples are then focused on. Included are sections covering cold-junction compensation, amplifier selection, differential/isolation techniques, protection, and linearization. Complete schematics are given for all circuits. Processor-based linearization is also presented with the necessary software detailed.

AN38 FilterCAD User's Manual, Version 1.00

This note is the manual for FCAD, a computer-aided design program for designing filters with LTC's switched-capacitor filter family. FCAD helps users design good filters with a minimum amount of effort. The experienced filter designer can use the program to achieve better results by providing the ability to play "what if" with the values and configuration of various components.

AN40 Take the Mystery Out of the Switched-Capacitor Filter: the System Designer's Filter Compendium

This note presents guidelines for circuits utilizing LTC's switched-capacitor filters. The discussion focuses on how to optimize filter performance by optimizing the printed wiring board, the power supply, and the output buffering of the filter. Many additional topics are discussed such as how to select the proper filter response for the application and how to characterize a filter's THD for DSP applications.

AN41 Questions and Answers on the SPICE Macromodel Library

This note provides answers to some of the more common questions concerning LTC's Macromodel Library. Topics include hardware and software requirements, model characteristics, and limitations and interpretation of results.

AN42 Voltage Reference Circuit Collection

A wide variety of voltage reference circuits are detailed in this extensive guidebook of circuits. The detailed schematics cover simple and precision approaches at a variety of power levels. Included are 2 and 3 terminal devices in series and shunt modes for positive and negative polarities. Appended sections cover

resistor and capacitor selection and trimming techniques.

- AN43 Bridge Circuits**
Subtitled “Marrying Gain and Balance,” this note covers signal conditioning circuits for various types of bridges. Included are transducer bridges, AC bridges, Wien bridge oscillators, Schottky bridges, and others. Special attention is given to amplifier selection criteria. Appended sections cover strain gauge transducers, understanding distortion measurements, and historical perspectives on bridge readout mechanisms and Wien bridge oscillators.
- AN45 Measurement and Control Circuit Collection**
A variety of measurement and control circuits are included in this application note. Eighteen circuits, including Ultralow noise amplifiers, current sources, transducer signal conditioners, oscillators, data converters and power supplies are presented. The circuits emphasize precision specifications with relatively simple configurations.
- AN47 High Speed Amplifier Techniques**
This application note, subtitled “A Designer’s Companion for Wideband Circuitry,” is intended as a reference source for designing with fast amplifiers. Approximately 150 pages and 300 figures cover frequently encountered problems and their possible causes. Circuits include a wide range of amplifiers, filters, oscillators, data converters and signal conditioners. Eleven appended sections discuss related topics including oscilloscopes, probe selection, measurement and equipment considerations, and breadboarding techniques.
- AN48 Using the LTC Op Amp Macromodels**
LTC’s op amp macromodels are described in detail, along with the theory behind each model and complete schematics of each topology. Extended modeling topics are discussed, such as phase/frequency response modifications and asymmetric slew rate for JFET op amp models. LTC’s macromodels are optimized for accuracy and fast simulation times. Simulation times can be further reduced by using streamlining techniques found throughout AN48.
- AN50 Interfacing to Microprocessor Based 5V Systems**
This application note discusses a variety of approaches for interfacing analog signals to 5V powered systems. Synthesizing a “rail-to-rail” op amp and scaling techniques for A/D converters are covered. A voltage-to-frequency converter, applicable where high resolution is required, is also presented.
- AN56 “Better Than Bessel” Linear Phase Filters for Data Communications**
The pace of the world of digital communications is increasing at a tremendous rate. Each day the engineer is requested to compact more data in the same channel bandwidth with closer channel spacing. This application note discusses some of the requirements and techniques for using the new LTC1064/1164 and LTC1264-7 filters which were designed specifically for digital communications. The terms “channel bandwidth,” “eye diagrams” and “linear phase” filtering are discussed without the need for the “engineering speak” which permeates many textbook explanations of the same subjects.
- AN57 Video Circuit Collection**
AN57, the Video Circuit Collection, features a variety of video circuits designed at LTC. The LT1204 70MHz multiplexer is featured in a number of circuits which require excellent video isolation from channel to channel. High speed voltage and current feedback amplifiers are highlighted throughout the section on video processing circuits. There is a section on applying Current Feedback Amplifiers (CFAs) and a number of articles taken from the *Linear Technology* magazine.
- AN61 Practical Circuitry for Measurement and Control Problems**
This collection of circuits was worked out between June 1991 and July of 1994. Most were designed at customer request or are derivatives of such efforts. Types of circuits include power converters, transducer signal conditioners, amplifiers and signal generators. Specific circuits include low noise amplifiers, high power single cell DC/DC converters, portable high accuracy barometers, a 10MHz 1% accuracy RMS/DC converter, and random noise generators. Appended sections cover noise theory and present a historical perspective of wideband amplifiers.
- AN67 Linear Technology Magazine Circuit Collection, Volume III**
Application Note 67 is a collection of circuits for data conversion, interface and signal processing from the first five years of *Linear Technology*. This application note includes circuits such as fast video multiplexers for high speed video, an ultrasensitive bandpass filter circuit with adjustable gain, and a fully differential, 8-channel, 12-bit A/D system. The categories included in this app note are data conversion, interface, filters, instrumentation, video/op amps and miscellaneous circuits.
- AN72 A Seven Nanosecond Comparator for Single Supply Operation**
AN72 is an extensive discussion of the causes and cures of problems in very high speed comparator circuits. A separate applications section uses the 7ns LT1394 in V-to-F converters, crystal oscillators, clock skew generators, triggers, sampling configurations and a nanosecond pulse stretcher. Appendices cover related topics.
- AN75 Circuitry for Signal Conditioning and Power Conversion**
This publication includes designs for data converters and signal conditioners, transducer circuits, crystal oscillators and power converters. Wideband and micropower circuitry receive special attention. Tutorials on micropower design techniques and parasitic effects of test equipment are included.
- AN79 30 Nanosecond Settling Time Measurement for a Precision Wideband Amplifier**
AN79 modifies methods presented in AN74, permitting verification of 30 nanosecond amplifier settling times to 0.1% resolution. The sampling-based technique used is detailed and results presented. Appendices cover oscilloscope overdrive issues, construction of a subnanosecond rise time pulse generator, amplifier compensation, circuit construction and calibration procedures.
- AN82 Understanding and Applying Voltage References**
Just how do bandgaps and buried Zeners stack up against Weston cells? Did you know your circuit board may induce more drift in a reference than time and temperature? Learn the answers to these and other commonly asked reference questions ranging from burn-in recommendations to ΔV_{BE} generation in this Application Note.
- AN87 Linear Technology Magazine Circuit Collection, Volume V**
Application Note 87 is the fifth in a series that excerpts useful circuits from *Linear Technology* magazine. Data conversion, interface and signal conditioning circuits from issue VI:1 (February 1996) through issue VIII:4 (November 1998) are featured. Like its predecessor, AN67, this Application Note includes circuits for high speed video, interface and hot swap circuits, active RC and switched capacitor filter circuitry and a variety of data conversion and instrumentation circuits. All circuits are conveniently indexed by type.
- AN93 Instrumentation Applications for a Monolithic Oscillator**
Instrumentation applications for a monolithic programmable oscillator are presented in this publication. Circuits include platinum and thermistor based thermometers, an isolated thermometer and three relative humidity signal conditioners. Bipolar and FET input chopper stabilized amplifiers with noise below 45nV (0.1Hz to 10Hz) are detailed. Two clock tunable sine wave generators with settable amplitude appear, as well as a tunable notch filter, an interval generator and an A to D converter. The oscillator’s performance is contrasted against other approaches and its interval operation discussed.
- AN94 Slew Rate Verification for Wideband Amplifiers**
Wideband amplifiers achieve slew rates beyond 2500V/ μ s. Verifying slew rates at this speed requires special techniques. In particular, a subnanosecond rise time input step is necessary for accurate slew rate measurement. A pulse generator with a 360 picosecond rise time is shown, and its construction detailed. Slew rate test results using this generator are presented and compared to data taken with slower rise time generators. Appendices cover high speed measurement technique, generator output level shifting and picosecond signal path construction considerations.
- AN98 Signal Sources, Conditioners and Power Circuitry**
Eighteen circuits are presented in this compilation. Signal sources include a voltage controlled current source, an amplitude/frequency stabilized sine wave oscillator, a versatile, 0V to 50V wideband level shift and four sub-nanosecond pulse generators with risetimes as low as 20ps. Five signal conditioners appear; a unique, single positive rail powered amplifier with output to (and below) zero volts, a milliohmeter, a 0.02% accurate instrumentation amplifier with 120dB CMRR at 125V_{CM}, a 100MHz switch with 5mV control channel feedthrough and a 5V powered, 15ppm linearity quartz stabilized V \rightarrow F converter. The power circuits section features a Xenon flashlamp supply, two 5V powered, 0V to 300V DC/DC converters, a fixed 200V output circuit for APD bias, a 100W 0V to 500V, 28V powered converter and a high current paralleling scheme for linear regulators. Two appended sections consider measurement technique and connection practice in sub-nanosecond circuits.
- AN105 Current Sense Circuit Collection**
Sensing and/or controlling current flow is a fundamental requirement in many electronics systems, and the techniques used to do so are as diverse as the applications themselves. This Application Note compiles solutions to current sensing problems and organizes the solutions by general application type. These circuits have been culled from a variety of Linear Technology documents.

AN106 Instrumentation Circuitry Using RMS → DC Converters

It is widely acknowledged that RMS measurement of waveforms furnishes the most accurate amplitude information. Rectify-and-average schemes, usually calibrated to a sine wave, are only accurate for one waveshape. Departures from this waveshape result in pronounced errors. Although accurate, RMS conversion often entails limited bandwidth, restricted range, complexity and difficult to characterize dynamic and static errors. The LTC1966/67/68 RMS converter family addresses these issues, making instrument grade applications practical. A variety of instrumentation oriented applications are presented. Included are basic circuits, a fully isolated AC line monitor, a distortionless AC line voltage regulator, wideband X1000 pre-amplifiers, a quartz crystal RMS current meter, a crystal stabilized AC voltage reference, an RMS amplitude leveled random noise generator and an RMS amplitude level controller. Appended sections cover RMS theory and converter operation, AC measurement and signal handling practice, test equipment recommendations, noise theory and noise diodes.

AN112 Developments in Battery Stack Voltage Measurement

Automobiles, aircraft, marine vehicles, uninterruptible power supplies and telecom hardware represent areas utilizing series connected battery stacks. These stacks of individual cells may contain many units, reaching potentials of hundreds of volts. In such systems it is often desirable to accurately determine each individual cell's voltage. Obtaining this information in the presence of the high "common mode" voltage generated by the battery stack is more difficult than might be supposed.

AN113 Power Conversion, Measurement and Pulse Circuits

This ink marks LTC's eighth circuit collection publication. We are continually surprised, to the point of near mystification, by these circuit amalgams seemingly limitless appeal. Reader requests ascend rapidly upon publication, remaining high for years, even decades. All LTC circuit collections, despite diverse content, share this popularity, although just why remains an open question. Why is it? Perhaps the form; compact, complete, succinct and insular. Perhaps the freedom of selection without commitment, akin to window shopping. Or, perhaps, simply the pleasure of new recruits for the circuit aficionados intellectual palate. Locally based electrosociologists, spinning elegantly contrived theories, offer explanation, but no convincing evidence is at hand. What is certain is that readers are attracted to these compendiums and that calls us to attention. As such, in accordance with our mission to serve customer preferences, this latest collection is presented. Enjoy.

Interface Application Notes

AN67 *Linear Technology Magazine Circuit Collection, Volume III*
Application Note 67 is a collection of circuits for data conversion, interface and signal processing from the first five years of *Linear Technology*. This application note includes circuits such as fast video multiplexers for high speed video, an ultraselective bandpass filter circuit with adjustable gain, and a fully differential, 8-channel, 12-bit A/D system. The categories included in this app note are data conversion, interface, filters, instrumentation, video/op amps and miscellaneous circuits.

AN87 *Linear Technology Magazine Circuit Collection, Volume V*
Application Note 87 is the fifth in a series that excerpts useful circuits from *Linear Technology* magazine. Data conversion, interface and signal conditioning circuits from issue VI:1 (February 1996) through issue VIII:4 (November 1998) are featured. Like its predecessor, AN67, this Application Note includes circuits for high speed video, interface and hot swap circuits, active RC and switched capacitor filter circuitry and a variety of data conversion and instrumentation circuits. All circuits are conveniently indexed by type.

High Frequency Application Notes**AN91 Low Cost Coupling Methods for RF Power Detectors Replace Directional Couplers**

AN91 describes an RF feedback coupling method which eliminates the directional coupler. Instead, a $0.4\text{pF} \pm 0.05\text{pF}$ capacitor and 50Ω resistor are used to feed RF signal back to the LTC power controller. This method reduces coupling loss variations, cost and lead time.

AN97 Accurate Measurement of LT5514 Third Order Intermodulation Products

High linearity RF/IF amplifiers achieve output third order intercept point in excess of +40dBm. Verifying such high OIP3 figures with standard test equipment requires special precautions. This application note provides extensive guidelines for settings of the two-tone source and spectrum analyzer. Also included is a method to qualify the measurement setup prior to the amplifier linearity measurement.

AN99 LT5528 WCDMA ACPR and AltCPR Measurements

ACPR (adjacent channel power ratio) and AltCPR (alternate channel power ratio) are both measures of spectral regrowth. They are important performance metrics for digital communication systems that use, for example, WCDMA (wideband code division multiple access) modulation. This publication highlights key considerations for accurate measurements of these parameters. In particular, highly linear direct I/Q modulators such as the LT5528 require high performance measurement equipment and careful techniques to characterize their spectral regrowth.

AN102 Measuring Phase and Delay Errors Accurately in I/Q Modulators

A large image rejection can be achieved in an RF transmitter system using an I/Q modulator after performing a phase and gain calibration of the I and Q signals. This is usually done by monitoring the RF output signal and using an optimization algorithm in the baseband processor. However, delay errors in the system prevent a good image rejection to extend over a large bandwidth. This application note helps to characterize the delay errors in the system accurately, using a three-step measurement approach. It can derive the corresponding phase errors for each block in the system and the most dominant delay error source(s) can be identified.

AN109 Interfacing RF I/Q Modulators with Popular D/A Converters

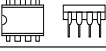

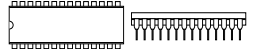
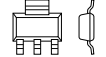

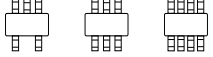



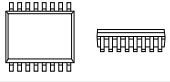


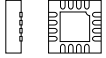
Linear Technology's High Frequency Product lineup includes a variety of RF I/Q modulators. The purpose of this application note is to illustrate the circuits required to interface these modulators with several popular D/A converters. Such circuits typically are required to maximize the voltage transfer from the DAC to the baseband inputs of the modulator, as well as provide some reconstruction filtering.

DN1	New Data Acquisition Systems Communicate with Microprocessors over Four Wires	DN45	Signal Conditioning for Platinum Temperature Transducers	DN86	Ultralow Power, High Efficiency DC/DC Converter Operates Outside the Audio Band
DN2	Sampling of Signals for Digital Filtering and Gate Measurements	DN46	Current Feedback Amplifier “Do’s and Don’ts”	DN87	Fast Regulator Paces High Performance Processors
DN3	Operational Amplifier Selection Guide for Optimum Noise Performance	DN47	Switching Regulator Generates Both Positive and Negative Supply with a Single Inductor	DN88	New 500ksps and 600ksps ADCs Match Needs of High Speed Applications
DN4	New Developments in RS232 Interfaces	DN48	No Design Switching Regulator 5V, 5A Buck (Step-Down) Regulator	DN89	Applications of the LT1366 Rail-to-Rail Amplifier
DN5	Temperature Measurement Using the LTC1090/91/92 Series of Data Acquisition Systems	DN49	No Design Switching Regulator 5V Buck-Boost (Positive-to-Negative) Regulator	DN90	High Efficiency Power Sources for Pentium® Processors
DN6	Operational Amplifier Selection Guide for Optimum Noise Performance	DN50	High Frequency Amplifier Evaluation Board	DN91	5V to 3.3V Circuit Collection
DN7	DC Accurate Filter Eases PLL Design	DN51	Gain Trimming in Instrumentation Amplifier Based Systems	DN92	An Adjustable Video Cable Equalizer using the LT1256
DN8	Inductor Selection for LT1070 Switching Regulators	DN52	DC-DC Converters for Portable Computers	DN93	PCMCIA Socket Voltage Switching (Why Your Portable System Needs SafeSlot™ Protection)
DN9	Chopper Amplifiers Complement a DC Accurate Lowpass Filter	DN53	High Performance Frequency Compensation Gives DC-to-DC Converter 75µs Response with High Stability	DN94	Interfacing to V.35 Networks
DN10	Electrically Isolating Data Acquisition Systems	DN54	A 4-Cell Ni-Cad Regulator/Charger for Notebook Computers	DN95	Capacitor and EMI Considerations for New High Frequency Switching Regulators
DN11	Achieving Microamp Quiescent Current in Switching Regulators	DN55	New Low Cost Differential Input Video Amplifiers Simplify Designs and Improve Performance	DN96	LTC1451/52/53: 12-Bit Rail-to-Rail Micropower DACs in an SO-8
DN12	An LT1013 and LT1014 Op Amp SPICE MacroModel	DN56	3V Operation of Linear Technology Op Amps	DN97	Flash Memory VPP Generator Reference Designs
DN13	Closed-Loop Control with the LTC1090 Series of Data Acquisition Systems	DN57	Video Circuits Collection	DN98	Highly Integrated High Efficiency DC/DC Conversion
DN14	Extending the Applications of 5V Powered RS232 Transceivers	DN58	A Simple, Surface Mount Flash Memory V _{P-P} Generator	DN99	LT1182 Floating CCFL with Dual Polarity Contrast
DN15	Noise Calculations in Op Amp Circuits	DN59	5V High Current Step-Down Switchers	DN100	Dual Output Regulator Uses Only One Inductor
DN16	Switched-Capacitor Lowpass Filters for Anti-Aliasing Applications	DN60	The LTC1096 and 1097: Micropower, SO-8, 8-Bit A/Ds Sample at 1kHz on 3µA of Supply Current	DN101	A Precision Wideband Current Probe for LCD Backlight Measurement
DN17	Programming Pulse Generators for Flash EPROMs	DN61	Peak Detectors Gain in Speed and Performance	DN102	RS485 Transceivers Reduce Power and EMI
DN18	A Battery-Powered Laptop Computer Power Supply	DN62	No Design Offline Power Supply	DN103	New LTC1266 Switching Regulator Provides High Efficiency at 10A Loads
DN19	A Two-Wire Isolated and Powered 10-Bit Data Acquisition System	DN63	2 AA Cells Replace 9V Battery, Extend Operating Life	DN104	LTC1410: 1.25Msps 12-Bit A/D Converter Cuts Power Dissipation and Size
DN20	Hex Level Shift Shrinks Board Space	DN64	RS232 Transceivers for Handheld Computers Withstand 10kV ESD	DN105	LTC1265: A New, High Efficiency Monolithic Buck Converter
DN21	Floating Input Extends Regulator Capabilities	DN65	Send Color Video 1000 Feet Over Low Cost Twisted-Pair	DN106	The LTC1392: Temperature and Voltage Measurement in a Single Chip
DN22	New 12-Bit Data Acquisition Systems Communicate with Microprocessors over Four Wires	DN66	New 5V and 3V, 12-Bit ADCs Sample at 300kHz on 75mW and 140kHz on 12mW	DN107	C-Load™ Op Amps Conquer Instabilities
DN23	Micropower, Single Supply Applications: (1) A Self-Biased, Buffered Reference (2) Megaohm Input Impedance Difference Amplifier	DN67	A 1mV Offset, Clock-Tunable, Monolithic 5-Pole Lowpass Filter	DN108	250kHz, 1mA I _Q Constant Frequency Switcher Tames Portable Systems Power
DN24	Complex Data Acquisition System Uses Few Components	DN68	New Synchronous Step-Down Switching Regulators Achieve 95% Efficiency	DN109	Micropower Buck/Boost Circuits, Part 1: Converting Three Cells to 3.3V
DN25	A Single Amplifier, Precision High Voltage Instrument Amp	DN69	Low Parts Count DC/DC Converter Circuit with 3.3V and 5V Outputs	DN110	Micropower Buck/Boost Circuits, Part 2: Converting Four Cells to 5V
DN26	Auto-Zeroing A/D Offset Voltage	DN70	A Broadband Random Noise Generator	DN111	LT1510 High Efficiency Lithium-Ion Battery Charger
DN27	Design Considerations for RS232 Interfaces	DN71	Regulator Circuit Generates Both 3.3V and 5V Outputs from 3.3V or 5V to Run Computers and RS232	DN112	LTC1390: A Versatile 8-Channel Multiplexer
DN28	A SPICE Op Amp Macromodel for the LT1012	DN72	Single LTC1149 Delivers 3.3V and 5V at 17W	DN113	Big Power for Big Processors: The LTC1430 Synchronous Regulator
DN29	A Single Supply RS232 Interface for Bipolar A/D Converters	DN73	A Simple High Efficiency, Step-Down Switching Regulator	DN114	The LTC1267 Dual Switching Regulator Controller Operates from High Input Voltages
DN30	RS232 Transceiver with Automatic Power Shutdown Control	DN74	Techniques for Deriving 3.3V from 5V Supplies	DN115	Create a Virtual Ground with the LT1118-2.5 Sink/Source Voltage Regulator
DN31	Isolated Power Supplies for Local Area Networks	DN75	RS232 Interface Circuits for 3.3V Systems	DN116	Micropower 12-Bit ADCs Shrink Board Space
DN32	A Simple Ultralow Dropout Regulator	DN76	PC Card Power Management Techniques	DN117	70mΩ Protected Load Management Switch
DN33	Powering 3.3V Digital Systems	DN77	Single LTC1149 Provides 3.3V and 5V in Surface Mount	DN118	IR LocalTalk Link has Superior Range and Ambient Rejection
DN34	Active Termination for SCSI-2 Bus	DN78	Triple Output 3.3V, 5V, and 12V High Efficiency Notebook Power Supply	DN119	LT1580 Fast Response Low Dropout Regulator Achieves 0.4 Dropout at 4 Amps
DN35	12-Bit 8-Channel Data Acquisition System Interface to IBM PC Serial Port	DN79	Single 4-Input IC Gives Over 90dB Crosstalk Rejection at 10MHz and is Expandable	DN120	The LT1304: Micropower DC/DC Converter with Independent Low-Battery Detector
DN36	Ultralow Noise Op Amp Combines Chopper and Bipolar Op Amps	DN80	ESD Testing for RS232 Interface Circuits	DN121	New Micropower, Low Dropout Regulators Ease Battery Supply Designs
DN37	High Dynamic Range Bandpass Filters for Communication	DN81	4 × 4 Video Crosspoint has 100MHz Bandwidth and 85dB Rejection at 10MHz	DN122	Dual Regulators Power Pentium® Processor or Upgrade CPU
DN38	Applications for a New Micropower, Low Charge Injection Analog Switch	DN82	5V to 3.3V Regulator with Fail-Safe Switchover	DN123	Ultralow Power Comparators Include Reference
DN39	Low Power CMOS RS485 Transceiver	DN83	C-Load™ Op Amps Tame Instabilities	DN124	Fused Lead Battery Charger ICs Need No Heat Sinks
DN40	Designing with a New Family of Instrumentation Amplifiers	DN84	Source Resistance Induced Distortion in Op Amps	DN125	Monolithic DC/DC Converters Break Speed Limits to Shrink Board Space
DN41	Switching Regulator Allows Alkalines to Replace NiCads	DN85	Interfacing to Apple LocalTalk® Networks	DN126	The LT1166: Power Output Stage Automatic Bias System Control IC
DN42	Chopper vs Bipolar Op Amps – An Unbiased Comparison				
DN43	LT1056 Improved JFET Op Amp Macromodel Slews Asymmetrically				
DN44	A Single Ultralow Dropout Regulator				

Amps, Refs, Filters, Comps	DN127	3V and 5V 12-Bit Rail-to-Rail Micropower DACs Combine Flexibility and Performance	DN166	“LCD Bias” and “Backup Supply” Applications for the LT1316 Micropower DC/DC Converter	DN204	UL Isolated Self-Powered Sensing
	DN128	LT1307 Single-Cell Micropower Fixed-Frequency DC/DC Converter Needs No Electrolytic Capacitors	DN167	The LTC1590: Applications Versatility of Dual 12-Bit DAC	DN205	Tiny RGB Video Multiplexer Switches Pixels at 100MHz
	DN129	Precision Receiver Delay Improves Data Transmission	DN168	RS485 Transceivers Operate at 52Mbps Over 100 Feet of Unshielded Twisted Pair	DN206	LTC1702/LTC1703 Switching Regulator Controllers Set a New Standard for Transient Response
	DN130	Power Supplies for Subscriber Line Interface Circuits	DN169	LTC1560-1 Tiny 1MHz Lowpass Filter Uses No Inductors	DN207	LTC2400 High Accuracy Differential to Single-Ended Converter for $\pm 5V$ Supplies
	DN131	The LTC1446/LTC1446L: World’s First Dual 12-Bit DACs in SO-8	DN170	Battery Backup Regulator is Glitch-Free and Low Dropout	DN208	Low Dropout 550kHz DC/DC Controller Operates from Inputs as Low as 2V
	DN132	Fast Current Feedback Amplifiers Tame Low Impedance Loads	DN171	Maximize Dynamic Range with the LT1466L Micropower Rail-to-Rail Op Amp	DN209	2-Step Voltage Regulation Improves Performance and Decreases CPU Temperature in Portable Computers
	DN133	Low Input Voltage CCFL Power Supply	DN172	High Efficiency Linear and Switching Solutions for Splitting a Digital Supply	DN210	2-Phase, Dual Switching Regulator Fits in Tight Places
	DN134	Telephone Ring-Tone Generation	DN173	New 16-Bit SO-8 DAC Has 1LSB (Max) INL and DNL Over Industrial Temperature Range	DN211	Low Cost, High Efficiency 30A Low Profile PolyPhase Converter
	DN135	Efficient Processor Power System Needs no Heat Sink	DN174	10Mbps Multiple Protocol Serial Chip Set: Net1 and Net2 Compliance by Design	DN212	LT1777 High Voltage, Low Noise Buck Switching Regulator
	DN136	LT1462/LT1463/LT1464/LT1465: Micropower Dual and Quad JFET Op Amps Feature pA Input Bias Currents and C-Load Drive Capability	DN175	Off-Line Power Supply Does Not Require Filtering to Meet FCC Emission Requirements	DN213	LT1399/LT1399HV Triple 300MHz Current Feedback Amplifiers Drive Component Video and LCD Displays
Power Management	DN137	New Comparators Feature Micropower Operation Under All Conditions	DN176	LTC1387: 5V RS232/RS485 Multiprotocol Transceiver	DN214	Selecting Op Amps for Precision 16-Bit DACs
	DN138	Micropower ADC and DAC in SO-8 Give PCs a 12-Bit Analog Interface	DN177	16-Bit, 333ksps ADC Achieves 90dB SINAD, -100dB THD and No Missing Codes	DN215	Low Cost Surface Mount DC/DC Converter Delivers 100A
	DN139	Safe Hot Swapping Using the LTC1421	DN178	LT1534 Ultralow Noise Switching Regulator Controls EMI	DN216	PolyPhase Surface Mount Power Supply Meets AMD Athlon™ Processor Requirements with no Heat Sink
	DN140	Updated Operational Amplifier Selection Guide for Optimum Noise Performance	DN179	Micropower 600kHz Step-Up DC/DC Converter Delivers 5V at 1A from a Li-Ion Cell	DN217	LTC1645 Dual Channel Hot Swap Controller/Power Sequencer Allows Insertion Into a Live Backplane
	DN141	LTC1436-PLL Low Noise Switching Regulator Helps Control EMI	DN180	16mW, Serial/Parallel 14-Bit ADC Samples at 200ksps	DN218	High Current Dual DC/DC Converter Operates from 3.3V Input
	DN142	Ultralow Quiescent Current DC/DC Converters for Light Load Applications	DN181	A High Efficiency 500kHz, 4.5A Step-Down Converter in an SO-8 Package	DN219	24-Bit ADC Measures from DC to Daylight
	DN143	Single IC, Power Factor Corrected, Off-Line Supply	DN182	The LT1167: Single Resistor Sets the Gain of the Best Instrumentation Amplifier	DN220	Lowest Noise SOT-23 LDOs have 20 μA Quiescent Current, 20 μV_{RMS} Noise
	DN144	LT1511 Low Dropout, Constant-Current/Constant-Voltage 3A Battery Charger	DN183	The LT1370: A 500kHz, 6A Monolithic Boost Converter	DN221	SOT-23 Micropower, Rail-to-Rail Op Amps Operate with Inputs Above the Positive Supply
	DN145	New Voltage References Are Smaller and More Precise	DN184	Micropower MSOP 10-Bit ADC Samples at 500ksps	DN222	High Efficiency PolyPhase Converter Uses Two Inputs for Single Output
	DN146	LTC1415: 1.25Msps, 12-Bit ADC Conserves Power and Signal Integrity on a Single 5V Supply	DN185	A Seven Nanosecond Comparator for Single-Supply Operation	DN223	SOT-23 DC/DC Converters Generate Up to $\pm 35V$ Outputs and Consume only 20 μA of Quiescent Current
Data Conversion	DN147	LTC1069-X: A New Family of 8th Order Monolithic Filters in an SO-8 Package	DN186	Optimized DC/DC Converter Loop Compensation Minimizes Number of Large Output Capacitors	DN224	Active Voltage Positioning Reduces Output Capacitors
	DN148	Low Power, Fast Op Amps Have Low Distortion	DN187	A New Low Power, High Output Current Dual CFA Makes xDSL Line Driving Clean and Easy	DN225	Low Cost, High Efficiency 42A DC/DC Converter
	DN149	LTC1392 Monitors System Temperature and Multiple Supply Voltages and Currents	DN188	Inexpensive Circuit Charges Lithium-Ion Cells	DN226	A 24V/48V Hot Swap™ Controller
	DN150	Single IC, Five Output Switching Power Supply System for Portable Electronics	DN189	Step-Up/Step-Down DC/DC Conversion Without Inductors	DN227	Sense Milliamps to Kiloamps and Digitize to 12 Bits
	DN151	The LT1500/LT1501 Low Noise Micropower DC/DC Converters	DN190	Op Amp, Comparator and Reference IC Provides Micropower Monitoring Capability	DN228	Isolated RS485 Transceiver Breaks Ground Loops
	DN152	The LT1328: A Low Cost 4Mbps IrDA Receiver in MS8 and SO-8 Packages	DN191	The LT1776 Provides Power for the IEEE1394 “Fire Wire”	DN229	Don’t be Fooled by Voltage Reference Long-Term Drift and Hysteresis
	DN153	Micropower 4- and 8-Channel, 12-Bit ADCs Save Power and Space	DN192	12-Bit 3Msps SAR ADC Solves Pipeline Problems	DN230	Rail-to-Rail Amplifiers Operate on 2.7V with 20 μV Offset
	DN154	Short-Circuit Protection for Boost Regulators	DN193	SMBus Accelerator Improves Data Integrity	DN231	Tiny Regulators Drive White LED Backlights
	DN155	Hot Swapping the PCI Bus	DN194	New Charger Topology Maximizes Battery Charging Speed	DN232	SOT-23 Switching Regulator with Integrated 1A Switch Delivers High Current Outputs in a Small Footprint
	DN156	High Power Synchronous Buck Converter Delivers Up to 50A	DN195	Get 100dB Stopband Attenuation with the LTC1562 Universal Filter Family	DN233	Unique High Efficiency 12V Converter Operates with Inputs from 6V to 28V
Interface	DN157	UltraFast Linear Regulator Eliminates All Bulk Tantalum and Electrolytic Output Capacitors	DN196	LTC1626: Step-Down Converter Operates from Single Li-Ion Cell	DN234	Low Cost PolyPhase DC/DC Converter Delivers High Current
	DN158	Isolated DC/DC Conversion with the LT1425	DN197	Power Solutions for the Device Bay	DN235	10 μA Quiescent Current Step-Down Regulators Extend Standby Time in Handheld Products
	DN159	New 14-Bit, 800ksps ADC Upgrades 12-Bit Systems with 81.5dB SINAD, 95dB SFDR	DN198	Optimizing a DC/DC Converter’s Output Capacitors with the LTC1435A	DN236	1- and 2-Channel No Latency $\Delta\Sigma$, 24-Bit ADCs Easily Digitize a Variety of Sensors, Part 1
	DN160	Dual PowerPath™ Controller Simplifies Power Management	DN199	LTC1735 Provides Low Cost, Efficient Mobile CPU Power	DN237	1- and 2-Channel No Latency $\Delta\Sigma$, 24-Bit ADCs Easily Digitize a Variety of Sensors, Part 2
	DN161	The “Smart Rock”: A Micropower Transponder	DN200	Hot Swapping the CompactPCI Bus	DN238	SOT-23 SMBus Fan Speed Controller Extends Battery Life and Reduces Noise
	DN162	LTC1474/LTC1475 High Efficiency Switching Regulators Draw Only 10 μA Supply Current	DN201	A New, High Efficiency, Monolithic Synchronous Step-Down Regulator Works with Single or Dual Li-Ion Batteries	DN239	A Miniature, Low Dropout Battery Charger for Lithium-Ion Batteries
	DN163	1 μA Op Amp Permits Precision Portable Circuitry	DN202	60V, High Efficiency Buck Switching Regulators in SO-8		
	DN164	High Power CCFL Backlight Inverter for Desktop LCD Displays	DN203	RS485 Transceivers Sustain $\pm 60V$ Faults		
	DN165	New 16-Bit, 100ksps A/D Converter Runs on 5V Supply				
	High Frequency					
Reference Material						

DN240	ADSL Modems That Use the LT1886 as a Line Driver Yield Long Reach and Fast Data Rates	DN275	Single Inductor, Tiny Buck-Boost Converter Provides 95% Efficiency in Lithium-Ion to 3.3V Applications	DN306	High Performance Op Amps Deliver Precision Waveform Synthesis
DN241	Fast Op Amps Operate Rail-to-Rail on 2.7V	DN276	LTC1564: A Digitally Tuned Antialiasing/Reconstruction Filter Simplifies High Performance DSP Design	DN307	Supply 2A Pulses for GSM Transmission From 500mA USB or PCMCIA Ports
DN242	Li-Ion Charge Termination IC Interfaces with PWM Switchers	DN277	Dual Battery Power Manager Increases Run Time by 12% and Cuts Charge Time in Half	DN308	100MHz Op Amp Features Low Noise Rail-to-Rail Performance While Consuming only 2.5mA
DN243	New Charge Pumps Offer Low Input and Output Noise	DN278	Efficient DC/DC Converter Provides Two 15A Outputs From a 3.3V Backplane	DN309	3A, 2MHz Monolithic Synchronous Step-Down Regulator Provides a Compact Solution for DDR Memory Termination
DN244	Simple Li-Ion Charge Termination Using the LT1505	DN279	Microprocessor Core Supply Voltage Set by I ² C™ Bus Without VID Lines	DN310	New Step-Down Charge Pumps are Tiny, Efficient and Very Low Noise
DN245	Free FilterCAD 3.0 Software Designs Filters Quickly and Easily	DN280	Tiny and Efficient Boost Converter Generates 5V at 3A from 3.3V Bus	DN311	Dual Output Supply Powers FPGAs from 3.3V and 5V Inputs
DN246	3MHz Micropower Synchronous Boost Converters Deliver 3W From Two Cells in a Tiny MSOP Package	DN281	Wide Input Range, High Efficiency DDR Termination Power Supply Achieves Fast Transient Response	DN312	High Performance 3-Phase Power Supply Delivers 65A and High Efficiency Over the Entire Load Range
DN247	Dual-Phase High Efficiency Mobile CPU Power Supply Minimizes Size and Thermal Stress	DN282	Reduce Component Count and Improve Efficiency in SLIC and RF Power Supplies	DN313	High Frequency Active Antialiasing Filters
DN248	Rail-to-Rail I/O and 2.4V Operation Allow Ultrafast Comparators to be Used on Low Voltage Supplies	DN283	Li-Ion Linear Charger Allows Fast, Full Current Charging While Limiting PC Board Temperature to 85°C	DN314	80V Linear Regulator is Micropower
DN249	LTC1628-SYNC Minimizes Input Capacitors in Multioutput, High Current Power Supplies	DN284	Efficient, Compact 2-Phase Power Supply Delivers 40A to Intel Mobile CPUs	DN315	White LED Driver in Tiny SC70 Package Delivers High Efficiency and Uniform LED Brightness
DN250	A Very Low Cost SOT-23 Li-Ion Battery Charger Requires Little Area and Few Components	DN285	Cost Effective, Low Profile, High Efficiency 42A Supply Powers AMD Hammer Processors	DN316	Ultralow Noise Switching Power Supplies Simplify EMI Compliance
DN251	Replace Discrete Lowpass Filters with the LTC1563 Zero Design Effort, Two Item BoM and No Surprises	DN286	Fast and Accurate 80MHz Amplifier Draws Only 2mA	DN317	Boost Regulator Makes Low Profile SEPIC with Both Step-Up and Step-Down Capability
DN252	Current-Limited DC/DC Converter Simplifies USB Power Supplies	DN287	High Voltage Buck Regulators Provide High Current, Low Profile Power Solutions for FireWire Peripherals	DN318	Efficient Dual Polarity Output Converter Fits into Tight Spaces
DN253	LTC1646: Power Supply Isolation Controller Simplifies Hot Swapping the CompactPCI Bus for 5V-/3.3V-Only Applications	DN288	RMS-to-DC Conversion Just Got Easy	DN319	Low Voltage Hot Swap Controller Ignores Backplane Noise and Surges
DN254	LT1806: 325MHz Low Noise Rail-to-Rail SOT-23 Op Amp Saves Board Space	DN289	Single Interface Chip Controls Two Smart Cards	DN320	New ICs Simplify Battery Charging from the USB
DN255	LT1619: Tiny Boost Controller Provides Efficient Solutions for Low Voltage Inputs	DN290	Monitor Network Compliant –48V Power Supplies	DN321	Dual Micropower Comparator with Integrated 400mV Reference Simplifies Monitor and Control Functions
DN256	1.4MHz Switching Regulator Draws only 10µA Supply Current	DN291	Design Low Noise Differential Circuits Using the LT1567 Dual Amplifier Building Block	DN322	High Current Step-Down Controller Regulates to 0.6V Output from 3V Input
DN257	Resolving Very Small Temperature Differences with the LTC2402	DN292	Very Low Dropout (VLDO) Linear Regulators Supply Low Voltage Outputs	DN323	New Instrumentation Amplifiers Maximize Output Swing on Low Voltage Supplies
DN258	High Efficiency I/O Power Generation for Mobile Pentium III Microprocessors	DN293	Using the LTC6900 Low Power SOT-23 Oscillator as a VCO	DN324	A Precision Active Filter Block with Repeatable Performance to 10MHz
DN259	A-to-D Converter Does Frequency Translation	DN294	250ksps, 16-Bit Micropower ADC Offers an Excellent Combination of Size, Power and Speed	DN325	High Efficiency ThinSOT White LED Driver Features Internal Switch and Schottky Diode
DN260	Isolated Flyback Converter Regulates Without an Optocoupler	DN295	High Efficiency Adaptable Power Supply for XENPAK 10Gb/s Ethernet Transceivers	DN326	3-Phase LTC3733 Provides High Performance Power Solutions for AMD Opteron and Athlon 64 Processors
DN261	Chip Set Offers Low Cost Alternative to 48V Telecom Modules	DN296	LTC1871 No R _{SENSE} Controller is Small and Efficient in Boost, Flyback and SEPIC Applications	DN327	Video Signal Distribution using Low Supply Voltage Amplifiers
DN262	SOT-23 1kHz to 30MHz Oscillator with Single Resistor Frequency Set	DN297	16-Channel, 24-Bit ΔΣ ADC Provides Small, Flexible and Accurate Solutions for Data Acquisition	DN328	Monolithic Synchronous Regulator Drives 4A Loads with Few External Components
DN263	LTC4300-1 Provides Data and Clock Hot Swapping and Capacitance Buffering in 2-Wire Bus Systems	DN298	The LT1970 Power Op Amp Provides On-the-Fly Adjustable Current Limit for Flexibility and Load Protection in High Current Applications	DN329	Addressable I ² C Bus Buffer Provides Capacitance Buffering, Live Insertion and Nested Addressing in 2-Wire Bus Systems
DN264	High Power Desktop LCD Backlight Controller Supports Wide Dimming Ratios while Maximizing Lamp Lifetime	DN299	Multiple Output Isolated Power Supply Achieves High Efficiency with Secondary Side Synchronous Post Regulator	DN330A	High Input Voltage Monolithic Switcher Steps Up and Down Using a Single Inductor
DN265	Hot Swap Circuit Meets InfiniBand Specification	DN300	Monolithic Synchronous Step-Down Regulators Pack 600mA Current Rating in a ThinSOT Package	DN331	Dual 25µV Micropower Op Amp Fits in 3mm × 3mm Package
DN266	LT1880 SOT-23 Superbeta Op Amp Saves Board Space in Precision Applications	DN301	60V/3A Step-Down DC/DC Converter Maintains High Efficiency Over a Wide Input Range	DN332	4-Phase Monolithic Synchronous Boost Converter Delivers 2.5A with Output Disconnect in a 5mm × 5mm QFN Package
DN267	High Efficiency White LED Driver Guarantees Matching LED Brightness	DN302	Ultraprecise Instrumentation Amplifier Makes Robust Thermocouple Interface	DN333	Easy-to-Use Differential Amplifiers Simplify Balanced Signal Designs
DN268	Tiny Buck Regulator Accepts Inputs from 3.6V to 25V and Eliminates Heat Sink	DN303	Photoflash Capacitor Charger Has Fast Efficient Charging and Low-Battery Drain	DN334	2-Phase DC/DC Controller Makes Fast, Efficient and Compact Power Supplies
DN269	60V Step-Down DC/DC Converter Maintains High Efficiency	DN304	4MHz Monolithic Synchronous Step-Down Regulators Bring High Efficiency to Space-Sensitive Applications	DN335	Wideband RF ICs for Power Detection and Control
DN270	LTC1840: I ² C Fan Control Ensures Continuous System Cooling	DN305	Dual Monolithic Buck Regulator Provides Two 1.4A Outputs with 2-Phase Switching to Reduce EMI	DN336	Advanced Topology USB Battery Charger Optimizes Power Utilization for Faster Charging
DN271	Tiny Step-Up/Step-Down Power Supply Delivers 3.3V at 1.3A in Battery-Powered Devices			DN337	Multiple Output Range 16-Bit DAC Design Made Simple
DN272	Multiple Power Supplies Track During Power Up			DN338	Power over Ethernet Isolated Power Supply Delivers 11.5W at 90% Efficiency
DN273	Fiber Optic Communication Systems Benefit from Tiny, Low Noise Avalanche Photodiode Bias Supply			DN339	An Autoranging True RMS Converter
DN274	12-Bit ADC with Sequencer Simplifies Multiple-Input Applications			DN340	DC/DC Converter Drives Lumileds White LEDs From a Variety of Power Sources

- DN341** 16-Bit ADC Simplifies Current Measurements
- DN342** Dual Smart Battery Charger Simplifies Battery Backup for Servers
- DN343** Video Difference Amplifier Brings Versatility to Low Voltage Applications
- DN344** Flyback Controller Improves Cross Regulation for Multiple Output Applications
- DN345** Basic Flashlamp Illumination Circuitry for Cellular Telephones/Cameras
- DN346** PCI Express Power and Mini Card Solutions
- DN347** Simple Circuit Replaces and Improves on Power Modules at Less than Half the Price
- DN348** Precise Gain without External Resistors
- DN349** Quad Output Switching Converter Provides Power for Large TFT LCD Panels
- DN350** Fully Autonomous IEEE 802.3af Power over Ethernet Midspan PSE Requires No Microcontroller
- DN351** Versatile Micropower Voltage Reference Provides Resistor Programmable Output From 0.4V to 18V
- DN352** 60V, 3A Step-Down DC/DC Converter Has Low Dropout and 100 μ A Quiescent Current
- DN353** AdvancedTCA Hot Swap Controller Eases Power Distribution
- DN354** 2-Phase Boost Converter Delivers 10W from a 3mm \times 3mm DFN Package
- DN355** Op Amp Selection Guide for Optimum Noise Performance
- DN356** Dual Monolithic Ideal Diode Manages Multiple Power Inputs
- DN357** Tiny, Highly Flexible, Dual Boost/Inverter Tracks Supplies
- DN358** Compact Step-Up Converter Conserves Battery Power
- DN359** Dual DC/DC Converter with Integrated Schottkys Generates \pm 40V Outputs and Consumes only 40 μ A Quiescent Current
- DN360** Protecting and Monitoring Hot Swappable Cards in High Availability Systems
- DN361** Simple Battery Circuit Extends Power over Ethernet (PoE) Peak Current
- DN362** Precision LVDT Signal Conditioning using Direct RMS to DC Conversion
- DN363** Replace ORing Diodes with MOSFETs to Reduce Heat and Save Space
- DN364** High Accuracy Synchronous Step-Down Controller Provides Output Tracking and Programmable Margining
- DN365** ThinSOT Switching Regulator Controls Inrush Current
- DN366** Low Distortion, Low Noise Differential Amplifier Drives High Speed ADCs in Demanding Communications Transceivers
- DN367** Tiny Versatile Buck Regulators Operate from 3.6V to 36V Input
- DN368** "Easy Drive" Delta-Sigma Analog-to-Digital Converters Cancel Input Current Errors
- DN369** Industry's First 4-Switch Buck-Boost Controller Achieves Highest Efficiency Using a Single Inductor
- DN370** Buck or Boost: Rugged, Fast 60V Synchronous Controller Does Both
- DN371** High Efficiency 2-Phase Boost Converter Minimizes Input and Output Current Ripple
- DN372** Power Supply Tracker Can Also Margin Supplies
- DN373** ThinSOT Micropower Buck Regulator Has Low Output Ripple
- DN374** Monitor and Protect Automotive Systems with Integrated Current Sensing
- DN375** LT5528 WCDMA ACPR and AltCPR Measurements
- DN376** Monolithic Converter Drives High Power LEDs
- DN377** Isolated Converters have Buck Simplicity and Performance
- DN378** Monolithic Step-Down Regulator Withstands the Rigors of Automotive Environments and Consumes Only 100 μ A of Quiescent Current
- DN379** Easy Drive™ ADCs Simplify Measurement of High Impedance Sensors
- DN380** Fast, High Efficiency, Standalone NiMH/NiCd Battery Charging
- DN381** Baseband Circuits for an RFID Receiver
- DN382** Low EMI Synchronous DC/DC Step-Down Controllers Offer Programmable Output Tracking
- DN383** High Voltage Current Mode Step-Down Converter with Low Power Standby Capability
- DN384** Accurate Power Supply Sequencing Prevents System Damage
- DN385** 10A High Performance Point-of-Load DC/DC μ Module
- DN386** Ideal Diode Controller Eliminates Energy Wasting Diodes in Power OR-ing Applications
- DN387** Cascadable 7A Point-of-Load Monolithic Buck Converter
- DN388** Wide Input Range 1A LED Driver Powers High Brightness LEDs with Automotive and 12VAC Supplies
- DN389** Tracking and Sequencing Made Simple with Tiny Point-of-Load Circuit
- DN390** Tiny Monolithic Step-Down Regulators Operate with Wide Input Range
- DN391** Pushbutton On/Off Controller Simplifies System Design
- DN392** High Voltage Buck Converters Drive High Power LEDs
- DN393** Handheld High Power Battery Charger
- DN394** Pass HDMI Compliance Tests with Ease
- DN395** Universal Li-Ion Battery Charger Operates from USB and 6V to 36V Input in Just 2cm²
- DN396** High Resolution Video Solutions Using Single 5V Power
- DN397** AdvancedTCA Hot Swap Controller Monitors Power Distribution
- DN399** Low Noise Amplifiers for Small and Large Area Photodiodes
- DN400** True Rail-to-Rail, High Input Impedance ADC Simplifies Precision Measurements
- DN401** Power Supply Sequencing Made Simple
- DN402** Electronic Circuit Breaker in Small DFN Package Eliminates Sense Resistor
- DN403** A Compact Dual Step-Down Converter with V_{OUT} Tracking and Sequencing
- DN404** Dual Monolithic Step-Down Switching Regulator Provides 1.6A Outputs with Reduced EMI and V_{OUT} as Low as 0.8V
- DN405** Versatile Current Source Safely and Quickly Charges Everything from Large Capacitors to Batteries
- DN406** Versatile High Power LED Driver Controller Simplifies Design
- DN407** Dual Current-Sense Amplifiers Simplify H-Bridge Load Monitoring
- DN408** Versatile Voltage Monitors Simplify Detection of Overvoltage and Undervoltage Faults
- DN409** Triple Output 3-Phase Controller Saves Space and Improves Performance in High Density Power Converters
- DN410** Flyback Controller Simplifies Design of Low Input Voltage DC/DC Converters
- DN411** Simple and Compact 4-Output Point-of-Load DC/DC μ Module System
- DN412** 36V 2A Buck Regulator Integrates Power Schottky
- DN413** Wide Input Voltage Range Buck-Boost Converter Simplifies Design of Variable Input Supplies
- DN414** Micropower Op Amps Work Down to 1.8V Total Supply, Guaranteed over Temperature
- DN415** Switching USB Power Manager with PowerPath Control Offers Fastest Charge Time with Lowest Heat
- DN417** Drive Large TFT-LCD Displays with a Space-Saving Triple-Output Regulator
- DN418** High Linearity Components Simplify Direct Conversion Receiver Designs
- DN419** One IC Generates Three Sub-2V Power Rails from a Li-Ion Cell
- DN420** USB Power Solution Includes Switching Power Manager, Battery Charger, Three Synchronous Buck Regulators and LDO
- DN421** An Easy Way to Add Auxiliary Control Functions to Hot Swap Cards
- DN422** Tiny Universal LED Driver Can Gradate, Blink or Turn On Nine Individual LEDs with Minimal External Control
- DN423** Ultraprecise Current Sense Amplifier Dramatically Enhances Efficiency and Dynamic Range
- DN424** Buck-Boost Controller Simplifies Design of DC/DC Converters for Handheld Products
- DN425** High Power PoE PD Interface with Integrated Flyback Controller
- DN426** 6-Channel SAR ADCs for Industrial Monitoring and Portable Instruments
- DN427** Pushbutton On/Off Controller with Failsafe Voltage Monitoring
- DN428** Tiny Synchronous Step-Up Converter Starts Up at 700mV
- DN429** Tiny Amplifiers Drive Heavy Capacitive Loads at Speed
- DN430** 8A Low Voltage, Low Profile DC/DC μ Module Regulator in 9mm \times 15mm Package Weighs Only 1g
- DN431** Highly Integrated Quad 16-Bit, SoftSpan™, Voltage Output DAC for Industrial and Control Applications
- DN433** A Positive-to-Negative Voltage Converter Can Be Used for Stable Outputs Even with a Widely Varying Input
- DN434** Multiphase DC/DC Controller Pushes Accuracy and Bandwidth Limits
- DN435** Single Resistor Sets Positive or Negative Output for DC/DC Converter

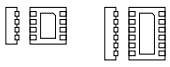
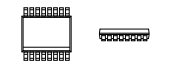
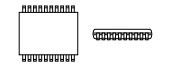
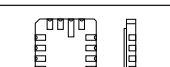
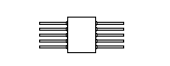
	PACKAGE OUTLINE*	DESCRIPTION	LTC	NSC	ADI	TI/BURR-BROWN	MAXIM
PDIP Plastic Dual-In-Line		8-Lead PDIP, Plastic Dual-In-Line	N8	N, N8	N	P	P
		14-, 16-, 18-, 20- and 24-Lead PDIP, Plastic Dual-In-Line (Narrow 0.300)	N	N, N14	N	N, NE	ND, NE, NN, NP, NG
		28-Lead PDIP, Plastic Dual-In-Line (Wide 0.600)	NW	—	N	N	PI
SOT and SC70 Small Outline		3-Lead SOT-223 Small Outline Transistor	ST	MP	—	—	UR
		3-Lead SOT-23	S3	M3	RT	DBZ	UR, US
		5-, 6- and 8-Lead TSOT	S5, S6, TS8	M5, M6	UJ	DBV	UT, UK
		6- and 8-Lead SC70	SC6, SC8	MG	KS	DCK	XT
SO Small Outline		8-Lead SO (Narrow 0.150)	S8	M	R	D	SA
		14- and 16-Lead Plastic SO (Narrow 0.150)	S	M	R	D	SD, SE
		16-, 18-, 20-, 24- and 28-Lead SO (Wide 0.300)	SW	M	R	D	WE, WN, WP, WF, WG, WI
MSOP		8-, 10- and 12-Lead, Micro Small Outline Package (MSOP)	MS8, MS	MM	RM	DGK	UA, UB
		8-, 10-, 12- and 16-Lead Micro Small Outline Package (MSOP), Exposed Die Pad Option	MS8E, MSE	—	—	—	UA, UB
QFN Quad Flat No Lead		16- and 20-Lead QFN (3mm × 3mm)	UD	—	CP**	RGT	UD
		20- and 24-Lead QFN (3mm × 4mm)	UDC	—	—	—	—
		16-, 20-, 24- and 28-Lead QFN (4mm × 4mm)	UF	LQA	CP**	RGT, RGF	TE, TG
		20-, 24- and 28-Lead QFN (4mm × 5mm)	UFD	LQA, SQA	—	—	—
		38-Lead QFN (4mm × 6mm)	UFE	—	—	—	—
		24-, 32- and 40-Lead QFN (5mm × 5mm)	UH	LQA	—	RGW, RHB, RTM**	TJ
		36-Lead QFN (5mm × 6mm)	UHE	—	—	—	—
		38-Lead QFN (5mm × 7mm)	UHF	—	—	RGF	—
		52-Lead QFN (5mm × 8mm)	UHG	—	—	—	—
		56-Lead QFN (5mm × 9mm)	UHH	—	—	—	—
		40-Lead QFN (6mm × 6mm)	UJ	LQA, SQA	CP**	RTA, RTB	—
		48-Lead QFN (7mm × 7mm)	UK	SQA	CP**	RTC, RGN, RGZ**	TM
		52-Lead QFN (7mm × 8mm)	UKG	—	—	—	—
		64-Lead QFN (7mm × 9mm)	UKH	—	—	—	—
64-Lead QFN (9mm × 9mm)	UP	—	CP**	RGC, RTD**	—		

*Package Outlines Not to Scale
 **Closest Package, Comparable Footprint

See www.linear.com for additional and recently added packages

Amps, Refs, Filters, Comps
 Power Management
 Data Conversion
 Interface
 High Frequency
 Reference Material
 PKG CROSS REF

PACKAGE CROSS REFERENCE




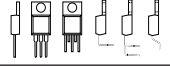
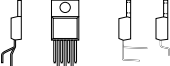

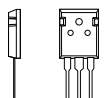
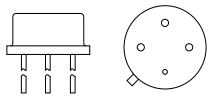
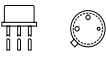
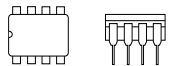
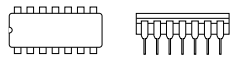
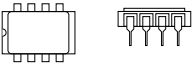
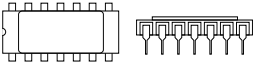
	PACKAGE OUTLINE*	DESCRIPTION	LTC	NSC	ADI	TI/BURR-BROWN	MAXIM
	Proprietary Device Prefixes		LT, LTC, LTM	LF, LP, LH, MF, LM, LMH, LMV, ADC, DAC	AD, OP, REF, ADCMP, ADM, ADR, ADL, ADP, ADT	TL, TLC, TLV, THS, INA, OPA, ADS, DAC	MAX, DS
DFN Dual Flat No Lead		3-, 4-, 6- and 8-Lead DFN (2mm × 2mm)	DC	—	—	—	TA
		6- and 8-Lead DFN (2mm × 3mm)	DCB	—	—	—	—
		8-, 10- and 12-Lead DFN (3mm × 3mm)	DD	—	CP**	DRB, DRC	TA
		8-, 10- and 12-Lead DFN (3mm × 2mm)	DDB	—	CP**	—	—
		12-, 14 and 16-Lead DFN (4mm × 3mm)	DE	—	—	—	—
		12-Lead DFN (4mm × 3mm)	UE	—	—	—	—
		16-Lead DFN (5mm × 5mm)	DH	—	—	—	—
		16-Lead DFN (5mm × 3mm)	DHC	—	—	—	—
		16-Lead DFN (5mm × 4mm)	DHD	—	—	—	—
		22-Lead DFN (6mm × 3mm)	DJC	—	—	—	—
		32-Lead DFN (7mm × 4mm)	DKD	—	—	—	—
SSOP Shrink Small Outline		16-, 20-, 24- and 28-Lead SSOP (Narrow 0.150)	GN	MQ	RS	DBQ	—
		16-, 20-, 28-, 36- and 44-Lead Plastic SSOP (5.3mm)	G	MS	RS	DB	AP, APG, AT
		36- and 44-Lead SSOP (Wide 0.300)	GW	MS	—	DB	AX
TSSOP Thin Shrink Small Outline		14-, 20- and 28-Lead TSSOP (4.4mm)	F	MT	U	DL, PW	UP, UG, UI
		48- and 56-Lead TSSOP (6.1mm)	FW	MT	—	DGG	UM
		16-, 20- and 28-Lead TSSOP (4.4mm) Exposed Die Pad	FE	MH, MT	—	PWP	UP
LCC		20-Pin Leadless Chip Carrier (Rectangular, Hermetic)	L	E	E	FN, FK	L
		20-Pin Leadless Chip Carrier (Square 0.350, Hermetic)	LS	E	E	FN, FK	L
FLATPAK (CERPAK)		10- and 14-Lead Flatpak (Cerpak) Glass Sealed (Hermetic)	W	W	L	U010	FB

*Package Outlines Not to Scale

**Closest Package, Comparable Footprint, Higher Height

See www.linear.com for additional and recently added packages

Amps, Refs, Filters, Comps
 Power Management
 Data Conversion
 Interface
 High Frequency
 Reference Material
 PKG CROSS REF

	PACKAGE OUTLINE*	DESCRIPTION	LTC	NSC	ADI	TI/BURR-BROWN	MAXIM
	Proprietary Device Prefixes		LT, LTC, LTM	LF, LP, LH, MF, LM, LMH, LMV, ADC, DAC	AD, OP, REF, ADCMP, ADM, ADR, ADL, ADP, ADT	TL, TLC, TLV, THS, INA, OPA, ADS, DAC	MAX, DS
DD PAK		3-Lead DD Pak	M	S	—	—	—
		5-Lead DD Pak	Q	S	—	—	—
		7-Lead DD Pak	R	S	—	—	—
TO-220		3- and 5-Lead TO-220	T	T	—	KC, KV	C
		7-Lead TO-220 (Formerly Y Package)	T7	—	—	KC	C
TO-92		3-Lead, TO-92 Package	Z	Z	—	LP	ZR
TO-3P (TO-247)		3-Lead TO-3P (Similar to TO-247)	P	—	—	—	K
METAL CANS		8- and 10-Lead TO-5 Metal Can	H	H	H	—	TV, TW, VS
		3- and 4-Lead TO-39 Metal Can	H	H	H	—	TV, TW, VS
		2-, 3- and 4-Lead Standard TO-46 Metal Can or in Thermal Caps	H	H	H	—	—
		3-Lead TO-52 Metal Can	H	—	—	—	SR
CERDIP Ceramic Dual-In-Line		8-Lead Ceramic DIP (Hermetic)	J8	J, J8	Q	JG	JA
		14- and 16-Lead Ceramic DIP (Narrow 0.300, Hermetic)	J	J, J14, J16	D, Q	J	RD, RN, RE, RP
SIDE BRAZED		8-Lead Side Brazed (Hermetic)	D8	D	D	—	DA
		14-, 16-, 18-, and 20-Lead Side Brazed (Hermetic)	D	D	D	—	DD, DE, DN, DP
	*Package Outlines Not to Scale	Proprietary Device Prefixes	LT, LTC, LTM	LF, LP, LH, MF, LM, LMH, LMV, ADC, DAC	AD, OP, REF, ADCMP, ADM, ADR, ADL, ADP, ADT	TL, TLC, TLV, THS, INA, OPA, ADS, DAC	MAX, DS

See www.linear.com for additional and recently added packages

Amps, Refs, Filters, Comps
 Power Management
 Data Conversion
 Interface
 High Frequency
 Reference Material
PKG CROSS REF

TOP MARKINGS (TOP MARK TO PART NUMBER)

The following list (sorted by top mark and part number) contains surface mount parts with abbreviated top mark codes due to the limited space available for marking on the package. Lead free parts include an additional "e3" or "<" symbol. For more information, visit www.linear.com/leadfree. The designator "LT" may be either the stylized LT logo or block sans serif type depending on the marking method used.

TOP MARK	FULL PART NUMBER													
019A25	LT1019ACS8-2.5	106750	LTC1067-50CGN	11185	LT1118CS8-5	1173	LT1173CS8	12221	LT1222IS8	13045	LT1304CS8-5	1375	LT1375CS8	
019A15	LT1019AIS8-5	106751	LTC1067-50IGN	11185	LT1118CST-5	117312	LT1173CS8-12	1223	LT1223CS8	1305	LT1305CS8	13755	LT1375CS8-5	
0412	LT1004CS8-1.2	10691	LTC1067IGN	1120	LT1120CS8	11735	LT1173CS8-5	1224	LT1224CS8	1306	LT1306ECS8	1375HV	LT1375HVCS8	
0425	LT1004CS8-2.5	10691	LTC1069-1CS8	120A	LT1120ACS8	1174	LTC1174CS8	1225	LT1225CS8	1307	LT1307CS8	13751	LT1375IS8	
0425I	LT1004IS8-2.5	106911	LTC1069-1IS8	120AI	LT1120AIS8	117433	LTC1174CS8-3.3	1226	LT1226CS8	1307B	LT1307BCS8	137515	LT1375IS8-5	
04AI33	LTC1504AIS8-3.3	10696	LTC1069-6CS8	1120I	LT1120IS8	117450	LTC1174CS8-5	1227	LT1227CS8	1307BI	LT1307BIS8	1376	LT1376CS8	
050HVH	LTC2050HVHVS8	106961	LTC1069-6IS8	1121	LT1121CS8	1174H	LTC1174HVCS8-5	1228	LT1228CS8	1307I	LT1307IS8	13765	LT1376CS8-5	
050HVI	LTC2050HVHVS8	10697	LTC1069-7CS8	11213	LT1121CS8-3.3	1174H3	LTC1174HVCS8-3.3	1228I	LT1228IS8	1308	LT1308CS8	1376HV	LT1376HVCS8	
051HVH	LTC2051HVHVS8	106971	LTC1069-7IS8	11213	LT1121CST-3.3	1174H5	LTC1174HVCS8-5	1229	LT1229CS8	1308A	LT1308ACS8	13761	LT1376IS8	
051HVI	LTC2051HVHVS8	1072	LT1072CS8	11215	LT1121CS8-5	1174HI	LTC1174HVIS8	1232	LTC1232CS8	1308AI	LT1308AIS8	137615	LT1376IS8-5	
052HVH	LTC2052HVHIGN	1073	LT1073CS8	11215	LT1121CST-5	1174I	LTC1174IS8	1232I	LTC1232IS8	1308B	LT1308BCS8	1377	LT1377CS8	
052HVI	LTC2052HVHIGN	10731	LT1073CS8-12	1121A	LT1121ACS8	1175	LT1175CS8	1234	LT1234CS8	1308B1	LT1308BIS8	13771	LT1377IS8	
1001	LT1001CS8	10735	LT1073CS8-5	1121A3	LT1121ACS8-3.3	11755	LT1175CS8-5	1241	LT1241CS8	1308I	LT1308IS8	1380	LTC1380CGN	
1006	LT1006S8	1077	LT1077S8	1121A5	LT1121ACS8-5	11755	LT1175CST-5	12411	LT1241IS8	1309	LT1309CS8	13801	LTC1380IGN	
1007	LT1007CS8	10771	LT1077IS8	1121HV	LT1121HVCS8	1175I	LT1175IS8	1242	LT1242CS8	1312	LT1312CS8	1389B4	LT1389BCS8-4.096	
1007I	LT1007IS8	1078	LT1078S8	1121I	LT1121IS8	1175I5	LT1175IS8-5	1242I	LT1242IS8	1316	LT1316CS8	1389B5	LT1389BCS8-5	
1008	LT1008S8	10781	LT1078IS8	112115	LT1121IS8T-5	117515	LT1175IS8T-5	1243	LT1243CS8	1316I	LT1316IS8	1391	LTC1391CGN	
1009	LT1009S8	10905	LT1109CS8-5	1122C	LT1122CS8	1178	LT1178S8	1243I	LT1243IS8	1317	LT1317CS8	13911	LTC1391IGN	
1009I	LT1009IS8	10912	LT1109CS8-12	1122D	LT1122DS8	1187	LT1187CS8	1244	LT1244CS8	1317B	LT1317BCS8	1392	LTC1392CS8	
1011	LT1011CS8	1096	LTC1096CS8	1123	LT1123CST	1189	LT1189CS8	1244I	LT1244IS8	1317BI	LT1317BIS8	1392I	LTC1392IS8	
1011AI	LT1011AIS8	1096A	LTC1096ACS8	11232	LT1123CS8-2.85	1190	LT1190CS8	1245	LT1245CS8	1317I	LT1317IS8	1393	LTC1393CGN	
1011I	LT1011IS8	1096AI	LTC1096AIS8	1124	LT1124CS8	1191	LT1191CS8	1245I	LT1245IS8	1326	LTC1326CS8	1393I	LTC1393IGN	
1012	LT1012S8	1096I	LTC1096IS8	1124AI	LT1124AIS8	1192	LT1192CS8	1246	LT1246CS8	132625	LTC1326CS8-2.5	1394	LT1394CS8	
1012A	LT1012ACS8	1096L	LTC1096LCS8	1124I	LT1124IS8	1193	LT1193CS8	1247	LT1247CS8	1326I	LTC1326IS8	1394I	LT1394IS8	
1012AI	LT1012AIS8	1096LI	LTC1096LIS8	1126	LT1126CS8	1193I	LT1193IS8	1249	LT1249CS8	1328	LT1328CS8	1395	LT1395CS8	
1012I	LT1012IS8	1097	LT1097S8	1128	LT1128CS8	1194	LT1194CS8	1249I	LT1249IS8	1328I	LT1328IS8	1395I	LT1395IS8	
1013	LT1013DS8	1098	LTC1098CS8	1129	LT1129CS8	1195	LT1195CS8	1250	LTC1250CS8	13291	LTC1329CS8-10	1396	LT1396CS8	
1013I	LT1013IS8	1098A	LTC1098ACS8	11293	LT1129CS8-3.3	11961A	LTC1196-1ACS8	1252	LT1252CS8	13295	LTC1329CS8-50	1397	LT1397CDE	
1016	LT1016CS8	1098AI	LTC1098AIS8	11293	LT1129CST-3.3	11961B	LTC1196-1BCS8	1253	LT1253CS8	1329A5	LTC1329ACS8-50	1397	LT1397HDE	
1016I	LT1016IS8	1098I	LTC1098IS8	11295	LT1129CS8-5	11962A	LTC1196-2ACS8	1255	LTC1255CS8	1329I5	LTC1329IS8-50	1397	LT1397CGN	
1017	LT1017CS8	1098L	LTC1098LCS8	11295	LT1129CST-5	11962B	LTC1196-2BCS8	1255I	LTC1255IS8	1340	LTC1340CS8	1397I	LT1397IGN	
1017I	LT1017IS8	1098LI	LTC1098LIS8	11299	LT1129CS8	1197	LT1197CS8	1257	LT1257CS8	1351	LT1351CS8	1399	LT1399CGN	
1018	LT1018CS8	11012	LT1110CS8-12	11293I	LT1129IS8-3.3	1197I	LTC1197IS8	1257I	LTC1257IS8	1352	LT1352CS8	1399I	LT1399IGN	
1018I	LT1018IS8	1107	LT1107CS8	112915	LT1129IS8-5	1197L	LTC1197LCS8	1258	LT1258CS8	1352I	LT1352IS8	1400	LTC1400CS8	
1019A5	LT1019ACS8-5	1107I2	LT1107CS8-12	1144	LTC1144CS8	1197LI	LTC1197LIS8	12582	LTC1258CS8-2.5	1354	LT1354CS8	1400I	LTC1400IS8	
1025	LT1025CS8	11075	LT1107CS8-5	1144I	LTC1144IS8	11981A	LTC1198-1ACS8	12583	LTC1258CS8-3	1354I	LT1354IS8	1401	LTC1401CS8	
1026	LT1026CS8	1107I1	LT1107IS8	11473	LTC1147CS8-3.3	11981B	LTC1198-1BCS8	12584I	LTC1258CS8-4.1	1355	LT1355CS8	1401I	LTC1401IS8	
1026I	LT1026IS8	1108	LT1108CS8	11475	LTC1147CS8-5	11982A	LTC1198-2ACS8	12585	LTC1258CS8-5	1357	LT1357CS8	1402	LTC1402CGN	
1026I5	LT1026IS8-5	1108I1	LT1108CS8-12	1147H3	LTC1147HVCS8-3.3	11982B	LTC1198-2BCS8	1261	LTC1261CS8	1358	LT1358CS8	1402I	LTC1402IGN	
1027C5	LT1027CS8-5	11085	LT1108CS8-5	114713	LTC1147IS8-3.3	1199	LTC1199CS8	12614	LTC1261CS8-4	1358I	LT1358IS8	1404	LTC1404CS8	
1027D5	LT1027DCS8-5	1109	LT1109CS8	114715	LTC1147IS8-5	1199I	LTC1199IS8	126145	LTC1261CS8-4.5	1360	LT1360CS8	1404I	LTC1404IS8	
1027E5	LT1027ECS8-5	1109A	LT1109ACS8	1147L	LTC1147LCS8	1199L	LTC1199LCS8	12616	LT1261IS8	1361	LT1361CS8	1408	LTC1408CUH	
1028	LT1028CS8	1109AI	LTC1109ACS8-12	1147L3	LTC1147LCS8-3.3	1199LI	LTC1199LIS8	1261L	LTC1261LCS8	1363	LT1363CS8	1408	LTC1408IUH	
1034I12	LT1034IS8-1.2	1109A5	LT1109ACS8-5	1147LI	LTC1147LIS8	1203	LTC1147IS8	1261L4	LTC1261LCS8-4	1364	LT1364CS8	1408I2	LTC1408CUH-12	
1037	LT1037CS8	1110	LT1110CS8	1150	LTC1150CS8	1206	LT1206CS8	1262	LTC1262CS8	1366	LT1366CS8	1408I2	LTC1408IUH-12	
1037I	LT1037IS8	11105	LT1110CS8-5	1152	LTC1152CS8	1208	LT1208CS8	1262I	LTC1262IS8	1366I	LT1366IS8	1413	LT1413S8	
1041	LTC1041CS8	1111	LT1111CS8	1152I	LTC1152IS8	1211	LT1211CS8	1263	LTC1263CS8	1368	LT1368CS8	1417	LTC1417CGN	
1044	LTC1044CS8	11111	LT1111CS8-12	1153	LTC1153CS8	1211A	LT1211ACS8	1263I	LTC1263IS8	1372	LT1372CGN	1417A	LTC1417ACGN	
1044/R	LTC1044CS8/R	11115	LT1111CS8-5	1153I	LTC1153IS8	1211AI	LT1211AIS8	1285	LTC1285CS8	1372	LT1372CS8	1417AI	LTC1417AIGN	
1044A	LTC1044ACS8	1111I	LT1111IS8	1154	LTC1154CS8	1211I	LT1211IS8	1285I	LTC1285IS8	1372H	LT1372HVCGN	1417I	LTC1417IGN	
1044AI	LTC1044AIS8	1112	LT1112CS8	1154H	LTC1154HS8	1213	LT1213CS8	1286	LTC1286CS8	1372HI	LT1372HVCS8	1422	LTC1422CS8	
1046	LTC1046CS8	1112I	LT1112S8	1155	LTC1155CS8	1215	LT1215CS8	1286I	LT1286IS8	1372HI	LT1372HIGN	1422I	LTC1422IS8	
1046I	LTC1046IS8	1112MP	LT1112MPS8	1155I	LTC1155IS8	1217	LT1217CS8	1288	LTC1288CS8	1372HI	LT1372HVIS8	14245	LT1424CS8-5	
1049	LTC1049CS8	1113	LT1113CS8	1163	LTC1163CS8	1218	LT1218CS8	1288I	LTC1288IS8	1372I	LT1372IS8	14249	LT1424CS8-9	
1050	LTC1050CS8	1116	LT1116CS8	1165	LTC1165CS8	1218L	LT1218LCS8	1298	LTC1298CS8	1372I	LT1372IS8	142415	LT1424IS8-5	
1050H	LTC1050HS8	1117	LT1117CST	1166	LTC1166CS8	1219	LT1219CS8	1298I	LT1298IS8	1373	LT1373CS8	142419	LT1424IS8-9	
1054	LT1054CS8	11171	LT1117IST-2.85	1167	LT1167CS8	1219L	LT1219LCS8	1298I5	LT1298IS8-3.3	1373H	LT1373HVCS8	1426	LTC1426CS8	
1054A	LT1054ACS8	111712	LT1117IST-3.3	1167A	LT1167ACS8	121AHV	LT121AHVCS8	12915	LT1291IS8T-5	1373HI	LT1373HVIS8	14261	LTC1426IS8	
1054I	LT1054IS8	111713	LT1117IST-5	1167AI	LT1167AIS8	121AI	LT121AIS8	1300	LT1300CS8	1373I	LT1373IS8	142750	LTC1427CS8-50	
1054L	LT1054LCS8	111715	LT1117IST-5	1167I	LT1167IS8	121AI5	LT121AIS8-3.3	1301	LT1301CS8	1374	LT1374CS8	142850	LTC1428CS8-50	
1055	LT1055S8	1118	LT1118CS8	1168	LT1168CS8	121AI5	LT121AIS8-5	1301I	LT1301IS8	13745	LT1374CS8-5	14294	LTC1429CS8-4	
1056	LT1056S8	111825	LT1118CS8-2.5	1168I	LT1168IS8	121HVI	LT121HVIS8	1302	LT1302CS8	1374CFE	LT1374CFE	1430	LTC1430CS8	
1057	LT1057S8	111825	LT1118CST-2.5	1168A	LT1168ACS8	1213	LT1213CS8-3.3	13025	LT1302CS8-5	1374HV	LT1374HVCS8	1430A	LTC1430ACGN	
1057I	LT1057IS8	111828	LT1118CST-2.85	1168AI	LT1168AIS8	1213I	LT1213IS8-3.3	1303	LT1303CS8	1374HVCFE	LT1374HVCFE	1430AI	LTC1430AIGN	
1067	LTC1067CGN	111828	LT1118CS8-2.85	1168I	LT1168IS8	1215	LT1215CS8-5	13035	LT1303CS8-5	1374HVIFE	LT1374HVIFE	1430AI	LTC1430AIGN	
		111828	LT1118CST-2.85	1169	LT1169CS8	1220	LT1220CS8	1303I	LT1303IS8	1374I	LT1374IS8	1430I	LTC1430IS8	
		111828	LT1118CST-2.85	1172	LT1172CS8	1221	LT1221CS8	1303I5	LT1303IS8-5	1374IFE	LT1374IFE	1431	LT1431CS8	
		111828	LT1118CST-2.85	1172HI	LT1172HVIS8	1222	LT1222CS8	1304	LT1304CS8	1374SN	LT1374SN	1431I	LT1431IS8	
		111828	LT1118CST-2.85	1172I	LT1172IS8	1222H	LT1222HS8	130433	LT1304CS8-3.3			1432	LT1432CS8	

14323	LT1432CS8-3.3	1480	LTC1480CS8	1521	LT1521CS8	157515	LT1575CS8-1.5	1636H	LT1636HS8	16771	LT1677IS8	1739	LT1739CUE
1433	LTC1433CGN	14801	LTC1480IS8	15213	LT1521CS8-3	157528	LT1575CS8-2.8	1636I	LT1636IS8	1678	LT1678CS8	17391	LT1739UIE
14331	LTC1433IGN	1481	LTC1481CS8	15213	LT1521CST-3	157533	LT1575CS8-3.3	1637	LT1637CS8	16781	LT1678IS8	1756	LTC1756EGN
1440	LTC1440CS8	14811	LTC1481IS8	152133	LT1521CS8-3.3	157535	LT1575CS8-3.5	1637H	LT1637HS8	1682	LTC1682CS8	17561	LTC1756IGN
14401	LTC1440IS8	1482	LTC1482CS8	152133	LT1521CST-3.3	15755	LT1575CS8-5	1637I	LT1637IS8	168233	LTC1682CS8-3.3	1763	LT1763CDE
1441	LTC1441CS8	14821	LTC1482IS8	15215	LT1521CS8-5	1576	LT1576CS8	1637MP	LT1637MPS8	16825	LTC1682CS8-5	1763	LT1763CS8
14411	LTC1441IS8	1483	LTC1483CS8	15215	LT1521CST-5	15765	LT1576CS8-5	1638	LT1638CS8	16821	LTC1682IS8	176315	LT1763CS8-1.5
1442	LTC1442CS8	14831	LTC1483IS8	15211	LT1521IS8	15761	LT1576IS8	1638H	LT1638HS8	168215	LTC1682IS8-5	176318	LT1763CS8-1.8
14421	LTC1442IS8	1484	LTC1484CS8	152113	LT1521IS8-3	157615	LT1576IS8-5	1638I	LT1638IS8	1685	LTC1685CS8	176325	LT1763CS8-2.5
1443	LTC1443CDHD	14841	LTC1484IS8	152113	LT1521IST-3	1576SN	LT1576CS8-SYNC	16401	LT1640-1CS8	16851	LTC1685IS8	17633	LT1763CDE-3
1443	LTC1443IDHD	1485	LTC1485CS8	152133	LT1521CS8-3.3	1578	LT1578CS8	16402	LT1640-2CS8	1686	LTC1686CS8	17633	LT1763CS8-3
1444	LTC1444CDHD	14851	LTC1485IS8	152133	LT1521IST-3.3	157825	LT1578CS8-2.5	1640AH	LT1640AHCS8	16861	LTC1686IS8	176333	LT1763CS8-3.3
1444	LTC1444IDHD	1487	LTC1487CS8	152115	LT1521IS8-5	15781	LT1578IS8	1640AL	LT1640ALCS8	1690	LTC1690CS8	17635	LT1763CDE-5
1445	LTC1445CDHD	14871	LTC1487IS8	152115	LT1521IST-5	1579	LT1579CGN	1640H	LT1640HCS8	16901	LT1690IS8	17635	LT1763CS8-5
1445	LTC1445IDHD	1490	LT1490CS8	1522	LTC1522CS8	1579	LT1579CS8	1640HI	LT1640HIS8	16931	LTC1693-1CS8	1763MP	LT1763MPS8
1446	LTC1446CS8	1490A	LT1490AACS8	15221	LTC1522IS8	15793	LT1579CGN-3	1640HV	LT1640HVCS8	169311	LTC1693-1IS8	1764AEFE	LT1764AEFE
14461	LTC1446IS8	1490AH	LT1490AHS8	1530	LTC1530CS8	15793	LT1579CS8-3	1640L	LT1640LCS8	16932	LTC1693-2CS8	1764AEFE15	LT1764AEFE-1.5
1446L	LTC1446LCS8	1490AI	LT1490AIS8	153019	LTC1530CS8-1.9	157933	LT1579CGN-3.3	1640LI	LT1640LIS8	169321	LTC1693-2IS8	1764AEFE18	LT1764AEFE-1.8
1446LI	LTC1446LIS8	14901	LT1490IS8	153025	LTC1530CS8-2.5	157933	LT1579CS8-3.3	1640LV	LT1640LVCS8	1698	LTC1698EGN	1764AEFE25	LT1764AEFE-2.5
1448	LTC1448CS8	1491A	LT1491ACDHC	153028	LTC1530CS8-2.8	15795	LT1579CGN-5	1641	LT1641CS8	16981	LTC1698IGN	1764AEFE33	LT1764AEFE-3.3
14481	LTC1448IS8	1491A	LT1491AIDHC	153033	LTC1530CS8-3.3	15795	LT1579CS8-5	16411	LT1641-1CS8	169980	LTC1699EGN-80	1764EFIE	LT1764EFIE
1451	LTC1451CS8	1492	LT1492CS8	15301	LTC1530IS8	15791	LT1579IGN	164111	LT1641-1IS8	169981	LTC1699EGN-81	1764EFE15	LT1764EFE-1.5
14511	LTC1451IS8	1494	LT1494CS8	1536	LTC1536CS8	157913	LT1579IGN-3	16412	LT1641-2CS8	169982	LTC1699EGN-82	1764EFE18	LT1764EFE-1.8
1452	LTC1452CS8	1494H	LT1494HS8	15361	LTC1536IS8	157915	LT1579IGN-5	164121	LT1641-2IS8	1701	LTC1701CS8	1764EFE25	LT1764EFE-2.5
14521	LTC1452IS8	14941	LT1494IS8	1540	LTC1540CS8	1595A	LTC1595ACS8	16411	LT1641IS8	1704	LTC1704EGN	1764EFE33	LT1764EFE-3.3
1453	LTC1453CS8	1495	LT1495CS8	15401	LTC1540IS8	1595AI	LTC1595AIS8	1642	LTC1642CGN	1704B	LTC1704BEGN	1765	LT1765ES8
14531	LTC1453IS8	1495H	LT1495HS8	1541	LTC1541CS8	1595B	LTC1595BIS8	1642A	LTC1642ACGN	170619	LTC1706CS8-19	1765EFE	LT1765EFE
1456	LTC1456CS8	14951	LT1495IS8	15411	LTC1541IS8	1595BI	LTC1595BIS8	1642AI	LTC1642AIGN	1707	LTC1707CS8	1765EFE18	LT1765EFE-1.8
14561	LTC1456IS8	1497	LT1497CS8	1542	LTC1542CS8	1595C	LTC1595C8	1642I	LT1642IGN	17071	LTC1707IS8	1765EFE25	LT1765EFE-2.5
1457	LT1457S8	1498	LT1498CS8	15421	LTC1542IS8	1595CI	LTC1595CIS8	1643AH	LTC1643AHCGN	1710	LTC1710CS8	1765EFE33	LT1765EFE-3.3
1460A1	LT1460ACS8-10	14981	LT1498IS8	1550	LTC1550CGN	1595CI	LTC1595CIS8	1643AL	LTC1643ALCGN	17101	LTC1710IS8	1765EFE-5	LT1765EFE-5
1460A2	LT1460ACS8-2.5	1501	LT1501CS8	155041	LTC1550CS8-4.1	1600	LTC1600CS8	1643H	LTC1643HCGN	1712	LT1712CGN	1766	LT1766EGN
1460A5	LT1460ACS8-5	150133	LT1501CS8-3.3	15501	LTC1550IGN	16001	LTC1600IS8	1643HI	LTC1643HIGN	17121	LT1712IGN	1766	LT1766CS8
1460D1	LT1460DCS8-10	15015	LT1501CS8-5	1550L	LTC1550LCS8	1610	LTC1610CS8	1643L	LTC1643LCS8	1714	LT1714CGN	17665	LT1766EGN-5
1460D2	LT1460DCS8-2.5	15011	LT1501IS8	1550L	LTC1550LCS8	16101	LT1610IS8	1643LI	LTC1643LIGN	17141	LT1714IGN	1766EFE	LT1766EFE
1460D5	LT1460DCS8-5	150113	LT1501IS8-3.3	1550L2	LTC1550LCS8-2	1612	LT1612ES8	1643LI	LTC1643LIGN	1719	LT1719CS8	1766EFE-5	LT1766EFE-5
1461A3	LT1461ACS8-3	150115	LT1501IS8-5	1550LI	LTC1550LIGN	1614	LT1614CS8	1645	LTC1645CS8	17191	LT1719IS8	1766HFE	LT1766HFE
1461A4	LT1461ACS8-4	150233	LTC1502CS8-3.3	155141	LTC1551CS8-4.1	16141	LT1614IS8	16451	LTC1645IS8	1720	LT1720CS8	1766HFE-5	LT1766HFE-5
1461A5	LT1461ACS8-5	150318	LTC1503CS8-1.8	1551L	LTC1551LCS8	1618	LT1618ES8	1646	LTC1646CGN	17201	LT1720IS8	1766I	LT1766IGN
1461B3	LT1461BCS8-3	15032	LTC1503CS8-2	1551L2	LTC1551LCS8-2	1619	LT1619ES8	16461	LTC1646IGN	1721	LT1721CGN	1766I	LT1766IS8
1461B4	LT1461BCS8-4	150312	LTC1503IS8-2	1555	LTC1555CGN	16191	LT1619IS8	16471	LTC1647-1CS8	17211	LT1721IGN	1766I5	LT1766IGN-5
1461B5	LT1461BCS8-5	1504	LTC1504CS8	15551	LTC1555IGN	1620	LTC1620CGN	164711	LTC1647-1IS8	1722	LT1722CS8	1766IFE	LT1766IFE
1461C3	LT1461CCS8-3	150433	LTC1504CS8-3.3	1555L	LTC1555LEGN	1620	LTC1620CS8	16472	LTC1647-2CS8	17221	LT1722IS8	1766IFE-5	LT1766IFE-5
1461C4	LT1461CCS8-4	1504A	LTC1504ACS8	155833	LTC1558CGN-3.3	16201	LTC1558CGN-3.3	164721	LTC1647-2IS8	1723	LT1723CS8	1766SN	LT1766CS8-SYNC
1461C5	LT1461CCS8-5	1504AI	LTC1504AIS8	155833	LTC1558CS8-3.3	16201	LTC1620IS8	16473	LTC1647-3CGN	17231	LT1723IS8	1767	LT1767ES8
1462	LT1462CS8	15041	LTC1504IS8	15585	LTC1558CGN-5	1621	LTC1621CGN	164731	LTC1647-3IGN	1725	LT1725CGN	1768	LT1768CGN
1462A	LT1462ACS8	150413	LTC1504IS8-3.3	15585	LTC1558CS8-5	16211	LTC1621IGN	1654	LTC1654CGN	17251	LT1725IGN	17681	LT1768IGN
1464	LT1464CS8	1506	LT1506CS8	155933	LTC1559CGN-3.3	1622	LTC1622CS8	16541	LTC1654IGN	172625	LTC1726ES8-2.5	1770	LTC1770CS8
1464A	LT1464ACS8	150633	LT1506CS8-3.3	155933	LTC1559CS8-3.3	16221	LTC1622IS8	1655	LTC1655CS8	17265	LTC1726ES8-5	17701	LTC1770IS8
1466L	LT1466LCS8	15061	LT1506IS8	15595	LTC1559CGN-5	1623	LTC1623CS8	16551	LTC1655IS8	172615	LTC1726IS8-5	1771	LTC1771ES8
1468	LT1468CS8	1507	LT1507CS8	15595	LTC1559CS8-5	16231	LTC1623IS8	1655L	LTC1655LCS8	172725	LTC1727ES8-2.5	17711	LTC1771IS8
14681	LT1468IS8	15073	LT1507CS8-3.3	15601	LTC1560-1CS8	1624	LTC1624CS8	1655LI	LTC1655LIS8	17275	LTC1727ES8-5	1772	LTC1772CS8
1469	LT1469CDF	15071	LT1507IS8	156011	LTC1560-1IS8	16241	LTC1624IS8	1658	LTC1658CS8	172715	LTC1727IS8-5	1775	LTC1775CGN
1469	LT1469IDF	150713	LT1507IS8-3.3	15632	LTC1563-2CGN	1625	LTC1625CGN	16581	LTC1658IS8	172941	LTC1729CS8-4.1	17751	LTC1775IGN
1469	LT1469CS8	1510	LT1510CGN	156321	LTC1563-2IGN	16251	LTC1625IGN	1659	LTC1659CS8	172942	LTC1729CS8-4.2	1776	LT1776CS8
14691	LT1469IS8	1510	LT1510CS8	15633	LTC1563-3CGN	1627	LTC1627CS8	16591	LTC1659IS8	172982	LTC1729CS8-8.2	17761	LT1776IS8
1470	LTC1470CS8	15105	LT1510-5CGN	156331	LTC1563-3IGN	16271	LTC1627IS8	1660	LTC1660CGN	172984	LTC1729CS8-8.4	1777	LT1777CGN
1470B	LTC1470BCS8	151051	LT1510-5IGN	156531	LTC1565-3IC8	1628	LTC1628CUH	16601	LTC1660IGN	17304	LTC1730EGN-4	1778	LTC1778EGN
1470BE	LTC1470BES8	15101	LT1510IGN	156573	LTC1565-7CS8	16281	LTC1628IUH	1664	LTC1664CGN	173041	LTC1730ES8-4.1	17781	LTC1778EGN-1
1470E	LTC1470ES8	15101	LT1510IS8	15661	LTC1566-1CS8	1630	LT1630CS8	16641	LTC1664IGN	173042	LTC1730ES8-4.2	1778A	LTC1778AEGN
1473	LTC1473CGN	1512	LT1512CGN	156611	LTC1566-1IS8	16301	LT1630IS8	1665	LTC1665CGN	173082	LTC1730ES8-8.2	1778A	LTC1778AIGN
14731	LTC1473IGN	1512	LT1512CS8	1568	LT1568CGN	1632	LT1632CS8	16651	LTC1665IGN	173084	LTC1730ES8-8.4	1778H	LTC1778HIGN
1473L	LTC1473LIGN	15121	LT1512IGN	15681	LT1568IGN	16321	LT1632IS8	1671	LT1671CS8	173141	LTC1731ES8-4.1	1778I	LTC1778IGN
1473LI	LTC1473LIGN	15121	LT1512IS8	15696	LTC1569CS8-6	1634A1	LT1634ACS8-1.25	16711	LT1671IS8	173142	LTC1731ES8-4.2	1779	LTC1779ES8
1474	LTC1474CS8	15143	LTC1514CS8-3	15697	LTC1569CS8-7	1634A2	LT1634ACS8-2.5	1672	LT1672CS8	173184	LTC1731ES8-8.4	1785	LT1785CS8
147433	LTC1474CS8-3.3	1514333	LTC1514CS8-3.3	156916	LTC1569IS8-6	1634A4	LT1634ACS8-4.096	16721	LT1672IS8	1733	LTC1733CS8	1785A	LT1785ACS8
14745	LTC1474CS8-5	15145	LTC1514CS8-5	156917	LTC1569IS8-7	1634A5	LT1634ACS8-5	1673	LT1673CS8	17331	LTC1733IS8	1785AI	LT1785AIS8
14741	LTC1474IS8	151413	LTC1514IS8-3	15715	LT1571EGN-5	1634B1	LT1634BCS8-1.25	16731	LT1673IS8	1735	LTC1735CGN	17851	LT1785IS8
147415	LT1474IS8-5	151415	LTC1514IS8-5	1573	LT1573CS8	1634B2	LT1634BCS8-2.5	1675	LT1675CGN	17351	LTC1735CS8-1	1787	LT1787CS8
1475	LTC1475CS8	1515	LTC1515CS8	157325	LT1573CS8-2.5	1634B4	LT1634BCS8-4.096	16751	LT1675CS8-1	1735E	LTC1735EGN	1787H	LT1787HS8
147533	LTC1475CS8-3.3	151535	LTC1515CS8-3.3/5	157328	LT1573CS8-2.8	1634B5	LT1634BCS8-5	167511	LT1675IS8-1	17351	LTC1735IGN	1787HV	LT1787HVCS8
14755	LTC1475CS8-5	15151	LTC1515IS8	157333	LT1573CS8-3.3	1635	LT1635CS8	1676	LT1676CS8	173511	LTC1735IGN-1	1787I	LT1787IS8
14751	LTC1475IS8	1516	LTC1516CS8	15731	LT1573IS8	16351	LT1635IS8	16761	LT1676IS8	1737	LT1737CGN	17891	LT1789CGN-1
1477	LTC1477CS8	15161	LTC1516IS8	1575	LT1575CS8								

TOP MARKINGS (TOP MARK TO PART NUMBER)

Amps, Refs,
Filters, Comps

Power
Management

Data
Conversion

Interface

High
Frequency

Reference
Material

178910	LT1789CS8-10	1861LI	LTC1861LIS8	1956IFE	LT1956IFE	2178I	LT2178IS8	236CC1	LT1236CCS8-10	2600	LTC2600CGN	275118	LTC2751AIUHF-18
1789H1	LT1789HS8-1	1863	LTC1863CGN	1956IFE-5	LT1956IFE-5	21AHVI	LT1121AHVIS8	236CC5	LT1236CCS8-5	2600	LTC2600CUFD	275118	LTC2751BCUHF-18
1789I1	LT1789IGN-1	1863I	LTC1863IGN	1959	LT1959CS8	2201T	LTC3220EPP-1	236CI1	LT1236CIS8-10	2600	LTC2600IUF	275118	LTC2751BIUHF-18
1789I1	LT1789IS8-1	1863L	LTC1863LIGN	1959I	LT1959IS8	2225	LTC2225CUH	236CIS	LT1236CIS8-5	2600I	LTC2600IGN	2801	LTC2801CDE
1792	LT1792CS8	1863LI	LTC1863LIGN	1960	LTC1960CUHF	2225	LTC2225IUF	2400	LTC2400CS8	2604	LTC2604CGN	2801	LTC2801CDE
1792A	LT1792ACS8	1864	LTC1864CS8	1961	LT1961ES8	2226	LTC2226CUH	2400I	LTC2400IS8	2604I	LTC2604CGN-1	2802	LTC2802CDE
1792AI	LT1792AIS8	1864A	LTC1864ACS8	1963	LT1963ES8	2226	LTC2226IUF	240HVH	LTC6240HVHS8	2604I	LTC2604IGN	2802	LTC2802IDE
1792I	LT1792IS8	1864AI	LTC1864AIS8	1963	LT1963EST	2227	LTC2227CUH	240HVI	LTC6240HVHS8	2604I1	LTC2604IGN-1	2803	LTC2803CDHC
1793	LT1793CS8	1864I	LTC1864IS8	1963I5	LT1963ES8-1.5	2227	LTC2227IUF	2410	LTC2410CGN	2605	LTC2605CGN	2803	LTC2803IDHC
1793A	LT1793ACS8	1864L	LTC1864LCS8	1963I5	LT1963EST-1.5	2228	LTC2228CUH	2410I	LTC2410IGN	2605I	LTC2605CGN-1	28031	LTC2803CGN-1
1793AI	LT1793AIS8	1864LA	LTC1864LACS8	1963I8	LT1963ES8-1.8	2228	LTC2228IUF	2412	LTC2412CGN	2605I	LTC2605IGN-1	28031	LTC2803IGN-1
1793I	LT1793IS8	1864LI	LTC1864LIS8	1963I8	LT1963EST-1.8	2229	LTC2229CUH	2412I	LTC2412IGN	260511	LTC2605IGN-1	2804	LTC2804CDHC
1794	LT1794CS8	1865	LTC1865CS8	1963I5	LT1963ES8-2.5	2229	LTC2229IUF	2413	LTC2413CGN	2607	LTC2607CDE	2804	LTC2804IDHC
1794A	LT1794ACS8	1865A	LTC1865ACS8	1963I5	LT1963EST-2.5	2229I1	LTC2229CUH-11	2413I	LTC2413IGN	2607	LTC2607IDE	28041	LTC2804CGN-1
1796	LT1796CS8	1865AI	LTC1865AIS8	196333	LT1963ES8-3.3	2236	LTC2236CUH	2415	LTC2415CGN	2607I	LTC2607CDE-1	28041	LTC2804IGN-1
1796I	LT1796IS8	1865I	LTC1865IS8	196333	LT1963EST-3.3	2236	LTC2236IUF	2415I	LTC2415-1CGN	2607I	LTC2607IDE-1	2845	LTC2845CUHF
1798	LTC1798CS8	1865L	LTC1865LCS8	1963A	LT1963AE58	2237	LTC2237CUH	24151I	LTC2415-1IGN	2609	LTC2609CGN	2845I	LTC2845IUF
179825	LTC1798CS8-2.5	1865LA	LTC1865LACS8	1963AEFE	LT1963AEFE	2237	LTC2237IUF	2415I	LTC2415IGN	2609I	LTC2609CGN-1	2847	LTC2847CUHF
17983	LTC1798CS8-3	1865LI	LTC1865LIS8	1963AEFE15	LT1963AEFE-1.5	2238	LTC2238CUH	241HVH	LTC6241HVHS8	2609I	LTC2609IGN	2847I	LTC2847IUF
179841	LTC1798CS8-4.1	1867	LTC1867ACGN	1963AEFE18	LT1963AEFE-1.8	2238	LTC2238IUF	241HVI	LTC6241HVHS8	260911	LTC2609IGN-1	2850	LTC2850CS8
17985	LTC1798CS8-5	1867	LTC1867AIGN	1963AEFE25	LT1963AEFE-2.5	2239	LTC2239CUH	2420	LTC2420CS8	2610	LTC2610CGN	2850H	LTC2850HS8
1798I	LTC1798IS8	1867	LTC1867CGN	1963AEFE33	LT1963AEFE-3.3	2239	LTC2239IUF	2420I	LTC2420IS8	2610	LTC2610CUFD	2850I	LTC2850IS8
1798I3	LTC1798IS8-3	1867	LTC1867IGN	1963EFE	LT1963EFE	2245	LTC2245CUH	242HVH	LTC6242HVHGN	2610	LTC2610IUF	2851	LTC2851CS8
1798I5	LTC1798IS8-5	1867L	LTC1867LACGN	1963EFE15	LT1963EFE-1.5	2245	LTC2245IUF	242HVI	LTC6242HVHGN	2610I	LTC2610IGN	2851H	LTC2851HS8
1800	LT1800CS8	1867L	LTC1867LAIGN	1963EFE18	LT1963EFE-1.8	2246	LTC2246CUH	2430	LTC2430CGN	2614	LTC2614CGN	2851I	LTC2851IS8
1800I	LT1800IS8	1867L	LTC1867LCS8	1963EFE25	LT1963EFE-2.5	2246	LTC2246IUF	2430I	LTC2430IGN	2614I	LTC2614CGN-1	2855	LTC2855CDE
1801	LT1801CS8	1867L	LTC1867LIGN	1963EFE33	LT1963EFE-3.3	2247	LTC2247CUH	2435	LTC2435CGN	2614I	LTC2614IGN	2855	LTC2855HDE
1801I	LT1801IS8	1874	LTC1874EGN	1963I	LT1963IS8	2247	LTC2247IUF	2435I	LTC2435-1CGN	2614I1	LTC2614IGN-1	2855	LTC2855IDE
1803	LT1803CS8	1875	LTC1875EGN	1973	LT1973CS8	2248	LTC2248CUH	2435I1	LTC2435-1IGN	2615	LTC2615CGN	2855	LTC2855CGN
1803I	LT1803IS8	1879	LTC1879EGN	1973I	LT1973IS8	2248	LTC2248IUF	2435I	LTC2435IGN	2615I	LTC2615CGN-1	2855H	LTC2855HGN
1804	LT1804CS8	1881	LTC1881CS8	1976BEFE	LT1976BEFE	2249	LTC2249CUH	2436I	LTC2436-1CGN	2615I	LTC2615IGN	2855I	LTC2855IGN
1804I	LT1804IS8	1881A	LTC1881ACS8	1976BIFE	LT1976BIFE	2249	LTC2249IUF	2436I1	LTC2436-1IGN	261511	LTC2615IGN-1	2860	LTC2860CDE
1806	LT1806CS8	1881AI	LTC1881AIS8	1976EFE	LT1976EFE	2250	LTC2250CUH	2440	LTC2440CGN	2617	LTC2617CDE	2860	LTC2860IDE
1806I	LT1806IS8	1881I	LTC1881IS8	1976HFE	LT1976HFE	2250	LTC2250IUF	2440I	LTC2440IGN	2617	LTC2617IDE	2860	LTC2860CGN
1807	LT1807CS8	1884	LTC1884CS8	1976IFE	LT1976IFE	2251	LTC2251CUH	2444	LTC2444CUHF	2617I	LTC2617CDE-1	2860I	LTC2860IGN
1807H	LT1807HS8	1884A	LTC1884ACS8	1977BEFE	LT1977BEFE	2251	LTC2251IUF	2444	LTC2444IUF	2617I	LTC2617IDE-1	2861	LTC2861CDE
1807I	LT1807IS8	1884AI	LTC1884AIS8	1977BIFE	LT1977BIFE	2252	LTC2252CUH	2445	LTC2445CUHF	2619	LTC2619CGN	2861	LTC2861IDE
1809	LT1809CS8	1884I	LTC1884IS8	1977EFE	LT1977EFE	2252	LTC2252IUF	2445	LTC2445IUF	2619I	LTC2619CGN-1	2861	LTC2861CGN
1809I	LT1809IS8	1886	LTC1886CS8	1977IFE	LT1977IFE	2253	LTC2253CUH	2446	LTC2446CUHF	2619I	LTC2619IGN	2861I	LTC2861IGN
1810	LT1810CS8	1886I	LTC1886IS8	1990	LT1990CS8	2253	LTC2253IUF	2446	LTC2446IUF	2619I1	LTC2619IGN-1	29011	LTC2901-1CGN
1810I	LT1810IS8	1905	LTC1905CS8-5	1990I0	LT1990CS8-10	2254	LTC2254CUH	2447	LTC2447CUHF	261L45	LTC1261LCS8-4.5	29011I	LTC2901-1IGN
1812	LT1812CS8	1910	LTC1910CS8-10	1990A	LT1990ACS8	2254	LTC2254IUF	2447	LTC2447IUF	2620	LTC2620CGN	29012	LTC2901-2CGN
1812I	LT1812IS8	1910E	LTC1910ES8	1990AH	LT1990AHS8	2255	LTC2255CUH	2448	LTC2448CUHF	2620	LTC2620CUFD	29012I	LTC2901-2IGN
1813	LT1813CS8	1911I18	LTC1911ES8-1.8	1990AI	LT1990AIS8	2255	LTC2255IUF	2448	LTC2448IUF	2620	LTC2620IUF	29013	LTC2901-3CGN
1813D	LT1813DS8	1920	LTC1920CS8	1990H	LT1990HS8	2301	LTC2301CDE	2449	LTC2449CUHF	2620I	LTC2620IGN	29013I	LTC2901-3IGN
1813HV	LT1813HVCS8	1920I	LTC1920IS8	1990I	LT1990IS8	2301	LTC2301IDE	2449	LTC2449IUF	2624	LTC2624CGN	29014	LTC2901-4CGN
1813I	LT1813IS8	1921	LTC1921CS8	1994	LT1994CS8	2301	LTC2301CMS	2486	LTC2486CDE	2624I	LTC2624CGN-1	29014I	LTC2901-4IGN
1814	LT1814CGN	1921I	LTC1921IS8	1994I	LT1994IS8	2301	LTC2301IMS	2486	LTC2486IDE	2624I	LTC2624IGN	29021	LTC2902-1CGN
1814I	LT1814IGN	1923	LTC1923EUH	19AI25	LT1019AIS8-2.5	2305	LTC2305CDE	2487	LTC2487CDE	26241I	LTC2624IGN-1	29021I	LTC2902-1IGN
1815	LT1815CS8	1925	LTC1925CS8-2.5	19105	LT1019IS8-5	2305	LTC2305IDE	2487	LTC2487IDE	2625	LTC2625CGN	29022	LTC2902-2CGN
1815I	LT1815IS8	1928	LTC1928CS8	19125	LT1019IS8-2.5	2305	LTC2305CMS	2488	LTC2488CDE	2625I	LTC2625CGN-1	29022I	LTC2902-2IGN
1816	LT1816CS8	1932	LTC1932ES8	2001I0	LT6200IS8-10	2305	LTC2305IMS	2488	LTC2488IDE	2625I	LTC2625IGN	2910	LTC2910CDHC
1816I	LT1816IS8	1933	LTC1933CS8	2050	LTC2050CS8	2306	LTC2306CUF	2489	LTC2489CDE	262511	LTC2625IGN-1	2910	LTC2910HDHC
1817	LT1817CGN	1940EFE	LTC1940EFE	2050H	LTC2050HS8	2306	LTC2306IUF	2489	LTC2489IDE	2627	LTC2627CDE	2910	LTC2910IDHC
1817I	LT1817IGN	1940LEFE	LTC1940LEFE	2050HV	LTC2050HVCS8	2308	LTC2308CUF	2490	LTC2490CS8	2627	LTC2627IDE	2910	LTC2910CGN
1818	LT1818CS8	1942	LTC1942EUF	2050I	LTC2050IS8	2308	LTC2308IUF	2490I	LTC2490IS8	2627I	LTC2627CDE-1	2910H	LTC2910HGN
1818I	LT1818IS8	1945	LTC1945CS8-4.5	2051	LTC2051CS8	2309	LTC2309CUF	2492	LTC2492CDE	2627I	LTC2627IDE-1	2910I	LTC2910IGN
1819	LT1819CS8	1946	LTC1946EUF	2051H	LTC2051HS8	2309	LTC2309IUF	2492	LTC2492IDE	2629	LTC2629CGN	2914I	LTC2914CDHC-1
1819I	LT1819IS8	1946A	LTC1946AEUF	2051HV	LTC2051HVCS8	2318	LTC2318CUF	2493	LTC2493CDE	2629I	LTC2629CGN-1	2914I	LTC2914HDHC-1
1840	LTC1840CGN	1949	LTC1949ES8	2051I	LTC2051IS8	2318	LTC2318IUF	2493	LTC2493IDE	2629I	LTC2629IGN	2914I	LTC2914IDHC-1
1840I	LTC1840IGN	1949I	LTC1949IS8	2052	LTC2052CGN	2328	LTC2328CUF	2494	LTC2494CUHF	26291I	LTC2629IGN-1	2914I	LTC2914CGN-1
1841	LTC1841CS8	1950	LTC1950EGN	2052H	LTC2052HGN	2328	LTC2328IUF	2494	LTC2494IUF	264116	LTC2641CS8-16	29142	LTC2914CDHC-2
1841I	LTC1841IS8	1950I	LTC1950IGN	2052HV	LTC2052HVCGN	235112	LTC2351CUH-12	2495	LTC2495CUHF	264116I	LTC2641IS8-16	29142	LTC2914HDHC-2
1842	LTC1842CS8	1950I	LTC1950IGN	2052I	LTC2052IGN	235112	LTC2351IUF-12	2495	LTC2495IUF	275112	LTC2751CUHF-12	29142	LTC2914IDHC-2
1842I	LTC1842IS8	1952I	LTC1952EIGN-1	2078	LT2078CS8	235114	LTC2351IUF-14	2496	LTC2496CUHF	275112I	LTC2751IUFH-12	29142	LTC2914CGN-2
1843	LTC1843CS8	1952I	LTC1952IGN	2078A	LT2078ACS8	235114	LTC2351IUFH-14	2496	LTC2496IUF	275114	LTC2751IUFH-14	2914H1	LTC2914HGN-1
1843I	LTC1843IS8	1952I1	LTC1952IGN-1	2078AI	LT2078AIS8	236AC1	LT1236ACS8-10	2497	LTC2497CUHF	275114I	LTC2751IUFH-14	2914H2	LTC2914HGN-2
1860	LTC1860CS8	1955	LTC1955EUF	2078I	LT2078IS8	236AC5	LT1236ACS8-5	2497	LTC2497IUF	275116	LTC2751ACUHF-16	2914I1	LTC2914IGN-1
1860I	LTC1860IS8	1956	LTC1956EIGN	2105	LT1021DCS8-5	236AI1	LT1236AIS8-5	2498	LTC2498CUHF	275116I	LTC2751AIUHF-16	2914I2	LTC2914IGN-2
1860L	LTC1860LCS8	19565	LTC1956EIGN-5	2107	LT1021DCS8-7	236AI5	LT1236AIS8-5	2498	LTC2498IUF	275116I	LTC2751AIUHF-16	2921	LTC2921CGN
1860LI	LTC1860LIS8	1956EFE	LTC1956EFE	2110	LT1021DCS8-10	236BC1	LT1236BCS8-10	2499	LTC2499CUHF	275116I	LTC2751BIUHF-16	292125	LTC2921CGN-2.5
1861	LTC1861CS8	1956EFE-5	LTC1956EFE-5	2178	LT2178CS8	236BC5	LT1236BCS8-5	2499	LTC2499IUF	275116I	LTC2751BIUHF-16	292133	LTC2921CGN-3.3
1861I	LTC1861IS8	1956I	LTC1956IGN	2178A	LT2178ACS8	236BI1	LT1236BIS8-10	253AJ	LTC4253ACUF-ADJ	275116I	LTC2751IUFH-16	2921I	LTC2921IGN
1861L	LTC1861LCS8	1956I5	LTC1956IGN-5	2178AI	LT2178AIS8	236BI5	LT1236BIS8-5	253AJ	LTC4253AIUF-ADJ	275118	LTC2751AIUHF-18	29221	LTC2922-1CGN



TOP MARKINGS (TOP MARK TO PART NUMBER)

29221I	LTC2922-1IGN	3252	LTC3252EDE	3478FE-1	LT3478IFE-1	3573	LT3573EMSE	376HVI	LT1376HVIS8	3844IFE	LT3844IFE	4216	LTC4216CDE
2923	LTC2923CDE	326125	LTC13261S8-2.5	3479	LT3479EDE	3573	LT3573IMSE	3770	LTC3770EUH	3845FE	LT3845FE	4216	LTC4216IDE
2923	LTC2923IDE	3401	LT1034CS8-1.2	3479EFE	LT3479EFE	3576	LTC3576EUF	3773	LTC3773CUHF	3845FE	LT3845IFE	4217	LTC4217CDHC
2924	LTC2924CGN	3402	LT1034CS8-2.5	3486	LT3486EDHC	3576	LT3576IUF	3773E	LTC3773EUF	3850	LTC3850EUF	4217	LTC4217DHC
2924I	LTC2924IGN	3412	LTC3412EUF	3486EFE	LT3486EFE	3586	LTC3586EUF	3773I	LTC3773IUHF	3850	LTC3850EUF	4217I2	LTC4217CDHC-12
2925	LTC2925CUF	3412A	LTC3412AEUF	3486IFE	LT3486IFE	3595	LT3595EUIH	3776	LT3776EUF	3850	LTC3850EUH	4217I2	LTC4217DHC-12
2925	LTC2925IUF	3412A	LTC3412AIUF	3490	LTC3490ES8	3602	LTC3602EUF	3777	LTC3777EUF	3850	LTC3850IUF	4218	LTC4218CGN
2926	LTC2926CUF	3412AEFE	LTC3412AEFE	3492	LT3492EUF	3602	LTC3602IUF	3780	LTC3780EUH	3850	LTC3850IUF	4218I2	LTC4218CDHC-12
2926	LTC2926CUFD	3412AIFE	LTC3412AIFE	3492	LT3492IUF	3602I	LTC3602EUF-1	3780I	LTC3780IUH	389A12	LT1389ACS8-1.25	4218I2	LTC4218IDHC-12
2926	LTC2926IUF	3412EFE	LTC3412EFE	3493ES	LT3493AES8	36022	LTC3602EUF-2	3782	LT3782EUF	389B12	LT1389BCS8-1.25	4218I	LTC4218IGN
2926	LTC2926IUF	3412IFE	LTC3412IFE	3496	LTC3496EUF	3602EFE1	LTC3602EFE-1	3782	LT3782IUF	389B25	LT1389BCS8-2.5	4220	LT4220CGN
2928	LTC2928CUHF	3413EFE	LTC3413EFE	3496	LT3496IUF	3602EFE2	LTC3602EFE-2	3782H	LT3782IUF	3900	LTC3900ES8	4220I	LT4220IGN
2928	LTC2928IUF	3413IFE	LTC3413IFE	34102	LT10341S8-2.5	3602FE	LTC3602EFE	3783	LTC3783EDHD	3901	LTC3901EGN	4221	LTC4221CGN
2933	LTC2933CDHC	3415	LTC3415EUF	3500	LT3500EMSE	3602FE	LTC3602IFE	3783	LT3783IDHD	3901EFE	LTC3901EFE	4221I	LTC4221IGN
2933	LTC2933IDHC	3417	LTC3417EDHC	3500	LTC3500IMSE	3681	LT3681EDE	3783EFE	LTC3783EFE	4001	LTC4001EUF	4222	LTC4222CUH
2933	LTC2933CGN	3417A	LTC3417AEDHC	3500H	LTC3500HMSE	3701	LT3701EGN	3783IFE	LTC3783IFE	4001I	LTC4001EUF-1	4222	LTC4222IUF
2933I	LTC2933IGN	3417A1	LTC3417AEDHC-1	3504	LT3504EUF	3703	LT3703EGN	3785	LTC3785EUF	400242	LTC4002ES8-4.2	4223I	LTC4223CDHD-1
2952	LTC2952CUF	3417A1	LTC3417AIDHC-1	3504	LT3504IUF	37035	LTC3703EGN-5	3800EFE	LTC3800EFE	400284	LTC4002ES8-8.4	4223I	LTC4223IDHD-1
2952	LTC2952IUF	3417A2	LTC3417AEDHC-2	3506	LT3506EDHD	3703H	LTC3703HGN	3800IFE	LTC3800IFE	40062	LTC4006EGN-2	4223I	LTC4223CGN-1
2952	LTC2953IMS-2	3417A2	LTC3417AIDHC-2	3506	LT3506IDHD	3703I	LTC3703IGN	3802	LTC3802EUF	40064	LTC4006EGN-4	42232	LTC4223CDHD-2
29530	LTC2970CUFD	3417AL	LTC3417ALEDHC	3506A	LT3506AEDHD	3703IS	LTC3703IGN-5	3806	LTC3806EUE	40066	LTC4006EGN-6	42232	LTC4223IDHD-2
2970	LTC2970IUF	3417AL	LTC3417ALIDHC	3506A	LT3506AIDHD	3705	LTC3705EGN	3806	LTC3806EGN	4007	LTC4007EUF	42232	LTC4223CGN-2
2970I	LTC2970CUFD-1	3417S	LTC3417SEDHC	3506AEFE	LTC3506AEFE	3705I	LTC3705IGN	3807	LTC3807EUF	4007I	LTC4007EUF-1	4223I	LTC4223IGN-1
2970I	LTC2970IUF-1	3418	LTC3418EUF	3506AIFE	LT3506AIFE	3708	LTC3708EUF	3807I	LTC3807EGN-1	4008	LTC4008EUF	4223I2	LTC4223IGN-2
3011	LT3011EMSE	3421	LTC3421EUF	3506EFE	LT3506EFE	3709	LTC3709EUF	38072	LTC3807EGN-2	4009	LTC4009EUF	4242	LTC4242CUHF
3011H	LT3011HMSE	3425	LTC3425EUF	3506IFE	LT3506IFE	3710EFE	LTC3710EFE	3808	LTC3808EUE	4009I	LTC4009EUF-1	4242	LTC4242IUF
3012	LT3012EDE	3430EFE	LTC3430EFE	3506L	LT3506LEDHD	3717	LTC3717EGN	3808	LTC3808EGN	40092	LTC4009EUF-2	4245	LTC4245CUHF
3012B	LT3012BEDE	3430EFE-1	LTC3430EFE-1	3506LEFE	LT3506LEFE	3717I	LTC3717EUF-1	3810	LTC3810EGN	40093	LTC4009EUF-3	4245	LTC4245IUF
3012BEFE	LT3012BEFE	3430IFE	LTC3430IFE	3507	LT3507EUF	3721I	LTC3721EGN-1	3810	LTC3810EUH	4010CFE	LTC4010CFE	4250H	LT4250HC8
3012EFE	LT3012EFE	3430IFE-1	LTC3430IFE-1	3507	LT3507IUF	3721I	LTC3721EUF-1	38105	LTC3810EUF-5	4010EFE	LTC4010EFE	4250H1	LT4250H1S8
3012HFE	LT3012HFE	3431EFE	LTC3431EFE	3507H	LT3507HUHF	3723I	LTC3723EGN-1	38105	LTC3810IUF-5	4012	LTC4012EUF	4250L	LT4250LCS8
3012I	LT3012IDE	3431IFE	LTC3431IFE	3508	LTC3508EUF	37232	LTC3723EGN-2	3811	LTC3811EUF	40121	LTC4012EUF-1	4250LI	LT4250LIS8
3012IFE	LT3012IFE	3433	LTC3433EGN	3508	LT3508IUF	3724EFE	LTC3724EFE	38112	LTC3812EFE-5	40122	LTC4012EUF-2	4251	LTC4251CS8
3013	LT3013EDE	3433EFE	LTC3433EFE	3508FE	LT3508FE	3724IFE	LTC3724IFE	3812IFE-5	LTC3812IFE-5	4051	LTC4051EGN	4251I	LTC4251S8
3013B	LT3013BEDE	3433I	LTC3433IGN	3508EFE	LT3508EFE	3726	LTC3726EGN	3813	LTC3813EUF	4055	LTC4055EUF	4252I	LTC4252-1CS8
3013BEFE	LT3013BEFE	3433IFE	LTC3433IFE	3508H	LT3508HUF	3726I	LTC3726IGN	3813	LTC3813IUF	4055I	LTC4055EUF-1	42522	LTC4252-2CS8
3013BEFE	LT3013BEFE	3434EFE	LTC3434EFE	3508HFE	LT3508HFE	3727I	LTC3727EUF-1	38135	LTC3813EUF-5	4060	LTC4060EDHC	4253	LTC4253CGN
3013HFE	LT3013HFE	3434IFE	LTC3434IFE	3509	LT3509EDE	3728	LTC3728EUF	3814EFE-5	LTC3814EFE-5	4060EFE	LTC4060EFE	4253A	LTC4253ACGN
3013I	LT3013IDE	3435EFE	LTC3435EFE	3509	LT3509IDE	3728L	LTC3728LCUH	3814IFE-5	LTC3814IFE-5	4066	LTC4066EUF	4253AI	LTC4253AIGN
3013IFE	LT3013IFE	3435IFE	LTC3435IFE	3509H	LT3509HDE	3728L1	LTC3728LCUH-1	3821	LTC3821EUF	4066I	LTC4066EUF-1	4253I	LTC4253IGN
3021	LT3021EDH	3436EFE	LTC3436EFE	3517	LT3517EUF	3728L1	LTC3728LIUH-1	3821EFE	LTC3821EFE	4066T	LTC4066EPF	4253J	LTC4253CUF-ADJ
3021	LT3021ES8	3437EFE	LTC3437EFE	3517	LT3517IUF	3728LE	LTC3728LEUH	3822I	LTC3822EGN-1	4067	LTC4067EDE	4253J	LTC4253IUF-ADJ
3021I2	LT3021EDH-1.2	3437HFE	LTC3437HFE	3517FE	LT3517FE	3728LI	LTC3728LIUH	3823	LTC3823EUF	4085	LTC4085EDE	4254	LT4254CGN
3021I2	LT3021ES8-1.2	3437IFE	LTC3437IFE	3517FE	LT3517IFE	3728LX	LTC3728LXCUH	3825EFE	LTC3825EFE	4085	LTC4085EGN	4254I	LT4254-1CGN
3021I5	LT3021EDH-1.5	3439EFE	LTC3439EFE	3517HFE	LT3517HFE	3728ZE	LTC3728ZEUF	3826	LTC3826EUF	4085I	LTC4085EDE-1	4254I1	LT4254-1IGN
3021I5	LT3021ES8-1.5	3441	LTC3441EDE	3518	LT3518EUF	3729	LTC3729EUF	3826	LTC3826IUF	4088	LTC4088EDE	42542	LT4254-2CGN
3021I8	LT3021EDH-1.8	3442	LTC3442EDE	3518	LT3518IUF	37296	LTC3729EUF-6	3827	LTC3827EUF	4088I	LTC4088EDE-1	42542I	LT4254-2IGN
3021I8	LT3021ES8-1.8	3443	LTC3443EDE	3518FE	LT3518FE	3729L6	LTC3729LEUH-6	3827	LTC3827IUF	40882	LTC4088EDE-2	4254I	LT4254IGN
3022	LT3022EDHC	3445	LTC3445EUF	3518FE	LT3518FE	3731	LTC3731CUH	3827H	LTC3827HUH	4089	LTC4089EJHC	4256I	LT4256-1CS8
3022EFE	LT3022EFE	3446	LTC3446EDE	3518HFE	LT3518HFE	3731I	LTC3731IUF	3828	LTC3828EUF	4089I	LTC4089EJHC-1	4256I1	LT4256-1IS8
3024	LT3024EDE	3446	LTC3446IDE	3520	LTC3520EUF	3732	LTC3732CUHF	3830	LTC3830EGN	40895	LTC4089EJHC-5	42562	LT4256-2CS8
3024	LT3024IDE	3451	LTC3451EUF	3524	LTC3524EUF	3733I	LTC3733CUHF-1	3830	LTC3830ES8	4090	LTC4090EJHC	42562I	LT4256-2IS8
3024EFE	LT3024EFE	3452	LTC3452EUF	352533	LTC3525ES8-3.3	3734	LTC3734EUF	3830I	LTC3830I-ES8	40905	LTC4090EJHC-5	42563	LT4256-3CGN
3024IFE	LT3024IFE	3453	LTC3453EUF	3533	LTC3533EDE	3735	LTC3735EUF	38308	LTC3830EGN-8	417AL1	LTC3417ALEDHC-1	42563I	LT4256-3IGN
3028	LT3028EDHC	3455	LTC3455EUF	3534	LTC3534EGN	3736	LTC3736EUF	3831	LTC3831IGN	417AL1	LTC3417ALIDHC-1	4257	LTC4257CS8
3028BEFE	LT3028BEFE	3456	LTC3456EUF	3534	LTC3534EUF	3736I	LTC3736IUF	3831	LTC3831IGN	4210	LTC4210CS8	4257I	LTC4257CS8-1
3028I	LT3028IDHC	3458	LTC3458EDE	3550	LTC3550EDHC	37362	LTC3736EUF-2	38311	LTC3831EGN-1	4210I	LTC4210-1CS8	4257I	LTC4257IS8
3028IFE	LT3028IFE	3458EFE	LTC3458EFE	3550I	LTC3550EDHC-1	3737	LTC3737EUF	3832	LTC3832EGN	4210I1	LTC4210-1IS8	4257I1	LTC4257IS8-1
3035	LT3035ES8	3458L	LTC3458LEDE	3552	LTC3552EUF	3738	LTC3738CUHF	3832I	LTC3832-1ES8	42102	LTC4210-2CS8	4260	LTC4260CUH
3080	LT3080EST	3458LEFE	LTC3458LEFE	3552I	LTC3552EDHC-1	3740	LT3740EDHC	3834	LTC3834EUF	42102I	LTC4210-2IS8	4260	LTC4260IUF
3080EFE	LT3080EFE	3459	LTC3459ES8	3555	LTC3555EUF	3742	LT3742EUF	3834	LTC3834IUF	42103	LTC4210-3CS8	4261	LTC4261CUFD
3150	LT3150CGN	3466EFE	LTC3466EFE	3555I	LTC3555EUF-1	3742I	LT3742EUF-1	3834I	LTC3834EDHC-1	42103I	LTC4210-3IS8	4261	LTC4261IUF
3205	LTC3205EUF	3469	LTC3469ES8	3555I	LTC3555IUF-1	3745SN	LT1374CS8-5 SYNC	3834I	LTC3834IDHC-1	42104	LTC4210-4CS8	42612	LTC4261CUFD-2
3205X	LTC3205EUF	3473A	LTC3473AEDE	3555I	LTC3555EUF-3	374HVI	LT1374HVIS8	3834I	LTC3834EGN-1	42104I	LTC4210-4IS8	42612	LTC4261IUF-2
3206	LTC3206EUF	3474EFE	LTC3474EFE	35553	LTC3555IUF-3	374ISN	LT1374IS8-SYNC	3834I	LTC3834IGN-1	4211	LTC4211CS8	4263	LTC4263CDE
3207	LTC3207EUF	3474EFE-1	LTC3474EFE-1	3555I	LTC3555IUF	3755	LTC3755EMSE	3835	LTC3835EUF	4211I	LTC4211IS8	4263	LTC4263IDC
3207I	LTC3207EUF-1	3474IFE	LTC3474IFE	3556	LTC3556EUF	3755	LTC3755IMSE	3835	LTC3835IUF	4213	LTC4213CS8	4263I	LTC4263CDE-1
3208	LTC3208EUF	3474IFE-1	LTC3474IFE-1	3557	LTC3557EUF	3755I	LT3755EMSE-1	3835I	LTC3835EDHC-1	4213I	LTC4213IS8	4263I	LTC4263IDE-1
3209I	LTC3209EUF-1	3476	LTC3476EUF	3557I	LTC3557EUF-1	3755I	LT3755IMSE-1	3835I	LTC3835IDHC-1	4215	LTC4215CGN	4264	LTC4264CDE
3209I2	LTC3209EUF-2	3477	LTC3477EUF	3566	LTC3566EUF	3756	LTC3756EMSE	3835I	LTC3835EGN-1	4215	LTC4215CUFD	4264	LTC4264IDE
3216	LTC3216EDE	3477	LTC3477IUF	3566	LTC3566IUF	3756	LTC3756IMSE	3835I	LTC3835IGN-1	4215	LTC4215IUF	4265	LTC4265CDE
3220	LTC3220EUF	3478FE	LTC3478FE	3567	LTC3567EUF	3756I	LT3756IMSE-1	3836	LTC3836EUF	4215I	LTC4215CUFD-1	4265	LTC4265IDE
3220I	LTC3220EUF-1	3478FE	LTC3478FE	3572	LT3572EUF	3756I	LT3756EMSE-1	3837EFE	LT3837EFE	4215I	LTC4215IUF-1	4267	LTC4267CDHC
3220T	LTC3220EPF	3478FE-1	LTC3478FE-1	3572	LT3572IUF	3756I	LT3756HVIS8	3844EFE	LT3844EFE	4215I	LTC4215IGN	4267	LTC4267IDHC

Amps, Refs, Filters, Comps
Power Management
Data Conversion
Interface
High Frequency
Reference Material
TOP MARKINGS

TOP MARKINGS (TOP MARK TO PART NUMBER)

Amps, Refs, Filters, Comps
 Power Management
 Data Conversion
 Interface
 High Frequency
 Reference Material
 TOP MARKINGS

4267	LTC4267CGN	461B13	LT1461BIS8-3	5765SN	LT1576CS8-5SYNC	61DH25	LT1461DHS8-2.5	6556	LT6556IUF	813HVD	LT1813HVS8	LADG	LT6201IDD
42671	LTC4267CGN-1	461B14	LT1461BIS8-4	5761SN	LT1576IS8-SYNC	61DH33	LT1461DHS8-3.3	6557	LT6557CDHC	813HVI	LT1813HVIS8	LADJ	LT1804CDD
42673	LTC4267CDHC-3	461B15	LT1461BIS8-5	578125	LT1578IS8-2.5	6200	LT6200CS8	6557	LT6557IDHC	864LAI	LTC1864LAIS8	LADJ	LT1804IDD
42673	LTC4267IDHC-3	461C25	LT1461CCS8-2.5	579133	LT1461CCS8-2.5	620010	LT6200CS8-10	6557	LT6557CGN	865LAI	LTC1865LAIS8	LADN	LTC4054EDD-4.2
42673	LTC4267CGN-3	461C33	LT1461CCS8-3.3	60010	LT6600CDF-10	62005	LT6200CS8-5	65571	LT65571GN	921I25	LTC2921IGN-2.5	LADR	LT6552CDD
42671	LTC42671GN	461CI3	LT1461CIS8-3	60010	LT6600IDF-10	6200I	LT6200IS8	6558	LT6558CDHC	921I33	LTC2921IGN-3.3	LADR	LT6552IDD
426711	LTC42671GN-1	461CI4	LT1461CIS8-4	6002	LT6602CDHC	6200I5	LT6200IS8-5	6558	LT6558IDHC	963A15	LT1963AES8-1.5	LADT	LTC3411EDD
426713	LTC42671GN-3	461CI5	LT1461CIS8-5	6002	LT6602IDHC	6201	LT6201CS8	6558	LT6558CGN	963A15	LT1963AEST-1.5	LADT	LTC3411IDD
42681	LTC4268CDK-1	461DH3	LT1461DHS8-3	6002	LT6602CGN	62011	LT6201IS8	6558I	LT6558IGN	963A18	LT1963AES8-1.8	LADU	LT6010ACDD
42681	LTC4268IDKD-1	461DH4	LT1461DHS8-4	60025	LT6600CDF-2.5	6202	LT6202CS8	660	LT6600CS8	963A18	LT1963AEST-1.8	LADU	LT6010AIDD
42691	LTC4269CDK-1	461DH5	LT1461DHS8-5	60025	LT6600IDF-2.5	6202I	LT6202IS8	660010	LT6600CS8-10	963A25	LT1963AES8-2.5	LADU	LT6010CDD
42691	LTC4269IDKD-1	474I33	LTC1474IS8-3.3	6002I	LT6602IGN	6203	LT6203CS8	660015	LT6600CS8-15	963A25	LT1963AEST-2.5	LADU	LT6010IDD
42692	LTC4269CDK-2	485	LTC485CS8	6005	LT6605CDHC	6203I	LT6203IS8	660020	LT6600CS8-20	963A33	LT1963AES8-3.3	LADZ	LT6221CDD
4305	LTC4305CDHD	485I	LTC485IS8	6005	LT6605HDHC	6204	LT6204CGN	660025	LT6600CS8-2.5	963A33	LT1963AEST-3.3	LADZ	LT6221IDD
4305	LTC4305IDHD	490	LTC490CS8	6005	LT6605IDHC	6204I	LT6204IGN	66005	LT6600CS8-5	963I18	LT1963IS8-1.8	LAEA	LTC3408EDD
4305	LTC4305CGN	490I	LTC490IS8	6005	LT6605CGN	6207	LT6207CGN	660015	LT6600CS8-15	963I25	LT1963IS8-2.5	LAEL	LT602051HVCDD
4305I	LTC4305IGN	502I33	LTC1502IS8-3.3	6005H	LT6605HGN	6207I	LT6207IGN	682I33	LTC1682IS8-3.3	963I33	LT1963IS8-3.3	LAEL	LTC2051HVIDD
4306	LTC4306CUFD	503I18	LTC1503IS8-1.8	6005I	LT6605IGN	6220	LT6220CS8	690	LT6690CS8	990I10	LT1990IS8-10	LAEP	LTC6800HDD
4306	LTC4306IUF	504A33	LTC1504ACS8-3.3	600110	LT6600IS8-10	6220I	LT6220IS8	690I	LTC690IS8	CXVT	LTC3548EKD-1	LAEQ	LTC2053CDD
4309	LTC4309CDE	506I33	LT1506IS8-3.3	600115	LT6600IS8-15	6221	LT6221CS8	69121	LTC6912CDE-1	DBCT	LTC3502AEK-3	LAEQ	LTC2053HDD
4309	LTC4309IDE	5100	LTC5100EUF	600120	LT6600IS8-20	6221I	LT6221IS8	69121	LTC6912HDE-1	DDVT	LTC4098EPDC	LAEQ	LTC2053IDD
4309	LTC4309CGN	514I33	LTC1514IS8-3.3	600125	LT6600IS8-2.5	6222	LT6222CGN	69121	LTC6912IDE-1	DQKT	LTC4098EPDC	LAET	LT6234CDD
4309I	LTC4309IGN	515335	LTC1515CS8-3.3/5	6010	LT6610CS8	6222I	LT6222IGN	69121	LTC6912CGN-1	DSZT	LTC4098EPDC-1	LAET	LT6234IDD
4350	LTC4350CGN	515135	LTC1515IS8-3/5	6010A	LT6610ACS8	6231	LT6231CS8	69122	LT6600CS8-2	LAEA	LT6600CS8-2	LAEU	LT6221CDD
4350I	LTC4350IGN	530I19	LTC1530IS8-1.9	6010AI	LT6610AIS8	6231I	LT6231IS8	69122	LTC6912HDE-2	LAAB	LT1937ESC6	LAEU	LT6231IDD
4351	LT4351CS8	530I25	LTC1530IS8-2.5	6010I	LT6610IS8	6232	LT6232CGN	69122	LTC6912IDE-2	LAAC	LTC3450EUD	LAEV	LTC4058EDD-4.2
4351I	LT4351IS8	530I28	LTC1530IS8-2.8	6011	LT6611CS8	6232I	LT6232IGN	69122	LTC6912CGN-2	LAAD	LTC5508ESC6	LAEX	LT3020EDD
4353	LTC4353CGN	530I33	LTC1530IS8-3.3	6011A	LT6611ACS8	6234	LT6234CS8	6912H1	LTC6912HGN-1	LAAE	LT1937BESC6	LAFC	LT3463EDD
4353I	LT4353IGN	5506	LT5506EUF	6011AI	LT6611AIS8	6234I	LT6234IS8	6912H2	LTC6912HGN-2	LAAF	LT3460ESC6	LAFQ	LT1618EDD
4354	LTC4354CS8	5506A	LT5506AEUF	6011I	LT6611IS8	6235	LT6235CGN	6912I1	LTC6912IGN-1	LAAG	LTC5507ESC6	LAFR	LTC5532EDC
4354I	LTC4354CS8-1	550L25	LTC1550LCS8-2.5	6012	LT6612CGN	6235I	LT6235IGN	6912I2	LTC6912IGN-2	LAAH	LT1490ACDD	LAFU	LTC4059EDC
43542	LTC4354CS8-2	550L41	LTC1550LCS8-4.1	6012A	LT6612ACGN	6240	LTC6240CS8	6915	LTC6915CDE	LAAH	LT1490AIDD	LAGG	LTC4002EDD-4.2
4354I	LTC4354IS8	5511EFE	LT5511EFE	6012AI	LT6612AIGN	6240H	LTC6240HS8	6915	LTC6915CGN	LAAJ	LT1636CDD	LAGK	LTC3407EDD
4355	LTC4355CDE	5512	LT5512EUF	6012I	LT6612IGN	6240HV	LTC6240HVC8	6915H	LTC6915HGN	LAAJ	LT1636IDD	LAGT	LT6260CDD
4355	LTC4355IDE	5515	LT5515EUF	6013	LT6613CS8	6240I	LTC6240IS8	6915I	LTC6915IDE	LAAK	LT1637CDD	LAGT	LTC2601IDD
4355	LT4355EMS	5516	LT5516EUF	6013A	LT6613ACS8	6241	LTC6241CS8	6915I	LTC6915IGN	LAAK	LT1637IDD	LAHE	LTC3459ESC6
4356	LT4356CDE	5517	LT5517EUF	6013AI	LT6613AIS8	6241H	LTC6241HS8	692	LTC692CS8	LAAL	LT1638CDD	LAHF	LTC3459IS8
4356	LT4356HDE	5518	LT5518EUF	6013I	LT6613IS8	6241HV	LTC6241HVC8	692I	LTC692IS8	LAAL	LT1638IDD	LAHP	LTC4557EUD
4356	LT4356IDE	55182	LT5518EUF-2	6014	LT6614CS8	6241I	LTC6241IS8	694	LTC694CS8	LAAM	LT1801CDD	LAJA	LTC3023EDD
4356I	LT4356CDE-1	5519	LT5519EUF	6014A	LT6614ACS8	6242	LTC6242CDHC	6943	LTC694CS8-3.3	LAAM	LT1801IDD	LAJA	LTC3023IDD
4356I	LT4356HDE-1	551L25	LTC1551LCS8-2.5	6014AI	LT6614AIS8	6242	LTC6242IDHC	6943C	LTC6943CGN	LAAN	LTC2051CDD	LAFJ	LTC2905CDD
4356I	LT4356IDE-1	551L41	LTC1551LCS8-4.1	6014I	LT6614IS8	6242	LTC6242CGN	6943H	LTC6943HGN	LAAN	LTC2051IDD	LAFJ	LTC3411AEDD
43562	LT4356CDE-2	5520	LT5520EUF	6079	LTC6079ACDHC	6242H	LTC6242HGN	6943I	LTC6943IGN	LAAP	LT6203CDD	LAFJ	LTC3411AIDD
43562	LT4356HDE-2	5521	LT5521EUF	6079	LTC6079AIDHC	6242HV	LTC6242HVCDDHC	694I	LTC694IS8	LAAP	LT6203IDD	LAFS	LT3465ESC6
43562	LT4356IDE-2	5521A	LT5521AEUF	6079	LTC6079CDHC	6242HV	LTC6242HVCDHC	694I3	LTC694IS8-3.3	LAAP	LT1813CDD	LAFV	LT1937CESC6
4356I	LT43561GN-1	5522	LT5522EUF	6079	LTC6079IDHC	6242HV	LTC6242HVCGN	699	LTC699CS8	LAAP	LT1813DDDD	LAWJ	LTC2606CDD-1
4358CFE	LTC4358CFE	5522T	LT5522TLNEUF	6079	LTC6079CGN	6242I	LTC6242IGN	699I	LTC699IS8	LAAP	LT1813IDD	LAWJ	LTC2606IDD-1
4358IFE	LTC4358IFE	5525	LT5525EUF	6079A	LTC6079ACGN	6300	LT6300CGN	706I19	LTC1706IS8-19	LAAR	LT1816CDD	LAXJ	LTC2606CDD
43AL11	LTC1643AL-1IGN	5526	LT5526EUF	6079AH	LTC6079AHGN	6300I	LT6300IGN	726I25	LTC1726IS8-2.5	LAAR	LT1816IDD	LAXJ	LTC2606IDD
44001	LTC4400-1ES8	5527	LT5527EUF	6079AI	LTC6079AIGN	634AI1	LT1634AIS8-1.25	727I25	LTC1727IS8-2.5	LAAS	LTC1540CDD	LALY	LTC3465AESC6
4412	LTC4412CS8	5528A	LT5528EUF	6079H	LTC6079HGN	634AI2	LT1634AIS8-2.5	727LX1	LTC3727LXEUH-1	LAAS	LTC1540IDD	LBBB	LTC6078ACDD
4412E	LTC4412ES8	5529	LT5529EUF	6079I	LTC6079IGN	634AI5	LT1634AIS8-4.096	728L1E	LTC3728LXEUH-1	LAAT	LTC1541CDD	LBBB	LTC6078AIDD
4440	LTC4440ES8	5533	LTC5533EDE	6082	LTC6082CDHC	634AI5	LT1634AIS8-5	728LX1	LTC3728LXCUH-1	LAAT	LTC1541IDD	LBBB	LTC6078CDD
4441	LTC4441ES8	5535	LTC5535EUF	6082	LTC6082IDHC	634BI1	LT1634BIS8-1.25	728LX1	LTC3728LXIUH	LAUU	LTC1542CDD	LBBB	LTC6078IDD
4441I	LTC4441ES8-1	5536	LTC5536EUF	6082	LTC6082CGN	634BI2	LT1634BIS8-2.5	728LZE	LTC3728LXZEUH	LAUU	LTC1542IDD	LBD	LTC4304CDD
4441I	LTC4441IS8	5537	LT5537EUF	6082H	LTC6082HGN	634BI4	LT1634BIS8-4.096	731E8Z	LTC1731ES8-8.2	LAUV	LT1720CDD	LBD	LTC4304IDD
4441I1	LTC4441IS8-1	5538	LTC5538EDE	6082I	LTC6082IGN	634BI5	LT1634BIS8-5	74I5SN	LT174I5S8-5 SYNC	LAUV	LT1720IDD	LBD	LTC3428EDD
4556	LTC4556EUF	5546	LT5546EUF	6085	LTC6085CDHC	640AH1	LT1640AHIS8	7510	LTC7510IUF	LAAX	LTC3403EDD	LBBH	LTC3466EDD
460B1	LT1460BIS8-10	5553	LT5553EUF	6085	LTC6085HDHC	640AH1	LT1640ALIS8	75101	LTC7510EUF-1	LAAY	LTC3403IDD	LBBJ	LTC4150CDD
460B12	LT1460BIS8-2.5	5554	LT5554IUF	6085	LTC6085CGN	641A16	LTC2641ACS8-16	7510D	LTC7510DEUF	LABB	LTC3202EDD	LBBK	LTC4354CDD
460B15	LT1460BIS8-5	5557	LT5557EUF	6085	LTC6085HGN	641A16	LTC2641AIS8-16	76315	LT1763CDE-1.5	LABD	LT1396CDD	LBBR	LTC5531EDC
460E1	LT1460EIS8-10	5558	LT5558EUF	6088	LTC6088CDHC	643AH1	LTC1643AHIGN	76318	LT1763CDE-1.8	LABD	LT1396IDD	LBSB	LTC2411CDD
460E12	LT1460EIS8-2.5	555L18	LTC1555LEGN-1.8	6088	LTC6088HDHC	643AL1	LTC1643AL-1CGN	76325	LT1763CDE-2	LABU	LTC2900-1CDD	LBBT	LTC2411IDD
460E15	LT1460EIS8-5	5568	LT5568EUF	6088	LTC6088CGN	643AL1	LTC1643ALIGN	76333	LT1763CDE-3.3	LABV	LTC2900-1IDD	LBBY	LTC4301CDD
460LH5	LT1460LHS8-5	5568I	LT5568-2EUF	6088H	LTC6088HGN	643L11	LTC1643L-1IGN	763MP5	LT1763MP5S-5	LABW	LTC2900-2CDD	LBBY	LTC4301IDD
460MH5	LT1460MHS8-5	5571	LT5571EUF	60LH25	LT1460LHS8-2.5	6552	LT6552CS8	6552	LTC6552CS8	LABX	LTC2900-2IDD	LBCB	LT6014ACDD
461A10	LT1461ACS8-10	5572	LT5572EUF	60MH25	LT1460MHS8-2.5	6552I	LT6552IS8	7615SN	LT1576IS8-5SYNC	LACD	LT6011ACDD	LBCB	LT6014AIDD
461A25	LT1461ACS8-2.5	5575	LT5575EUF	61AI10	LT1461AIS8-10	6553	LT6553CGN	787HVH	LT1787HVHS8	LACD	LT6011AIDD	LBCB	LT6014CDD
461A33	LT1461ACS8-3.3	5578	LT5578IUF	61AI25	LT1461AIS8-2.5	6553I	LT6553IGN	787HI	LT1787HVIS8	LACD	LT6011CDD	LBCB	LT6014IDD
461AI3	LT1461AIS8-3	5579	LT5579IUF	61AI33	LT1461AIS8-3.3	6554	LTC6554CGN	789I10	LT1789IS8-10	LACT	LT6011IDD	LBCD	LT6211CDD
461AI4	LT1461AIS8-4	5653I1	LTC1565-3IIS8	61BI25	LT1461BIS8-2.5	6554I	LTC6554IGN	798I25	LTC1798IS8-2.5	LACT	LTC4257CDD	LBCD	LT6211IDD
461AI5	LT1461AIS8-5	573I25	LT1573IS8-2.5	61BI33	LT1461BIS8-3.3	6555	LTC6555CUF	798I41	LTC1798IS8-4.1	LACT	LTC4257IDD	LBCW	LTC2055CDD
461B25	LT1461BCS8-2.5	573I28	LT1573IS8-2.8	61CI25	LT1461CIS8-2.8	6555	LTC6555IUF	8043E	LTC8043ES8	LADD	LTC5509ESC6	LBCW	LTC2055HDD
461B33	LT1461BCS8-3.3	573I33	LT1573IS8-3.3	61CI33	LT1461CIS8-3.3	6556	LTC6556CUF	8043F	LTC8043FS8	LADD	LT6201CDD	LBCW	LTC2055IDD

TOP MARKINGS (TOP MARK TO PART NUMBER)

LBCX	LTC2055HVCCD	LBZY	LTC2480CDD	LBQM	LT1994CDD	LWBWJ	LTC3531IDD-3.3	LBZX	LTC4069EDC	LCFR	LTC3542IDC	LCKF	LT6003HDC
LBCX	LTC2055HVHDD	LBZY	LTC2480IDD	LBQM	LT1994IDD	LWBWJ	LTC3772BEDDB	LBZY	LTC3410BESC6	LCFS	LTC3542ES6	LCKF	LT6003IDC
LBCX	LTC2055HVHDD	LBZJ	LT1947EDD	LBQP	LTC3221EDC-3.3	LWBWQ	LTC3251EDC	LBZZ	LT6402CUD-6	LCFS	LTC3542IS6	LCKH	LT66102CDD
LBCY	LTC2905IDDDB	LBKB	LTC3447EDD	LBQX	LTC3454EDD	LWBWR	LTC3251EDD-1.2	LBZZ	LT6402IUD-6	LCFV	LTC2908CDDDB-C1	LCKH	LT66102HDD
LBCZ	LTC2904CDDDB	LBKC	LT3020EDD-1.2	LBOY	LTC3809EDD	LBWS	LTC3251EDD-1.5	LCBB	LT6402CUD-12	LCFV	LTC2908IDDDB-C1	LCKH	LT66102IDD
LBDB	LTC2904IDDDB	LBKD	LT3020EDD-1.5	LBQZ	LTC3809EDD-1	LBWT	LTC3525ESC6-5	LCBB	LT6402IUD-12	LCFX	LT3585EDDB-3	LCKN	LTC2913CDD-1
LBDC	LTC2906CDDDB	LBKF	LT3020EDD-1.8	LBRB	LTC3499EDD	LBWV	LTC3448EDD-1.5	LCBC	LT6402CUD-20	LCFZ	LT1934EDCB	LCKN	LTC2913HDD-1
LBDD	LTC2906IDDDB	LBKM	LT3027EDD	LBRD	LTC4061EDD-4.4	LBWW	LTC3448EDD-1.8	LCBC	LT6402IUD-20	LCFZ	LT1934IDCB	LCKN	LTC2913IDD-1
LBDF	LTC2907CDDDB	LBKP	LTC2950CDDDB-1	LBRH	LT3485EDD-0	LBWZ	LT1010CDD	LCBD	LTC4065LUDC	LCGB	LTC3931ETFS	LCKP	LTC2913CDD-2
LBDG	LTC2907IDDDB	LBKP	LTC2950IDDDB-1	LBRK	LT4075XEDD	LBWZ	LT1010IDD	LCBF	LTC3822EDD	LCGD	LT66244HVCCD	LCKP	LTC2913HDD-2
LBDH	LTC4058XEDD-4.2	LBKT	LTC3440EDD	LBRM	LTC3035XEDDB	LBBX	LT3487EDD	LCBH	LTC3530EDD	LCGD	LT66244HVHDD	LCKP	LTC2913IDD-2
LBDJ	LT3437EDD	LBKY	LT3484ESC6-0	LBRN	LTC3422EDD	LBDX	LTC4080EDD	LCBN	LT3080EDD	LCGD	LT66244HVDD	LCKQ	LTC4069EDC-4.4
LBDK	LT3437IDD	LBKZ	LT3484EDD	LBRQ	LTC3490EDD	LBDX	LTC2909CDDDB-2.5	LCBP	LTC3240EDC-2.5	LCGG	LT3493EDCB	LCKR	LTC4065EDC-4.4
LBDS	LT3437EDD	LBMB	LTC4354IDDDB	LBRR	LT66241HVCCD	LBDX	LTC2909HDDDB-2.5	LCBS	LTC3541EDC	LCGH	LT3493IDCB	LCKS	LTC4065LXEDC
LBDT	LTC5536EDC	LBMC	LT3027IDD	LBRR	LT66241HVDD	LBDX	LTC2909IDDDB-2.5	LCBT	LTC3210EUD-1	LCGJ	LT3493EDCB-3	LCLG	LTC4095EDC
LBDV	LT6650C55	LBMG	LT3014EDD	LBRU	LT3014HVDD	LBDX	LTC3210EUD	LCBV	LTC3531EDD-3	LCGK	LT3493IDCB-3	LCLH	LTC3585EDDB-2
LBDV	LT6650HS5	LBMG	LT3014IDD	LBRU	LT3014HVDD	LBDX	LTC3240EDC-3.3	LCBW	LTC3531IDD-3	LCGM	LT1933IDCB	LCLJ	LT3585EDDB-1
LBDV	LT6650IS5	LBMJ	LTC3448EDD	LBRV	LTC3203IDD	LBDX	LT6660HCCD-2.5	LCBX	LT5560EDD	LCGN	LT1933HDCB	LCLK	LT3585EDDB-0
LBWD	LT3437EDD	LBMK	LT3446EDD-1	LBRX	LT3466EDD	LBDX	LT6660JCCD-2.5	LCCB	LT6004CDD	LCGP	LT6411CUD	LCLM	LTC4096XEDD
LBDX	LTC5530ES6	LBMK	LT1991AIDD	LBSA	LT4075EDD	LBDX	LT6660KCCD-2.5	LCCB	LT6004HDD	LCGP	LT6411IUD	LCLN	LTC3544BEUD
LBDY	LTC3025EDC	LBMN	LT1991CDD	LBSB	LTC3410ESC6	LBDX	LT16348CDD-2.5	LCCB	LT6004IDD	LCCR	LT6400AEDC	LCLT	LT3502AEDC
LBFB	LTC3407EDD-2	LBMN	LT1991HDD	LBSF	LTC3410ESC6-2	LBDX	LT16348IDD-2.5	LCCD	LT3494EDDB	LCCR	LT6400EDC	LCLT	LT3502AIDC
LBFB	LTC3407IDD-2	LBMN	LT1991IDD	LBSG	LTC3410ESC6-3	LBDX	LT3491ESC8	LCCD	LT66244CDD	LCCR	LT66244EDD	LCLV	LT3502EDC
LBFD	LTC2908CDDDB-A1	LBMP	LTC3407EDD-1	LBSH	LTC3410ESC6-4	LBRX	LTC3532EDD	LCCF	LT66244IDD	LCCG	LT3493AIDCB	LCLV	LT3502IDD
LBFF	LTC2908IDDDB-A1	LBMW	LT6100CDD	LBSJ	LTC3410ESC6-5	LBRX	LT6700CDCB-1	LCCG	LTC3543EDCB	LCCG	LT3497EDDB	LCLW	LTC6404CUD-1
LBFG	LTC2908CDDDB-B1	LBMW	LT6100HDD	LBSK	LTC3410ESC6-6	LBRX	LT6700HDCB-1	LCCN	LTC3221EDC-5	LCGV	LT3493EDCB-4	LCLW	LTC6404HDD-1
LBFH	LTC2908IDDDB-B1	LBMW	LT6100IDD	LBSM	LTC3410ESC6-7	LBRX	LT6700IDCB-1	LCCP	LTC3221EDC	LCGW	LT3503EDCB	LCLW	LTC6404IUD-1
LBFO	LTC2611CDD	LBNB	LTC2950CDDDB-2	LBSN	LTC3410ESC6-8	LBRX	LT6700CDCB-2	LCCQ	LT66400CUD-8	LCGX	LTC3203BEDD	LCLX	LTC6404CUD-2
LBFO	LTC2611HDD	LBNB	LTC2950IDDDB-2	LBSQ	LTC3410ESC6-9	LBRX	LT6700HDCB-2	LCCQ	LT66400IUD-8	LCGY	LT3203BEDD-1	LCLX	LTC6404HDD-2
LBFQ	LTC2621CDD	LBNJ	LTC3548EDD	LBSQ	LTC2482CDD	LBRX	LT6700IDCB-2	LCCR	LT66400CUD-14	LCHB	LT3505EDD	LCLY	LTC6404IUD-2
LBFQ	LTC2621HDD	LBNJ	LTC3548IDD	LBSQ	LTC2482IDD	LBRX	LT6700CDCB-3	LCCR	LT66400IUD-14	LCHC	LTC3505IDD	LCLY	LTC6404CUD-4
LBFZ	LTC4257CDD-1	LBNK	LTC3204EDC-5	LBSR	LTC2483CDD	LBRX	LT6700HDCB-3	LCCS	LTC6400CUD-20	LCHD	LT3505EDCB	LCLY	LTC6404HDD-4
LBFZ	LTC4257HDD	LBNM	LTC3409EDD	LBSR	LTC2483IDD	LBRX	LT6700IDCB-3	LCCS	LT66400IUD-20	LCHF	LT3505IDCB	LCLY	LTC6404IUD-4
LBGC	LT3472EDD	LBNM	LTC3409IDD	LBSA	LTC2484CDD	LBRX	LT6700IDCB-3	LCCS	LT66400IUD-20A	LCHG	LT6559CUD	LCLZ	LTC6404CUD-1M4
LBGD	LT5534ESC6	LBNM	LTC2053CDD-SYNC	LBSB	LTC2484IDD	LBRX	LT6700HDCB-1	LCCS	LT66400CUD-20A	LCHG	LT6559IUD	LCLZ	LTC6404IUD-1M4
LBGJ	LTC6701IDC-1	LBNM	LTC2053HDD-SYNC	LBSA	LTC2485CDD	LBYB	LTC6908CDDDB-2	LCCW	LT6400CUD-20E	LCHH	LTC6559HVCCD	LCMB	LTC3559IUD
LBGJ	LTC6701IDC-1	LBNM	LTC2053IDD-SYNC	LBSA	LTC2485IDD	LBYB	LTC6908IDCB-2	LCCX	LTC6400CUD-26	LCHH	LT6559HVUID	LCMD	LTC2857CDD-1
LBGK	LTC6701IDC-2	LBNR	LTC3772EDDB	LBSY	LTC3427EDC	LBYG	LT3489EDD	LCCX	LT66400IUD-26	LCHJ	LT3491EDC	LCMD	LTC2857HDD-1
LBGK	LTC6701IDC-2	LBSA	LT1993CUD-4	LBSB	LTC2951CDDDB-1	LBYH	LT3020IDD	LCCY	LT66401CUD-8	LCHM	LT3014BEDD	LCMD	LTC2857IDD-1
LBGM	LTC6701IDC-3	LBSA	LT1993IUD-4	LBSB	LTC2951IDDDB-1	LBYJ	LT3020IDD-1.2	LCCY	LT66401IUD-8	LCHM	LT3014BIDD	LCMG	LTC2856CDD-1
LBGM	LTC6701IDC-3	LBNT	LT1993CUD-10	LBSB	LTC2951CDDDB-2	LBYK	LT3020IDD-1.5	LCCZ	LT66401IUD-14	LCHP	LT3014BHVEDD	LCMG	LTC2856HDD-1
LBGN	LT34413EDD	LBNT	LT1993IUD-10	LBSB	LTC2951IDDDB-2	LBYM	LT3020IDD-1.8	LCCZ	LT66401IUD-14	LCHP	LT3014BHVIDD	LCMG	LTC2856IDD-1
LBGY	LTC4002EDD-8.4	LBNV	LT3483ESC6	LBSG	LTC3525ESC6-3.3	LBSY	LT16348CDD-1.25	LCCB	LT66401CUD-20	LCHQ	LT3014BEDD	LCMJ	LTC2856CDD-2
LBGZ	LTC4354CDDDB-1	LBNX	LTC2859CDD	LBSH	LT1440CDD	LBSY	LT16348IDD-1.25	LCCB	LT66401IUD-20	LCHR	LT3014BEDD	LCMJ	LTC2856HDD-2
LBHB	LTC4354CDDDB-2	LBNX	LTC2859IDD	LBSJ	LT1440IDD	LBYT	LT6660HCCD-5	LCCD	LT66400CUD-20S	LCHS	LTC3218EDDB	LCMJ	LTC2856IDD-2
LBHC	LT6013ACDD	LBNY	LT3484ESC6-1	LBSK	LT3485EDD-3	LBYT	LT6660JCCD-5	LCCD	LT6401CUD-20E	LCHT	LTC3872EDDB	LCMM	LTC2857CDD-2
LBHC	LT6013AIDD	LBNZ	LT3484ESC6-2	LBSM	LT3484EDCB-0	LBYT	LT6660KCCD-5	LCCD	LT6401CUD-20F	LCHV	LTC3410ESC6-1.2	LCMM	LTC2857HDD-2
LBHC	LT6013CDD	LBPB	LT1996ACDD	LBSN	LT3484EDCB-1	LBYV	LT6660HCCD-3	LCCG	LT66401CUD-26	LCHV	LTC3526EDC	LCMM	LTC2857IDD-2
LBHC	LT6013IDD	LBPB	LT1996AIDD	LBSR	LT3484EDCB-2	LBYV	LT6660JCCD-3	LCCG	LT66401IUD-26	LCHX	LT6401IUD-26	LCMR	LTC2858CDD-2
LBDG	LTC4300A-3CDD	LBPB	LT1996CDD	LBSR	LTC3217EUD	LBYV	LT6660KCCD-3	LCCD	LT6410CUD-15	LCHY	LT6410CUD-15	LCMR	LTC2858HDD-2
LBDG	LTC4300A-3IDD	LBPB	LT1996IDD	LBSU	LTC4308CDD	LBYW	LT6660HCCD-3.3	LCCD	LT6410IUD-15	LCHZ	LTC3410BESC6-1.875	LCMR	LTC2858IDD-2
LBDH	LTC5535EDC	LBDP	LTC6241CDD	LBSU	LT4308IDD	LBYW	LT6660JCCD-3.3	LCCD	LT3548EDD-2	1.875		LCMS	LTC3822EDD-1
LBDH	LTC5535ES6	LBDP	LT66241IDD	LBSU	LT4307CDD	LBYW	LT6660KCCD-3.3	LCCD	LT6000CDD	LCHB	LTC3407EDD-3	LCMV	LTC3502AEDDB
LBDH	LT3471EDD	LBDP	LTC4065EDC	LBSU	LT4307IDD	LBYX	LT6660HCCD-10	LCCD	LT6000IDCB	LCHD	LTC3407EDD-4	LCMV	LT3502AIDD
LBDS	LTC4301LCDD	LBDP	LT3470EDDB	LBSU	LTC3531IDD	LBYX	LT6660JCCD-10	LCCD	LTC3547EDDB	LCHJ	LTC3410ESC6-1.65	LCMW	LTC3502EDDB
LBDS	LTC4301LIDD	LBDP	LT3470IDDDB	LBSU	LTC3531EDD	LBYX	LT6660KCCD-10	LCCD	LTC3547IDDDB	LCHJ	LTC2954CDDDB-1	LCMW	LT3502IDDDB
LBHV	LTC4213CDDDB	LBDP	LTC2616CDD	LBSU	LT32048EDC-3.3	LBYZ	LT32048EDC-5	LCCD	LTC3525ESC6-3	LCHJ	LTC2954IDDDB-1	LCMX	LTC3410BESC6-1.2
LBHV	LTC4213IDDDB	LBDP	LTC2616IDD	LBSU	LT6001CDD	LBYZ	LT16348CDD-5	LCCD	LT62641ACDD	LCHJ	LTC3561EDD	LCMY	LTC3410BESC6-1.5
LBHW	LTC3026EDD	LBDP	LTC2616CDD-1	LBSU	LTC2616IDD-1	LBYZ	LT16348IDD-5	LCCD	LT62641AIDD	LCHM	LT3014BEDD	LCMZ	LTC3410BESC6-1.8
LBHX	LTC4063EDD	LBDP	LTC2616IDD-1	LBSU	LT6001IDD	LBBZ	LT4067EDD	LCCD	LT62641BCDD	LCHP	LTC6081IDD	LCNC	LTC3410ESC6-1.5
LBHZ	LTC4068EDD-4.2	LBDP	LTC2626CDD	LBSU	LTC4065AEDC	LBBZ	LTC3548EDD-1	LCCD	LT62641BDDB	LCHP	LTC6081IUD	LCNB	LTC3410ESC6-1.8
LBHJ	LT1995CDD	LBDP	LTC2626IDD	LBSU	LT3485EDD-1	LBBZ	LTC2601CDD-1	LCCD	LTC2642ACDD	LCHJ	LT5570IDD	LCND	LTC3539EDD-1
LBHJ	LT1995IDD	LBDP	LTC2626CDD-1	LBSU	LT3485EDD-2	LBBZ	LTC2601IDD-1	LCCD	LT62642AIDD	LCHJ	LTC3219EUD	LCNF	LTC4311CSC6
LBHJ	LT1993CUD-2	LBDP	LTC2626IDD-1	LBSU	LT3214EDD	LBBZ	LTC2611CDD-1	LCCD	LT62642BIDD	LCHJ	LTC2912CDDDB-1	LCNF	LTC4311IS66
LBHJ	LT1993IUD-2	LBDP	LTC2481CDD	LBSU	LTC2490CDD	LBBZ	LTC2611IDD-1	LCCD	LT62642BIDD	LCHJ	LTC2912HDDDB-1	LCHG	LTC4311CDD
LBHJ	LTC4059AEDC	LBDP	LTC2481IDD	LBSU	LTC2490IDD	LBBZ	LTC2621CDD-1	LCCD	LTC3499BEDD	LCHJ	LTC3499BEDD	LCHG	LTC4311IDD
LBHJ	LT3473EDD	LBDP	LTC3215EDD	LBSU	LT3481EDD	LBBZ	LTC2621IDD-1	LCCD	LT3482EUD	LCHK	LTC2912CDDDB-2	LCHG	LTC2912CDDDB-2
LBHJ	LT3463AEDD	LBDP	LT4303CDD	LBSU	LT3481IDD	LBBZ	LTC3549EDCB	LCCD	LT3482IUD	LCHK	LTC2912HDDDB-2	LCHG	LTC2912HDDDB-2
LBHJ	LT5537EDDB	LBDP	LT4303IDD	LBSU	LT1460KCCDDB-2.5	LBBZ	LTC2909CDDDB-3.3	LCCD	LT3482IDD	LCHK	LTC2912HDDDB-3	LCNM	LTC2912HDDDB-3
LBJS	LTC4061EDD	LBDP	LTC4068XEDD-4.2	LBSU	LTC3444EDD	LBBZ	LTC2909HDDDB-3.3	LCCD	LTC3203IDD-1	LCKC	LTC2912CDDDB-3	LCHG	LTC3526BEDC
LBJT	LTC4062EDD	LBDP	LTC4053XEDD-4.2	LBSU	LT4076EDD	LBBZ	LTC2909IDDDB-3.3	LCCD	LTC3872EDDB-1	LCKC	LTC3872EDDB-1	LCHG	LTC3526BEDC-2
LBJV	LTC3204EDC-3.3	LBDP	LTC2927CDDDB	LBSU	LT4077EDD	LBBZ	LTC2909CDDDB-5	LCCD	LTC3872EDDB-2	LCKC	LT6401EDC	LCNR	LT3470HDD
LBJV	LT3420EDD	LBDP	LTC2927IDDDB	LBSU	LT3493AEDCB	LBBZ	LTC2909HDDDB-5	LCCD	LTC3410ESC6-1.875	LCKD	LT3467AEDDB	LCNV	LTC2491CDD
LBJX	LT3420EDD-1	LBDP	LTC3203EDD	LBSU	LT3493IDD-3.3	LBBZ	LTC2909IDDDB-5	LCCD	LTC3542EDC	LCKF	LT6003CDD	LCNV	LTC2491IDD

Amps, Refs,
Filters, Comps

Power
Management

Data
Conversion

Interface

High
Frequency

Reference
Material

TOP MARKINGS

TOP MARKINGS (TOP MARK TO PART NUMBER)

Amps, Refs, Filters, Comps
 Power Management
 Data Conversion
 Interface
 High Frequency
 Reference Material
TOP MARKINGS

LCNW	LTC2491CDD8	LCTC	LTC6406CUD	LCXY	LT3580EED	LCZH	LTC2630CSC6-HM10	LDGH	LTC2918HDD8-A1	LDNZ	LTC3528EDDB-2	LTACL	LTC1992-10CMS8
LCNW	LTC2491IDD8	LCTC	LTC6406IUD	LCXY	LT3580IDD	LCZH	LTC2630HSC6-HM10	LDGH	LTC2918IDDB-A1	LDPB	LTC3528BEDDB-2	LTACM	LTC1992-1IMS8
LCNZ	LT3590EDC	LCTF	LT6105CDBC	LCYB	LTC3230EUD	LCZH	LTC2630ISC6-HM10	LDGQ	LTC2451CDD8	LDPF	LTC3459EDC-1	LTACN	LTC1992-5IMS8
LCPB	LT3590ESC8	LCTF	LT6105HDCB	LCYB	LTC3230IUD	LCZJ	LTC6702CDC	LDGQ	LTC2451IDD8	LDPF	LTC3459IDC-1	LTACP	LTC1992-10IMS8
LCPC	LTC3547EDDB-1	LCTF	LT6105IDCB	LCYC	LTC3523EUD	LCZJ	LTC6702HDC	LDGT	LTC2919CDD8-B.2.5	LDPG	LTC3459EDCB-1	LTACQ	LTC6910-2CTS8
LCPC	LTC3547IDDB-1	LCTG	LTC4442EDCB	LCYD	LTC3528EDDB	LCZJ	LTC6702IDC	LDGT	LTC2919HDD8-B.2.5	LDPG	LTC3459IDCB-1	LTACQ	LTC6910-2HTS8
LCPD	LTC3547BEDDB	LCTG	LTC4442IDCB	LCYG	LT3685EED	LCZM	LTC2641CDD-12	LDGT	LTC2919IDDB-2.5	LDPJ	LTC4352CDD	LTACR	LTC6910-2ITS8
LCPD	LTC3547BIDDB	LCTH	LTC4442HDCB	LCYH	LT3685IDD	LCZM	LTC2641IDD-12	LDGV	LTC2302CDD	LDPJ	LTC4352IDD	LTACR	LTC3801ES6
LCPF	LTC3547BEDDB-1	LCTP	LT3480EED	LCYK	LT3680EED	LCZN	LTC2641CDD-14	LDGV	LTC2302IDD	LDFM	LT3080EED-1	LTACS	LTC6910-3CTS8
LCPF	LTC3547BIDDB-1	LCTP	LT3480IDD	LCYK	LT3680IDD	LCZN	LTC2641IDD-14	LDGW	LTC2306CDD	LDFM	LT2940CDD	LTACS	LTC6910-3HTS8
LCPG	LT3591EDDB	LCTO	LT3480HDD	LCYN	LTC4443EED-1	LCZP	LTC2641ACDD-16	LDGW	LTC2306IDD	LDFM	LT2940IDD	LTACS	LTC6910-3ITS8
LCPP	LTC4413EED-1	LCTR	LTC2450CDD	LCYN	LTC4443IDD-1	LCZP	LTC2641AIDD-16	LDHB	LTC3805EED-5	LDPQ	LTC3025EEDC-4	LTACV	LTC3803ES6
LCQP	LTC4413EED-2	LCTR	LTC2450IDD	LCYP	LTC4078XEDD	LCZP	LTC2641CDD-16	LDHB	LTC3805IDD-5	LDPQ	LT3470AEDDB	LTACW	LT1720IMS8
LCPV	LTC3562EUD	LCTS	LTC4097XEDDB	LCYQ	LTC2304GDD	LCZP	LTC2641IDD-16	LDBC	LTC3805IDD-5	LDPQ	LT3470AIDD	LTACX	LTC2602CMS8
LCPW	LTC3217EUD-1	LCTW	LT6703CDD-3	LCYQ	LTC2304IDD	LCZT	LTC2642CDD-12	LDBC	LTC1934IDCB-1	LDPQ	LTC3008EED	LTACY	LTC2602IMS8
LCPX	LT3467EDDB	LCTW	LT6703HDC-3	LCYT	LTC3483EED	LCZT	LTC2642IDD-12	LDJK	LTC3775EUD	LDPQ	LTC3008IDD	LTACZ	LTC2612CMS8
LCPY	LTC3525LESOC6-3	LCTW	LT6703IDC-3	LCYT	LT3483IDD	LCZV	LTC2642CDD-14	LDJM	LTC1778EUD	LDPT	LT3481HDD	LTADA	LTC2612IMS8
LPZ	LTC3525LESOC6-3.3	LCTX	LTC6087CDD	LCYV	LTC2630ACSC6-LZ8	LCZV	LTC2642IDD-14	LDJM	LTC1778IUD	LDPX	LTC2935CDD-1	LTADB	LTC2622CMS8
LQCB	LTC3525LESOC6-5	LCTX	LTC6087HDD	LCYV	LTC2630AHSC6-LZ8	LCZW	LTC2642ACDD-16	LDJT	LT1912EED	LDPX	LTC2935IDC-1	LTADC	LTC2622IMS8
LQCC	LTC2850CDD	LCTZ	LTC3529EEDCB	LCYV	LTC2630AISC6-LZ8	LCZW	LTC2642AIDD-16	LDJV	LT3460ESOC6-1	LQDC	LTC2850HDD	LTADK	LTC6800HMS8
LQCC	LTC2850IDD	LCVC	LTC6102HVCCDD	LCYV	LTC2630CSC6-LZ8	LCZW	LTC2642CDD-16	LDJV	LT1913EED	LQDC	LTC2935CDD-2	LTADF	LTC1403ACMSE
LQQF	LT3498EDDB	LCVC	LTC6102HVHDD	LCYV	LTC2630HSC6-LZ8	LCZW	LTC2642IDD-16	LDJV	LT1913IDD	LQDC	LTC2935IDC-2	LTADL	LT6700CS6-2
LQQG	LTC2854CDD	LCVC	LTC6102HVIDD	LCYV	LTC2630ISC6-LZ8	LDBD	LTC3537EUD	LDJX	LT1468CDD	LQDD	LTC3559EUD-1	LTADL	LT6700HSC6-2
LQQG	LTC2854HDD	LCVG	LT5538EED	LCYV	LTC2630ACSC6-LM8	LDBD	LTC3537IUD	LDJX	LT1468IDD	LQDD	LT3470EED-2	LTADL	LT6700HVS6-2
LQQG	LTC2854IDD	LCVG	LT5538IDD	LCYV	LTC2630AHSC6-LM8	LDBG	LTC6410CUD-6	LDJY	LT3497EED	LQDN	LTC3495EDDB	LTADL	LT6700HVS6-2
LQJQ	LTC3419EUD	LCVR	LTC2915CDD8-B1	LCYV	LTC2630AISC6-LM8	LDBG	LTC6410IUD-6	LDJZ	LT1939EED	LQDN	LT3495EDDB12	LTADL	LT6700HVS6-2
LQJQ	LT3498EED	LCVR	LTC2915HDD8-B1	LCYV	LTC2630CSC6-LM8	LDBH	LTC3672BEDC-2	LDJZ	LT1939IDD	LQDN	LT3085EEDB	LTADL	LT6700IS6-2
LQJQ	LTC4075HVXEDD	LCVR	LTC2915IDD8-B1	LCYV	LTC2630HSC6-LM8	LDBM	LTC6403CUD-1	LDKB	LTC3561AEDD	LQDS	LTC3025EEDC-3	LTADM	LT6700CS6-3
LQJQ	LTC3407AEDD	LCVU	LT3684EED	LCYV	LTC2630ISC6-LM8	LDBM	LTC6403IUD-1	LDKK	LTC3009EEDC-1.8	LQDT	LTC3612EUDC	LTADM	LT6700HVS6-3
LQJQ	LTC2917HDD8-B1	LCVU	LT3684IDD	LCYX	LTC2630AHSC6-HZ8	LDBP	LTC4307CDD-1	LDKD	LTC3009EEDC-3.3	LDSR	LTC4082EED	LTADM	LT6700HVS6-3
LQJQ	LTC2917IDD8-B1	LCVV	LTC4080XEDD	LCYX	LTC2630AISC6-HZ8	LDBP	LTC4307IDD-1	LDKF	LTC3009EEDC-5	LDSY	LT1468CDD-4	LTADM	LT6700HVS6-3
LQQT	LTC2953CDD-2	LCWD	LTC2851CDD	LCYX	LTC2630AISC6-HZ8	LDBQ	LTC2453CDD8	LDKG	LT3009ESC8-1.8	LDSY	LT1468IDD-4	LTADM	LT6700HVS6-3
LQQT	LTC2953IDD-2	LCWD	LTC2851HDD	LCYX	LTC2630CSC6-HZ8	LDBQ	LTC2453IDD8	LDKH	LTC3009ESC8-3.3	LDTA	LT4351IMS	LTADM	LT6700IS6-3
LQXQ	LT3009EED	LCWD	LTC2851IDD	LCYX	LTC2630HSC6-HZ8	LDBX	LTC4081EED	LDKJ	LT3009ESC8-5	LTAA	LTC4412ES6	LTADS	LT6221IMS8
LQYQ	LT3009ESC8	LCWG	LTC3580EEDCB	LCYX	LTC2630ISC6-HZ8	LDBY	LTC3670EEDDB	LDKP	LT3009ESC8-5	LTAA	LT4412IS6	LTADV	LTC1540IMS8
LQZQ	LTC3525LESOC6-3.3	LCWG	LT3580IDCB	LCYV	LTC2630AISC6-HM8	LDBZ	LTC2450CDD-1	LDKP	LTC6405CUD	LTAA	LT6210CS6	LTADW	LTC1541IMS8
LCRB	LTC3538EEDCB	LCWH	LTC3672BEDC-1	LCYY	LTC2630AHSC6-HM8	LDBZ	LTC2450IDC-1	LDKQ	LT3011EED	LTAA	LT6210IS6	LTADX	LTC1542IMS8
LCRM	LTC4097EEDDB	LCWM	LTC3212EEDB	LCYY	LTC2630AISC6-HM8	LDCD	LTC3558EUD	LDKT	LTC2934CDD-1	LTAA	LTC2920-2IMS8	LTADY	LTC4054XES5-4.2
LCRN	LT3500EED	LCWP	LT6703CDD-2	LCYY	LTC2630CSC6-HM8	LDCD	LTC3558IUD	LDKT	LTC2934IDC-1	LTAA	LTC3406ES5	LTAEB	LT3461ES6
LCRN	LT3500IDD	LCWP	LT6703HDC-2	LCYY	LTC2630HSC6-HM8	LDCM	LTC3210EED-2	LDKV	LTC2934CDD-2	LTAA	LTC1663-8CMS8	LTAEC	LT3468ES5
LCRQ	LTC3522EUD	LCWP	LT6703IDC-2	LCYY	LTC2630AISC6-HM8	LDCN	LTC3210EED-3	LDKV	LTC2934IDC-2	LTAA	LT1663-8IMS8	LTAED	LTC2923CMS
LCRW	LT3494AEDDB	LCWQ	LTC3541EED-1	LCZB	LTC2630CSC6-LM12	LDCP	LTC6102APCDD	LDKW	LT1965EED-1.5	LTAB	LT1694IS5	LTAEF	LTC2923IMS
LCRY	LTC2852CDD	LCWR	LTC2630ACSC6-HM12	LCZB	LTC2630HSC6-LM12	LDCV	LTC2918CDD8-B1	LDKW	LT1965IDD-1.5	LTAB	LTC1694-1IS5	LTAEF	LT3010EMS8E-5
LCRY	LTC2852HDD	LCWR	LTC2630AHSC6-HM12	LCZB	LTC2630AISC6-LM12	LDCV	LTC2918HDD8-B1	LDKY	LTC1965EED-1.8	LTAA	LT1460CMS8-2.5	LTAEG	LTC2050CS5
LCRY	LTC2852IDD	LCWR	LTC2630CSC6-HM12	LCZB	LTC2630CSC6-LM12	LDCV	LTC2918IDD8-B1	LDKY	LT1965IDD-1.8	LTAA	LT6221CMS8	LTAEG	LTC2050HS5
LCRB	LTC2630ACSC6-LZ12	LCWR	LTC2630HSC6-HM12	LCZC	LTC2630HSC6-LM12	LDCX	LTC2916CDD8-B1	LDMB	LTC1965EED-2.5	LTAZ	LTC4251-2IS6	LTAEG	LTC2050IS5
LCRB	LTC2630AISC6-LZ12	LCWR	LTC2630ISC6-HM12	LCZC	LTC2630ISC6-LM12	LDCX	LTC2916HDD8-B1	LDMB	LT1965IDD-2.5	LTAB	LT1460FMS8-2.5	LTAEH	LTC2050HVS5
LCRB	LTC2630AISC6-LZ12	LCWR	LTC2630ISC6-HM12	LCZC	LTC2630CSC6-HZ12	LDCX	LTC2916IDD8-B1	LDMB	LT1965EED-3.3	LTAB	LTC3407EMSE	LTAEH	LTC2050HVHS5
LCRB	LTC2630HSC6-LZ12	LCWS	LTC2630ACDD-HM12	LCZC	LTC2630AHSC6-HZ12	LDCY	LT3500HDD	LDMB	LT1965IDD-3.3	LTAB	LTC4056EMS8-4.2	LTAEH	LTC2050HVS5
LCRB	LTC2630HSC6-LZ12	LCWS	LTC2630AHCDD-HM12	LCZC	LTC2630CSC6-HZ12	LDDC	LTC3495EDDB-1	LDMJ	LTC1965IDD-3.3	LTAB	LTC3251EMSE-1.5	LTAEB	LTC2050CS6
LCRB	LTC2630ISC6-LZ12	LCWS	LTC2630AIDC-HM12	LCZC	LTC2630HSC6-HZ12	LDDD	LT3495EDDB-1	LDMJ	LT1965EED-3.3	LTAEB	LTC4300A-1CMS8	LTAEB	LTC2050HVS6
LCSA	LTC2630ACDD-LZ12	LCWS	LTC2630CDD-HM12	LCZC	LTC2630HSC6-HZ12	LDDF	LT3495EEDDB	LDMJ	LTC2930IDD	LTABG	LTC4300A-1MS8	LTAEB	LTC2050IS6
LCSA	LTC2630AHCDD-LZ12	LCWS	LTC2630HDC-HM12	LCZD	LTC2630ISC6-HZ12	LDDG	LTC3528BEDDB	LDMK	LTC3025EEDC-2	LTABH	LTC4214-1CMS	LTAEB	LTC2050HVS6
LCSA	LTC2630AIDC-HM12	LCWS	LTC2630IDC-HM12	LCZD	LTC2630AISC6-LZ10	LDDH	LTC3407AEDD-2	LDMM	LTC3407AEDD-2	LTABJ	LTC4214-1IMS	LTAEB	LTC2050HVHS6
LCSA	LTC2630CDD-LZ12	LCTW	LTC2953CDD-1	LCZD	LTC2630AHSC6-LZ10	LDDH	LTC3407AIDD-2	LDMM	LTC3459IDCB	LTABK	LTC4214-2CMS	LTAEB	LTC2050HVS6
LCSA	LTC2630HDC-LZ12	LCTW	LTC2953IDD-1	LCZD	LTC2630AISC6-LZ10	LDDK	LTC3527EUD	LDMQ	LT3527EUD	LTABL	LTC4214-2IMS	LTAEB	LT6205CS5
LCSA	LTC2630IDC-LZ12	LCWW	LTC3419EED-1	LCZD	LTC2630CSC6-LZ10	LDDK	LTC6420CUDC-20	LDMQ	LT3756IUD	LTABN	LTC6903CMS8	LTAEB	LTC2050IS6
LSD	LT6410CUD-10	LCWZ	LT4151CDD	LCZD	LTC2630HSC6-LZ10	LDDM	LTC6420IUDC-20	LDMQ	LT3756EUD-1	LTABN	LTC6903HMS8	LTAEB	LTC2050HVS6
LSD	LT6410IUD-10	LCWZ	LT4151IDD	LCZD	LTC2630AISC6-LZ10	LDDN	LTC6421CUDC-20	LDMR	LT3756IUD-1	LTABN	LTC6903IMS8	LTAEB	LTC4411ES5
LCSF	LT3480EED-1	LCXC	LT4151CDD-1	LCZF	LTC2630ACSC6-LM10	LDDN	LTC6421IUDC-20	LDMR	LT3756EUD-1	LTABR	LT3432ETS8	LTAES	LTC6904CMS8
LCSG	LTC3568EED	LCXC	LT4151IDD-1	LCZF	LTC2630AISC6-LM10	LDDP	LTC3545EUD-1	LDMR	LTC3755EUD-1	LTABS	LTC4257IMS8	LTAES	LTC6904HMS8
LCSH	LTC4558EUD	LCXF	LT4357CDDCB	LCZF	LTC2630CSC6-LM10	LDDR	LTC3523EUD-2	LDMW	LTC2919CDD8-B.3.3	LTABS	LTC4302CMS-2	LTAES	LTC6904IMS8
LCSJ	LTC4096EED	LCXF	LTC4357HDCB	LCZF	LTC2630HSC6-LM10	LDDT	LTC4098EUDC	LDMW	LTC2919HDD8-B.3.3	LTABY	LTC4302IMS-2	LTAES	LTC4057ES5-4.2
LCSK	LTC3873EDDB	LCXF	LTC4443EED	LCZF	LTC2630AISC6-LM10	LDDW	LTC3025EEDC-1	LDMW	LTC2919IDDB-3.3	LTABZ	LTC4302IMS-2	LTAEW	LTC4057ES5-4.2
LCSM	LTC3873EDDB-5	LCXH	LTC4443IDD	LCZF	LTC2630CSC6-LM10	LDFT	LT1938EED	LDMW	LTC2919IDDB-3.3	LTACA	LT3469ETS8	LTAEB	LTC2433-1CMS
LCSQ	LT3591EDDB-2	LCXJ	LTC2450CDD8	LCZG	LTC2630AISC6-HZ10	LDFT	LT1938IDD	LDMX	LTC2919CDD8-5	LTCAB	LTC6200CS6-5	LTAEB	LTC2433-1IMS
LCSR	LTC3545EUD	LCXJ	LTC2450IDD8	LCZG	LTC2630AHSC6-HZ10	LDFT	LTC1938IDD	LDMX	LTC2919IDDB-5	LTCAB	LTC6200IS6-5	LTAEB	LT1460CCMS8-5
LSS	LTC3526LED	LCXM	LTC3544EUD	LCZG	LTC2630AISC6-HZ10	LDBG	LTC3693EED	LDMX	LTC2919IDDB-5	LTACC	LT6200CS6-10	LTAEB	LTC4054LES5-4.2
LCST	LTC3526LED	LCXP	LTC3527EUD-1	LCZG	LTC2630CSC6-HZ10	LDBG	LT3693IDD	LDMZ	LTC4310CDD	LTACC	LT6200IS6-10	LTAEB	LTC2053HMS8
LCVU	LTC3526LED	LCXP	LTC3527EUD-1	LCZG	LTC2630HSC6-HZ10	LDGC	LT3755EUD	LDMZ	LT4310IDD	LTACF	LTC4300A-2CMS8	LTAEB	LTC1403ACMSE
LCVU	LTC3526LED	LCXQ	LTC4442EDCB-1	LCZG	LTC2630AISC6-HZ10	LDGC	LT3755IUD	LDMZ	LT3755IUD	LTACG	LTC4300A-2IMS8	LTAEB	LTC1403ACMSE
LCVU	LTC3526LED	LCXQ	LTC4442IDCB-1	LCZG	LTC2630HSC6-HZ10	LDGC	LTC4442IDCB-1	LDNB	LTC6084EED	LTACH	LTC4300A-2IMS8	LTAEB	LTC1407ACMSE
LCVU	LTC3526LED	LCXQ	LTC4442IDCB-1	LCZG	LTC2630AISC6-HZ10	LDGF	LTC2917CDD8-A1	LDNB	LTC6084HDD	LTACH	LTC4300A-2IMS8	LTAEB	LTC1407ACMSE
LCVU	LTC3526LED	LCXQ	LTC4442IDCB-1	LCZG	LTC2630HSC6-HZ10	LDGF	LTC2917HDD8-A1	LDNH	LTC6084HDD	LTACH	LT3467ES6	LTAEB	LTC1407ACMSE
LCSX	LTC3526LED	LCXT	LTC3210EED-1	LCZH	LTC2630AISC6-HM10	LDGF	LTC2917HDD8-A1	LDNJ	LTC2452CDD	LTACJ	LTC1992-1CMS8	LTAEB	LTC1968CMS8
LCSY	LTC3526LED	LCXW	LT1965EED	LCZH	LTC2630AHSC6-HM10	LDGJ	LTC2917IDDB-A1	LDNJ	LTC2452IDD	LTACJ	LTC1992-5CMS8	LTAEB	LTC1968IMS8
LCSZ	LTC3563EED	LCXW	LT1965IDD	LCZH	LTC2630AISC6-HM10	LDGH	LTC2918CDD8-A1	LDNJ	LTC2452IDD	LTACK	LTC1992-5CMS8	LTAEB	LTC1968IMS8

TOP MARKINGS (TOP MARK TO PART NUMBER)

Amps, Refs,
Filters, Comps

Power
Management

Data
Conversion

Interface

High
Frequency

Reference
Material

LTCPS	LTC4416EMS-1	LTCVM	LTC6652AHMS8-3.3	LTD3	LTC1860LIMS8	LTDHF	LTC2631ACTS8-LM12	LTDHZ	LTC2640ITS8-LM10	LTDOP	LT3085EMS8E	LTGE	LT1761ES5-3
LTCPS	LTC4416IMS-1	LTCVM	LTC6652BHMS8-3.3	LTD4	LTC1861LCMS	LTDHF	LTC2631AHTS8-LM12	LTDJB	LTC2640CTS8-LZ10	LTDOS	LT1720CMS8	LTGF	LT1761ES5-3.3
LTCQ	LTC1475CMS8-5	LTCVN	LTC6652AHMS8-4.096	LTD5	LTC1861LIMS	LTDHF	LTC2631AITS8-LM12	LTDJB	LTC2640HTS8-LZ10	LTDOSX	LT3008ETS8	LTGG	LT1761ES5-5
LTCQD	LTC2850CMS8	LTCVN	LTC6652BHMS8-4.096	LTD6	LTC3406E5S5-1.5	LTDHF	LTC2631CTS8-LM12	LTDJC	LTC2640ITS8-LZ10	LTDOSX	LT1600CMS8	LTGH	LT1761ES5-SD
LTCQD	LTC2850HMS8	LTCVP	LTC6652AHMS8-5	LTD7	LTC2920-1CS5	LTDHF	LTC2631HTS8-LM12	LTDJC	LTC2640CTS8-HM10	LTDOT	LT1521CMS8-3.3	LTGJ	LT1761ES5-6
LTCQD	LTC2850IMS8	LTCVHP	LTC6652BHMS8-5	LTD8	LTC2920-1IS5	LTDHF	LTC2631HTS8-LM15	LTDJC	LTC2640HTS8-HM10	LTDU	LT1521CMS8-3.3	LTGK	LT1754ES6-3.3
LTCQH	LTC4080EMSE	LTCVQ	LTC2915CTS8-1	LTD9	LTC1690CMS8	LTDHG	LTC2631ACTS8-LZ12	LTDJC	LTC2640ITS8-HM10	LTDV	LTC1661CMS8	LTGL	LT1754ES6-3.3
LTCQK	LTC3419EMS	LTCVQ	LTC2915HTS8-1	LTD9	LTC1622CMS8	LTDHG	LTC2631AHTS8-LZ12	LTDJD	LTC2640CTS8-HZ10	LTDW	LTC1661IMS8	LTGM	LT1787CMS8
LTCQP	LTC2917CMS-B1	LTCVQ	LTC2915ITS8-1	LTD9B	LTC3406BE5S5-2	LTDHG	LTC2631HTS8-LZ12	LTDJD	LTC2640HTS8-HZ10	LTDX	LTC1484CMS8	LTGN	LT1787IMS8
LTCQP	LTC2917HMS-B1	LTCVCS	LTC3684EMSE	LTD9B	LTC4444EMS8E	LTDHG	LTC2631CTS8-LZ12	LTDJD	LTC2640ITS8-HZ10	LTDY	LT1396CMS8	LTGP	LT5504CMS8
LTCQP	LTC2917IMS-81	LTCVCS	LTC3684IMSE	LTD9B	LTC4444IMS8	LTDHG	LTC2631HTS8-LZ12	LTDJF	LTC2640CTS8-LM8	LTDZ	LTC1710CMS8	LTGR	LTC1550LCMS8-2
LTCQV	LTC6652ACMS8-2.5	LTCVW	LTC4080XEMSE	LTD9B	LT6653BCMS8-2.5	LTDHG	LTC2631ITS8-LZ12	LTDJF	LTC2640HTS8-LM8	LTE2	LTC3406BE5S	LTGS	LT1610IMS8
LTCQV	LTC6652AHMS8-2.5	LTCVX	LTC2355CMSE-12	LTD9B	LT6653BIMS8-2.5	LTDHH	LTC2631ACTS8-HM12	LTDJF	LTC2640ITS8-LM8	LTE3	LTC3406BE5S-1.5	LTGT	LTC1682CMS8-3.3
LTCQV	LTC6652BCMS8-2.5	LTCVX	LTC2355IMSE-12	LTD9B	LTC4307CMS8-1	LTDHH	LTC2355IMSE-12	LTDJG	LTC2640CTS8-LZ8	LTE4	LTC3406BE5S-1.8	LTGU	LTC1682IMS8-3.3
LTCQV	LTC6652BHMS8-2.5	LTCVY	LTC2355CMSE-14	LTD9B	LTC4307IMS8-1	LTDHH	LTC2355IMSE-14	LTDJG	LTC2640HTS8-LZ8	LTE5	LT1819IMS8	LTGV	LTC1682CMS8-5
LTCR	LTC1474CMS8-3.3	LTCVY	LTC2355IMSE-14	LTD9S	LT3593ES6	LTDHH	LTC2355IMSE-14	LTDJG	LTC2640ITS8-LZ8	LTE6	LTC1734LES6-4.2	LTGW	LTC1682IMS8-5
LTCRC	LT6653AHS6-1.25	LTCW	LTC1658CMS8	LTD9S	LTC2362CTS8	LTDHH	LTC2631HTS8-HM12	LTDJH	LTC2640CTS8-HM8	LTE7	LT1819CMS8	LTGX	LT1675CMS8-1
LTCRC	LT6653BHS6-1.25	LTCWB	LTC2480CMS	LTD9S	LTC2362HTS8	LTDHH	LTC2631ITS8-HM12	LTDJH	LTC2640HTS8-HM8	LTE8	LTC1844ES5-SD	LTGY	LT1675IMS8-1
LTCRD	LT6653AHS6-2.048	LTCWB	LTC2480IMS	LTD9S	LTC2362ITS8	LTDHJ	LTC2631ACTS8-HZ12	LTDJH	LTC2640ITS8-HM8	LTE9	LTC1844ES5-BYP	LTGZ	LT1813DMS8
LTCRD	LT6653BHS6-2.048	LTCWF	LTC2851CMS8	LTD9S	LTC4081EMSE	LTDHJ	LTC2631AHTS8-HZ12	LTDJJ	LTC2640CTS8-HZ8	LTED	LTC1693-3CMS8	LTH2	LTC3465ES6
LTCRF	LT6653AHS6-2.5	LTCWF	LTC2851HMS8	LTD9S	LTC2365CTS8	LTDHJ	LTC2631AHTS8-HZ12	LTDJJ	LTC2640HTS8-HZ8	LTEC	LTC1502CMS8-3.3	LTH3	LT6206CMS8
LTCRF	LT6653BHS6-2.5	LTCWF	LTC2851IMS8	LTD9S	LTC2365HTS8	LTDHJ	LTC2631CTS8-HZ12	LTDJJ	LTC2640ITS8-HZ8	LTEF	LT1613CS5	LTH4	LT6206IMS8
LTCRG	LT6653AHS6-3	LTCWJ	LTC3406AE5S	LTD9S	LTC2365ITS8	LTDHJ	LTC2631HTS8-HZ12	LTDJP	LT1762MPPMS8-5	LTEE	LTC1694CS5	LTH5	LTC3429ES6
LTCRG	LT6653BHS6-3	LTCWJ	LTC3406AIS5	LTD9S	LTC2365CS6	LTDHJ	LTC2365CS6	LTDJQ	LTC2365CMSE-2	LTEF	LT1617CS5-3.3	LTH6	LTC4257CMS8
LTCRH	LT6653AHS6-3.3	LTCWK	LT6106CS5	LTD9S	LTC2365HS6	LTDHK	LTC2631CTS8-LM10	LTDJQ	LTC4356IMS-2	LTEG	LT1550LCMS8	LTH7	LTC4054ES5-4.2
LTCRH	LT6653BHS6-3.3	LTCWK	LT6106HS5	LTD9S	LTC2365S6	LTDHK	LTC2631HTS8-LM10	LTDJQ	LTC4356IMS-2	LTEH	LT1550LCMS8-4.1	LTH8	LT1460HCS3-2.5
LTCRJ	LT6653AHS6-4.096	LTCWK	LT6106IS5	LTD9S	LTC2453CTS8	LTDHK	LTC2631ITS8-LM10	LTDJS	LT1912EMSE	LTEK	LTC1326CMS8-2.5	LTH8	LT1460JCS3-2.5
LTCRJ	LT6653BHS6-4.096	LTCWN	LTC2356CMSE-12	LTD9S	LTC2453ITS8	LTDHM	LTC2631CTS8-LZ10	LTDK	LT1634BCMS8-5	LTFL	LTC1258CMS8	LTH8	LT1460KCS3-2.5
LTCRK	LT6653AHS6-5	LTCWN	LTC2356IMSE-12	LTD9S	LT1761MPP5-1.8	LTDHM	LTC2631HTS8-LZ10	LTDKK	LT5581IMS8	LTEM	LTC1258CMS8-5	LTH9	LT1460HCS3-3
LTCRK	LT6653BHS6-5	LTCWX	LTC3419EMS-1	LTD9S	LTC3580EMS8E	LTDHM	LTC2631ITS8-LZ10	LTDKN	LTC6405CMS8E	LTEN	LTC1258CMS8-4.1	LTH9	LT1460JCS3-3
LTCRP	LT1807HMS8	LTCWY	LTC4151CMS	LTD9S	LT3580IMS8E	LTDHN	LTC2631CTS8-HM10	LTDKN	LTC6405IMS8E	LTEP	LTC1663CS5	LTH9	LT1460KCS3-3
LTCRR	LTC6240CS5	LTCWY	LTC4151IMS	LTD9S	LT3592EMSE	LTDHN	LTC2631HTS8-HM10	LTDKR	LTC2934CTS8-1	LTEP	LTC1663ES5	LTHA	LT1317CMS8
LTCRR	LTC6240HS5	LTCX	LT1517CS5-5	LTD9S	LT3592IMSE	LTDHN	LTC2631ITS8-HM10	LTDKR	LTC2934ITS8-1	LTEQ	LTC1663CMS8	LTHB	LT1317BCMS8
LTCRR	LTC6240IS5	LTCXB	LTC4151CMS-1	LTD9S	LT1518CMS-B1	LTDHP	LTC2631CTS8-HZ10	LTDKS	LTC2934CTS8-2	LTER	LTC1682CMS8	LTHC	LT1619EMS8
LTCRS	LTC6240HVC55	LTCXB	LT4151IMS-1	LTD9S	LTC2918HMS-B1	LTDHP	LTC2631HTS8-HZ10	LTDKS	LTC2934ITS8-2	LTES	LT1611CS5	LTHD	LT1734ES6-4.1
LTCRS	LTC6240HVS5	LTCXD	LTC4357CMS8	LTD9S	LTC2918IMS-B1	LTDHP	LTC2631HTS8-HZ10	LTDKX	LT1965EMS8E-1.5	LTET	LTC1258CMS8-3	LTHE	LT1619A-1CS5
LTCRS	LTC6240HVS5	LTCXD	LTC4357IMS8	LTD9S	LTC2916CTS8-1	LTDHQ	LTC2631CTS8-LM8	LTDKX	LT1965IMS8E-1.5	LTEZ	LT1521CMS8	LTHF	LT1762EMS8
LTCRX	LTC2852CMS	LTCXG	LTC3404MPPMS8	LTD9S	LTC2916HTS8-1	LTDHQ	LTC2631HTS8-LM8	LTDKZ	LT1965EMS8E-1.8	LTET	LT1844ES5-1.5	LTHG	LT1762EMS8-2.5
LTCRX	LTC2852HMS	LTCXK	LTC2366CS6	LTD9S	LTC2916ITS8-1	LTDHQ	LTC2631HTS8-LM8	LTDKZ	LT1965IMS8E-1.8	LTET	LT1844ES5-1.8	LTHH	LT1762EMS8-3
LTCRX	LTC2852IMS	LTCXK	LTC2366HS6	LTD9S	LTC3407AEMSE-2	LTDHR	LTC2631CTS8-LZ8	LTDMC	LT1965EMS8E-2.5	LTET	LT1844ES5-2.5	LTHJ	LT1762EMS8-3.3
LTCRZ	LTC3407AEMSE	LTCXK	LTC2366IS6	LTD9S	LTC3407AIMSE-2	LTDHR	LTC2631HTS8-LZ8	LTDMC	LT1965IMS8E-2.5	LTET	LT1844ES5-3.3	LTHK	LT1762EMS8-5
LTCS	LTC1474CMS8-5	LTCXR	LTC4442EMS8E-1	LTD9S	LT1933HS6	LTDHR	LTC2631ITS8-LZ8	LTDME	LT1965EMS8E-3.3	LTF5	LTC4210-1IS6	LTHL	LTC1502IMS8-3.3
LTCSN	LTC3873ETS8	LTCXR	LTC4442IMS8E-1	LTD9S	LT1542CMS8	LTDHS	LTC2631CTS8-HM8	LTDME	LT1965IMS8E-3.3	LTF6	LTC4210-2IS6	LTHM	LTC1682IMS8
LTCSN	LTC3873ETS8-5	LTCXS	LT1871HMS	LTD9S	LT1634BCMS8-2.5	LTDHS	LTC2631HTS8-HM8	LTDME	LT6703HVC55-2	LTF7	LT1818CS5	LTHN	LT1503CMS8-2
LTCT	LT1671CMS8	LTCXX	LT1965EMS8E	LTD9S	LT3693EMSE	LTDHS	LTC2631ITS8-HM8	LTDME	LT6703HVS5-2	LTF7	LT1818IS5	LTHQ	LTC1864ACMS8
LTCTB	LTC6406CMS8E	LTCXX	LT1965IMSE	LTD9S	LT3693IMSE	LTDHT	LTC2631CTS8-HM8	LTDME	LT6703HVS5-2	LTF8	LT1934ES6-1	LTHQ	LTC1864AHMS8
LTCTB	LTC6406IMS8E	LTCXZ	LTC3406ABE5S	LTD9S	LTC2917CMS-A1	LTDHT	LTC2631HTS8-HZ8	LTDMP	LT6703HVS5-3	LTF9	LTC4440EMSE	LTHQ	LTC1864AIMS8
LTCTD	LT6105CMS8	LTCY	LT1638CMS8	LTD9S	LTC2917HMS-A1	LTDHT	LTC2631ITS8-HZ8	LTDMP	LT6703HVS5-3	LTF9	LTC1521CMS8E	LTHQ	LTC1864CMS8
LTCTD	LT6105HMS8	LTCY	LT1638IMS8	LTD9S	LT6105IMS-A1	LTDHV	LTC2640ACTS8-LM12	LTDMP	LT6703HVS5-3	LTFB	LT1521CMS8-3	LTHQ	LTC1864HMS8
LTCTD	LT6105IMS8	LTCYF	LT3685EMSE	LTD9S	LTC2918CMS-A1	LTDHV	LTC2640AHTS8-LM12	LTDMT	LTC2919CMS-3.3	LTFE	LTC1494CMS8	LTHQ	LTC1864IMS8
LTCTJ	LTC4442EMS8E	LTCYF	LT3685IMSE	LTD9S	LTC2918HMS-A1	LTDHV	LTC2640AHTS8-LM12	LTDMT	LTC2919HMS-3.3	LTFG	LT1494IMS8	LTHS	LTC1865ACMS
LTCTJ	LTC4442IMS8E	LTCYM	LT3680EMSE	LTD9S	LTC2918IMS-A1	LTDHV	LTC2640CTS8-LM12	LTDMT	LTC2919IMS-3.3	LTFH	LT1672CMS8	LTHS	LTC1865AIMS
LTCTK	LTC4442HMS8E	LTCYM	LT3680IMSE	LTD9S	LTC2360CTS8	LTDHV	LTC2640HTS8-LM12	LTDMV	LTC2919CMS-5	LTFJ	LT1672IMS8	LTHS	LTC1865AIMS
LTCTM	LT3480EMSE	LTCYS	LTC3565EMS	LTD9S	LTC2360HTS8	LTDHV	LTC2640ITS8-LM12	LTDMV	LTC2919HMS-5	LTFI	LTC1199CMS8	LTHS	LT1865CMS
LTCTM	LT3480IMS	LTCYZ	LTC2366CTS8	LTD9S	LTC2360ITS8	LTDHW	LTC2640ACTS8-LZ12	LTDMV	LTC2919IMS-5	LTFN	LTC1261LCMS8	LTHS	LTC1865HMS
LTCTN	LT3480HMS	LTCYZ	LTC2366HTS8	LTD9S	LTC2360CS6	LTDHW	LTC2640ACTS8-LZ12	LTDMY	LTC4310CMS	LTFN	LTC1261LCMS8-4	LTHS	LTC1865IMS
LTCTV	LT1871EMS-1	LTCYZ	LTC2366IS8	LTD9S	LTC2360HS6	LTDHW	LTC2640AHTS8-LZ12	LTDMY	LT4310IMS	LTFP	LTC1261LCMS8-4.5	LTHU	LTC1647-1CMS8
LTCTV	LT1871IMS-1	LTCZQ	LTC2641CMS8-12	LTD9S	LTC2360S6	LTDHW	LTC2640CTS8-LZ12	LTDN	LT1389BCMS8-1.25	LTFQ	LTC1551LCMS8	LTHV	LTC1647-2CMS8
LTCTY	LTC6087CMS8	LTCZQ	LTC2641IMS8-12	LTD9S	LTC2361CTS8	LTDHW	LTC2640HTS8-LZ12	LTDNG	LTC6084CMS8	LTFR	LT1551LCMS8-2	LTHW	LT1719CS56
LTCTY	LTC6087HMS8	LTCZR	LTC2641CMS8-14	LTD9S	LTC2361HTS8	LTDHW	LTC2640ITS8-LZ12	LTDNG	LTC6084HMS8	LTFE	LTC1551LCMS8-2.5	LTHX	LTC1727EMS8-5
LTCU	LT1671IMS8	LTCZR	LTC2641IMS8-14	LTD9S	LTC2361ITS8	LTDHX	LTC2640ACTS8-HM12	LTDNS	LTC2451CTS8	LTFE	LT1551LCMS8-4.1	LTHY	LTC1727EMS8-2.5
LTCV	LT1634BCMS8-1.25	LTCZS	LTC2641ACMS8-16	LTD9S	LTC2361CS6	LTDHX	LTC2640AHTS8-HM12	LTDNS	LTC2451ITS8	LTFV	LTC1550LCMS8-2.5	LTHZ	LTC1728ES5-5
LTCVB	LT6102HVCMS8	LTCZS	LTC2641AIMS8-16	LTD9S	LTC2361HS6	LTDHX	LTC2640AHTS8-HM12	LTDNW	LTC4224CMS-1	LTFW	LTC1658IMS8	LTHZ	LTC1728HS5-5
LTCVB	LT6102HVMMS8	LTCZS	LTC2641CMS8-16	LTD9S	LTC2361IS6	LTDHX	LTC2640CTS8-HM12	LTDNW	LTC4224IMS-1	LTFX	LTC1503CMS8-1.8	LTHZ	LT1728ES5-2.5
LTCVB	LT6102HVIMS8	LTCZS	LTC2641IMS8-16	LTD9S	LTC2362CS6	LTDHX	LTC2640HTS8-HM12	LTDPK	LTC2452CTS8	LTFY	LTC1503IMS8-1.8	LTHZ	LT1307BCMS8
LTCVD	LTC2355CMSE	LTCZX	LTC2642CMS8-12	LTD9S	LTC2362IS6	LTDHX	LTC2640ITS8-HM12	LTDPK	LTC2452ITS8	LTFZ	LTC1503CMS8	LTHZ	LTC1307CMS8
LTCVD	LTC2355IMSE	LTCZX	LTC2642IMS-12	LTD9S	LTC2362S6	LTDHY	LTC2640ACTS8-HZ12	LTDPN	LTC3080EMS8E-1	LTFG	LT3464ETS8	LTHZ	LT1614CMS8
LTCVF	LTC2356CMSE-14	LTCZY	LTC2642CMS-14	LTD9S	LTC2919CMS-2.5	LTDHY	LTC2640AHTS8-HZ12	LTDPV	LTC3481HMSE	LTFG	LTC1871EMS-7	LTIE	LT1637CMS8
LTCVF	LTC2356IMSE-14	LTCZY	LTC2642IMS-14	LTD9S	LTC2919HMS-2.5	LTDHY	LTC2640HTS8-HZ12	LTDPV	LTC2935CTS8-1	LTFH	LTC4056ETS8-4.2	LTIE	LT1637IMS8
LTCVH	LTC6652AHMS8-1.25	LTCZZ	LTC2642ACMS-16	LTD9S	LTC2919IMS-2.5	LTDHY	LTC2640CTS8-HZ12	LTDPW	LTC2935ITS8-1	LTFG	LT6202CS5	LTIG	LTC1757-2EMS
LTCVH	LTC6652BHMS8-1.25	LTCZZ	LTC2642AIMS-16	LTD9S	LTC2805EMSE								

TOP MARKINGS (TOP MARK TO PART NUMBER)

LTIM	LTC1772ES6	LTKW	LTC11971MS8	LTPL	LTC1757A-1EMS8	LTSB	LTC1663-2CS5	LTVS	LTC1983CS6-3	LTYD	LT1716HS5
LTIQ	LTC2050CMS8	LTKX	LTC1986ES6	LTPM	LTC1757A-2EMS	LTSC	LTC4211CMS8	LTVT	LTC2053CMS8	LTYD	LT1716IS5
LTIR	LTC2050IMS8	LTKY	LT1809CS6	LTPN	LT1990CMS8	LTSD	LTC4211IMS8	LTVU	LTC1772BES6	LTYF	LTC4302CMS-1
LTIS	LT1782CS6	LTKZ	LTC1726EMS8-2.5	LTPP	LT1990IMS8	LTSF	LT1981ES5	LTVU	LTC1772BIS6	LTYG	LTC4302IMS-1
LTIT	LT1782IS6	LTLA	LTC1726EMS8-5	LTPQ	LT1962EMS8-3	LTSG	LTC1693-5CMS8	LTVV	LT1715IMS8	LTYH	LT3420EMS
LTIU	LT1783CS6	LTLB	LT1761ES5-2.8	LTPR	LT1962EMS8-5	LTSJ	LTC3200ES6-5	LTVW	LT1880IS5	LTYJ	LTC2900-1CMS
LTIW	LT1783IS6	LTLA	LTC1700EMS	LTPS	LT1962EMS8-3.3	LTSK	LTC3402EMS	LTVX	LT1964ES5-SD	LTYK	LTC2900-1IMS
LTIX	LT1784CS6	LTLB	LT1782CS5	LTPT	LT1962EMS8-2.5	LTSL	LTC1758-1EMS8	LTVX	LT1964IS5-SD	LTYL	LTC2900-2CMS
LTJX	LT1784IS6	LTLF	LT1782IS5	LTPU	LT1490IMS8	LTSM	LTC1758-2EMS	LTVY	LT1964ES5-BYP	LTYM	LTC2900-2IMS
LTJY	LTC1695CS5	LTLG	LT1783CS5	LTPV	LTC1699EMS8-80	LTSN	LT1784IS5	LTVY	LT1964IS5-BYP	LTYN	LT1937ES5
LTJZ	LT1615ES5	LTLH	LT1783IS5	LTPW	LTC1699EMS8-81	LTSP	LT1931AES5	LTVZ	LT1964ES5-5	LTYP	LTC1728ES5-3.3
LTJ1	LT1460HCS3-3.3	LTLJ	LT1812CS5	LTPZ	LT1790ACS6-2.5	LTSQ	LT1930AES5	LTVZ	LT1964IS5-5	LTYQ	LTC1706EMS-85
LTJ1	LT1460JCS3-3.3	LTLJ	LT1812IS5	LTPZ	LT1790AIS6-2.5	LTST	LT1932ES6	LTWA	LT1816CMS8	LTYR	LT1801CMS8
LTJ1	LT1460KCS3-3.3	LTLK	LT1812CS6	LTPZ	LT1790BCS6-2.5	LTSU	LTC4211CMS	LTWB	LTC1199IMS8	LTVS	LT1801IMS8
LTJ2	LT1460HCS3-5	LTLK	LT1812IS6	LTPZ	LT1790BIS6-2.5	LTSV	LTC4211IMS	LTCW	LTC1199LIMS8	LTYT	LTC3704EMS
LTJ2	LT1460JCS3-5	LTLM	LT1797CS5	LTOA	LT1790ACS6-3	LTSW	LTC1731EMS8-8.2	LTDW	LTC1767EMS8-2.5	LTYU	LTC1992CMS8
LTJ2	LT1460KCS3-5	LTLN	LT1797CS6	LTOA	LT1790AIS6-3	LTSX	LTC1871EMS	LTFW	LT1767EMS8-3.3	LTYV	LTC1992-2CMS8
LTJ3	LT1460HCS3-10	LTLP	LTC1779ES6	LTOA	LT1790BCS6-3	LTSZ	LT1962EMS8-1.5	LTFW	LT1767EMS8-5	LTYW	LTC4210-1CS6
LTJ3	LT1460JCS3-10	LTLR	LTC1706EMS8-81	LTOA	LT1790BIS6-3	LTTA	LT1962EMS8-1.8	LTFW	LT1767EMS8-1.8	LTYX	LTC4210-2CS6
LTJ3	LT1460KCS3-10	LTLT	LT1767EMS8	LTOB	LT1790ACS6-4.096	LTTB	LTC1699EMS8-82	LTFW	LT1567CMS8	LTYX	LTC4052EMS8E-4.2
LTJ4	LTC1865LACMS	LTLT	LTC1696ES6	LTOB	LT1790AIS6-4.096	LTTC	LT1711CMS8	LTFW	LT1567IMS8	LTYZ	LT1946AEMS8E
LTJ4	LTC1865LAIMS	LTLV	LTC1877EMS8	LTOB	LT1790BCS6-4.096	LTTD	LT1711IMS8	LTKW	LTC3400ES6	LTAZ	LT1723IMS8
LTJ4	LTC1865LCMS	LTLV	LTC1877IMS8	LTOB	LT1790BIS6-4.096	LTTE	LTC1517ES5-3.3	LTLW	LTC3202EMS	LTZB	LT1722CS5
LTJ4	LTC1865LIMS	LTLW	LTC1754ES6-5	LTOC	LT1790ACS6-5	LTFE	LTC1517ES5-5	LTRW	LTC4252-1CMS8	LTZB	LT1722IS5
LTJ8	LT1937BES5	LTLX	LTC1733EMS8	LTOC	LT1790AIS6-5	LTFG	LTC1966CMS8	LTVN	LTC4252-1CMS	LTCZ	LTC1992IMS8
LTJ9	LTC6901CMS	LTLY	LTC1729CMS8-4.1	LTOC	LT1790BCS6-5	LTHH	LTC1966IMS8	LTVW	LTC4252-2CMS8	LTDZ	LTC1992-2IMS8
LTJA	LTC1197LIMS8	LTLZ	LTC1729CMS8-8.2	LTOC	LT1790BIS6-5	LTTJ	LTC1967CMS8	LTVW	LTC4252-2CMS	LTFZ	LTC3250ES6-1.5
LTJB	LT1614IMS8	LTMZ	LT1395CS5	LTOD	LT1991ACMS	LTTJ	LTC1967IMS8	LTVR	LTC1860CMS8	LTFZ	LT3010EMS8E
LTJC	LT1949EMS8	LTMZ	LTC2401CMS	LTOD	LT1991AIMS	LTLT	LT1797IS5	LTVS	LTC1860HMS8	LZGZ	LT1767EMS8E
LTJD	LT1784CS5	LTMZ	LTC2401IMS	LTOD	LT1991CMS	LTTM	LT1797IS6	LTVS	LTC1860IMS8	LZHZ	LT1767EMS8E-1.8
LTJE	LT1761ES5-2	LTMZ	LTC2402CMS	LTOD	LT1991HMS	LTTN	LT1969CMS	LTVT	LTC1861CMS	LZJZ	LT1767EMS8E-2.5
LTJF	LT1719IS6	LTMZ	LTC2402IMS	LTOD	LT1991IMS	LTPP	LT1969IMS	LTVU	LTC1861HMS	LZKZ	LT1767EMS8E-3.3
LTJG	LTC1729CMS8-8.4	LTMF	LT1395CS6	LTOQ	LTC1844ES5-2.8	LTPQ	LT1810IMS8	LTVU	LTC1861IMS	LZLZ	LT1767EMS8E-5
LTJH	LTC1729CMS8-4.2	LTMJ	LTC1706EMS8-82	LTOQ	LTC3423EMS	LTRR	LT1944EMS	LTVV	LTC2411-1CMS	LZMZ	LTC6900CS5
LTJJ	LTC1663IMS8	LTMK	LTC1872ES6	LTON	LTC3424EMS	LTSJ	LT1945EMS	LTVW	LTC1732EMS-8.4	LZMZ	LTC6900IS5
LTJK	LTC1731EMS8-4.1	LTML	LT1962EMS8	LTOP	LTC4301-1CMS	LTTT	LT1807CMS8	LTVX	LTC1983CS6-5	LZPZ	LTC3405AES6-1.8
LTJM	LT1761ES5-1.8	LTMN	LT1962IMS8	LTOP	LTC4301-1IMS	LTTU	LT1944-1EMS	LTVZ	LTC4400-1ES6	LZQZ	LTC3405AES6-1.5
LTJY	LTC2053IMS8	LTMN	LTC2051CMS8	LTOR	LTC2490CS6	LTTV	LT1807IMS8	LTXA	LTC4401-1ES6	LZRR	LT1697EMS
LTJZ	LT6200CS6	LTMP	LTC2051IMS8	LTOQ	LTC2490IS6	LTTW	LTC4050EMS-4.1	LTXB	LTC4400-2EMS8	LZSZ	LTC4053EMSE-4.1
LTJZ	LT6200IS6	LTMQ	LTC2051CMS10	LTOT	LTC3411EMS	LTTX	LTC4050EMS-4.2	LTXC	LTC4401-2EMS8	LZTZ	LTC4053EMSE-4.2
LTK1	LTC6901IMS	LTMR	LTC2051IMS10	LTTY	LTC3411IMS	LTTY	LTC1998CS6	LTXD	LTC2431CMS	LZUZ	LTC1921IMS8
LTK2	LTC6902CMS	LTMS	LT1612EMS8	LTTX	LTC4251-1CS6	LTYT	LTC1998IS6	LTXE	LTC2431IMS	LZVZ	LTC1921CMS8
LTK3	LTC6902IMS	LTMZ	LT1761ES5-1.5	LTOV	LTC4251-1IS6	LTVZ	LTC1732EMS-4.2	LTXF	LTC4402-1EMS8	LZWZ	LTC3405AES6
LTK4	LT6201CMS8E	LTMU	LTC1536IMS8	LTOV	LTC4150CMS	LTVZ	LTC4300-1CMS8	LTXG	LTC4403-1EMS8	LZXZ	LTC5507ES6
LTK5	LT6201IMS8E	LTMV	LTC1773EMS	LTOV	LTC4150IMS	LTVZ	LTC4300-1IMS8	LTXH	LTC4402-2EMS	LZYZ	LTC4440ES6
LTK6	LTC4251-2CS6	LTMW	LTC1911EMS8-1.5	LTOX	LT1949-1EMS8	LTVZ	LTC1701BES5	LTXJ	LTC4403-2EMS	LZZZ	LT4351CMS
LTK7	LT6700CS6-1	LTNB	LT1616ES6	LTOY	LT1961EMS8E	LTVZ	LT1947EMS	LTXK	LT1782HS5	OP07	OP07CS8
LTK7	LT6700HS6-1	LTCN	LT1616IS6	LTOY	LT1961IMS8E	LTVZ	LT1809IS6	LTLX	LT1782HS6	OP27G	OP27GS8
LTK7	LT6700HVC6-1	LTND	LTC1799CS5	LTOZ	LT1009CMS8	LTVZ	LT1946EMS8	LTXM	LTC1442IMS8	OP37G	OP37GS8
LTK7	LT6700HVS6-1	LTND	LTC1799HS5	LTOZ	LT1009IMS8	LTVZ	LTC1326IMS8	LTXN	LTC3700EMS		
LTK7	LT6700HVIS6-1	LTNE	LTC1799IS5	LTRA	LT1931ES5	LTVZ	LTC1326IMS8-2.5	LTXP	LT1934ES6		
LTK7	LT6700IS6-1	LTVG	LT1490ACS8	LTRB	LTC2051HVCMS10	LTVZ	LT1713IMS8	LTXQ	LTC3405ES6		
LTK8	LTC4410ES6	LTVH	LT1618EMS	LTRC	LTC2051HVIMS10	LTVZ	LT1815CS6	LTXR	LT1783HS5		
LTK9	LTC1706EMS-61	LTVJ	LTC1732EMS-4	LTRD	LT1713CMS8	LTVZ	LT1880CS5	LTXS	LT1783HS6		
LTKA	LT1617ES5-1	LTVK	LT1806CS6	LTRF	LT1810CMS8	LTVZ	LTC3400BES6	LTXT	LT1790ACS6-1.25		
LTKB	LTC1662CMS8	LTVL	LT1806IS6	LTRG	LTC1734ES6-4.2	LTVZ	LT1815CS5	LXTT	LT1790AIS6-1.25		
LTKC	LTC1662IMS8	LTVN	LTC1985ES5-1.8	LTRH	LTC1957-1EMS8	LTVZ	LTC4251CS6	LXTT	LT1790BCS6-1.25		
LTKD	LTC1771EMS8	LTVN	LTC2411-1IMS	LTRJ	LTC1957-2EMS	LTVZ	LTC4251IS6	LXTT	LT1790BIS6-1.25		
LTKE	LTC1771IMS8	LTVN	LTC3440EMS	LTRK	LT1490AHMS8	LTVZ	LT4352CMS8	LTXU	LT1790ACS6-2.048		
LTKF	LT1617ES5	LTVN	LT1816IMS8	LTRL	LT1946-2EMS8	LTVZ	LT4352IMS8	LTXU	LT1790AIS6-2.048		
LTKG	LTC1701ES5	LTVN	LT1948EMS8	LTRM	LT1946-2CMS8	LTVZ	LTC4352CMS	LTXU	LT1790BCS6-2.048		
LTKH	LT1615ES5-1	LTVN	LTC2411CMS	LTRN	LT1800CS5	LTVZ	LTC4352IMS	LTXU	LT1790BIS6-2.048		
LTKJ	LT1787HVCMS8	LTVN	LTC2411IMS	LTRP	LT1800IS5	LTVZ	LTC2421CMS	LTXV	LTC5505-1ES5		
LTKK	LT1787HVIMS8	LTVN	LTC1911EMS8-1.8	LTRQ	LTC4252-1IMS8	LTVZ	LTC2421IMS	LTXW	LT1790ACS6-3.3		
LTKL	LTC1751EMS8	LTVN	LTC3200EMS8	LTRR	LTC4252-2IMS8	LTVZ	LTC2422CMS	LTXW	LT1790AIS6-3.3		
LTKM	LTC1751EMS8-3	LTVN	LTC1878EMS8	LTRS	LTC4252-1IMS	LTVZ	LTC2422IMS	LTXW	LT1790BCS6-3.3		
LTKN	LTC1751EMS8-3.3	LTPC	LTC1983ES6-3	LTRT	LTC4252-2IMS	LTVZ	LTC3201EMS	LTXW	LT1790BIS6-3.3		
LTKP	LTC1751EMS8-5	LTPD	LTC1983EMS8-3	LTRU	LT1973CMS8	LTVZ	LT1815IS5	LTXW	LT1816AIMS		
LTKQ	LTC1731EMS8-4.2	LTPD	LTC1731EMS8-8.4	LTRV	LT1973IMS8	LTVZ	LT1815IS6	LTXW	LTC1872BES6		
LTKR	LTC3404EMS8	LTPD	LT1982ES6	LTRW	LTC5505-2ES5	LTVZ	LTC2051HMS8	LTXW	LT1615IS5		
LTKS	LT1930ES5	LTPG	LTC3401EMS	LTRX	LT1935ES5	LTVZ	LTC2051HVHMS8	LTXW	LT1816ACMS		
LTKT	LTC1928ES6-5	LTPH	LTC1728ES5-1.8	LTRY	LT1936CS5	LTVZ	LTC4300-2CMS8	LTXW	LTC1983ES6-5		
LTKU	LTC1663IS5	LTPJ	LTC2051HVCMS8	LTRZ	LT1310EMS8	LTVZ	LTC4300-2IMS8	LTYC	LT1723CMS8		
LTKV	LTC1197CMS8	LTPK	LTC2051HVIMS8	L TSA	LTC1663-1CS5	LTVZ	LT1715CMS	LTYD	LT1716CS5		

Amps, Refs, Filters, Comps

Power Management

Data Conversion

Interface

High Frequency

Reference Material

TOP MARKINGS



PACKAGE RAIL AND REEL COUNTS

Amps, Refs, Filters, Comps
 Power Management
 Data Conversion
 Interface
 High Frequency
 Reference Material
RAIL AND REEL

PACKAGE TYPE	WIDTH mm (Inch)	THICKNESS mm (Inch)	PACKAGE CODE	PACKAGE STYLE = Package Code + Lead Count (QFN/DFN/UTQFN/UTDFN - 0.50 mm lead pitch unless otherwise stated)	RAIL/BULK QUANTITY	REEL QUANTITY
Side Brazed	7.62 (0.300)	3.30 (0.130)	D	D8	35	Not Applicable
			D	D14	25	
			D	D16	25	
			D	D18	20	
			D	D20	20	
TO-52		3.43 (0.135)	E	E3	20/Tray; 500/Bag	Not Applicable
TSSOP (Suffix E = Exposed Pad)	4.4 (0.173)	1.0 (0.040)	F/FE	F16/FE16	95	2500
			F/FE	F20/FE20	74	2500
			F/FE	F24/FE24	TBD	2500
			F/FE	F28/FE28/FE38	50	2000
TSSOP	6.10 (0.240)	1.0 (0.040)	FW	FW48	39	1800
			FW	FW56	35	1800
SSOP	5.3 (0.209)	1.47 (0.058)	G	G16	77	2000
			G	G20	66	1800
			G	G24	59	1800
			G	G28	47	2000
			G	G36, G44	37	2000
	3.81 (0.150)	1.47 (0.058)	GN	GN16	100	2500
			GN	GN20	55	2500
			GN	GN24	55	2500
			GN	GN28	49	2500
	7.62 (0.300)	2.8 (0.110)	GW	GW36	32	1000
GW			GW44	27	1000	
TO-5	8.97 (0.353)	4.44 (0.175)	H	H8	20/Tray; 200/Bag	Not Applicable
			H	H10		
TO-39	9.14 (0.360)	4.44 (0.175)	H	H3		
			H	H4		
TO-46	5.44 (0.214)	2.41 (0.095)	H	H2		
			H	H3		
			H	H4		
TO-46 with Thermal Cap	10.59 (0.417)	5.93 (0.233)	H	H2		
			H	H3		
			H	H4		
LCC	6.35 (0.250)	1.96 (0.077)	L	L20	40	Not Applicable
	7.62 (0.300)	1.96 (0.077)	LS	LS20	40	Not Applicable
MSOP (Suffix E = Exposed Pad)	3.00 (0.118)	0.85 (0.034)	MS8	MS8	50	2500
			MS	MS10	50	2500
			MS	MSE12/MSE16	37	2500
			MS8E	MS8E	50	2500
			MSE	MSE10	50	2500
			MSE	MSE12/MSE16	37	2500
PDIP	7.62 (0.300)	3.30 (0.130)	N8	N8	50	Not Applicable
			N	N14	25	
			N	N16	25	
			N	N18	20	
			N	N20	18	
			N	N24	15	
	N	N28	47			
15.24 (0.600)	3.81 (0.150)	NW	NW28	14	Not Applicable	
TO-3P	16.00 (0.630)	5.00 (0.197)	P	P3	30	Not Applicable

PACKAGE RAIL AND REEL COUNTS

PACKAGE TYPE	WIDTH mm (Inch)	THICKNESS mm (Inch)	PACKAGE CODE	PACKAGE STYLE = Package Code + Lead Count (QFN/DFN/UTQFN/UTDFN - 0.50 mm lead pitch unless otherwise stated)	RAIL/BULK QUANTITY	REEL QUANTITY
DD Pak	10.16 (0.400)	4.44 (0.175)	M	M3	50	750
			Q	Q5	50	750
			R	R7	50	750
SOIC	3.81 (0.150)	1.47 (0.058)	S8	S8	100	2500
			S	S14	55	2500
			S	S16	50	2500
	7.62 (0.300)	2.29 (0.090)	SW	SW16	47	1000
			SW	SW18	40	1000
			SW	SW20	38	1000
			SW	SW24	32	1000
			SW	SW28	27	1000
SOT 23	1.3 (0.051)	0.95mm (0.037)	S3	S3	1000 (Bulk)	2500*
SOT 23 (TSOT)	1.6 (0.063)	0.86 (0.034)	S5	S5	1000 (Bulk)	2500*
			S6	S6	1000 (Bulk)	2500*
			TS8	TS8	1000 (Bulk)	2500*
SC 70	1.25 (0.049)	0.90 (0.035)	SC6	SC6	1000 (Bulk)	2500*
			SC8	SC8	1000 (Bulk)	2500*
SOT 223	3.5 (0.138)	1.57 (0.062)	ST	ST3	78	2000
TO-220	10.16 (0.400)	4.44 (0.175)	T	T3	50	Not Applicable
			T	T5	50	
			T7	T7	50	
DFN / UTDFN DFN pkg. code prefix = D UTDFN pkg. code prefix = K	2 x 2	0.80 (0.0315)	DC	DC3 / DC4 (0.45) / DC6 / DC8 (0.45)	1000 (Bulk)	2500
		0.60 (0.0236)	KC	KC8 (0.45)	1000 (Bulk)	2500
	2 x 3	0.80 (0.0315)	DCB	DCB6 / DCB8 (0.45)	1000 (Bulk)	2500
		0.80 (0.0315)	DDB	DDB8 / DDB10 / DDB12 (0.45)	1000 (Bulk)	2500
	3 x 3	0.80 (0.0315)	DD	DD8 / DD10 / DD12 (0.45) / DD12MA (0.45)	121	2500
		0.60 (0.0236)	KD	KD10	121	2500
	4 x 3	0.80 (0.0315)	DE	DE12 / DE14 / DE14MA / DE16 (0.45) / DE16MA (0.45)	91	2500
		0.60 (0.0236)	KE	KE14	91	2500
		0.80 (0.0315)	UE	UE12	91	2500
	4 x 4	0.80 (0.0315)	DF	DF12	91	2500
	5 x 3	0.80 (0.0315)	DHC	DHC16	73	2500
	5 x 4	0.80 (0.0315)	DHD	DHD16	73	2500
	5 x 5	0.80 (0.0315)	DH	DH16	73	2500
	6 x 3	0.80 (0.0315)	DJC	DJC22	61	2500
	7 x 4	0.80 (0.0315)	DKD	DKD32 (0.40)	52	2500
QFN QFN pkg. code prefix = U UTQFN pkg. code prefix = P	3 x 3	0.80 (0.0315)	UD	UD16 / UD20 (0.45)	121	2500
		0.60 (0.0236)	PD	PD16	121	2500
	3 x 4	0.80 (0.0315)	UDC	UDC20 / UDC20MA / UDC24 (0.40)	91	2500
		0.60 (0.0236)	PDC	PDC20	91	2500
	4 x 4	0.80 (0.0315)	UF	UF16 (0.65) / UF20 / UF24 / UF28 (0.40)	91	2500
		0.60 (0.0236)	PF	PF24 / PF28	91	2500
	4 x 5	0.80 (0.0315)	UFD	UFD20 / UFD24 / UFD28	73	2500
	4 x 6	0.80 (0.0315)	UFE	UFE26 / UFE38 (0.40)	52	2500
	4 x 7	0.80 (0.0315)	UFF	UFF34 / UFF44 (0.40)	52	2500
	5 x 5	0.80 (0.0315)	UH	UH20 (0.65) / UH24 (0.65) / UH32 / UH40 (0.40)	73	2500
	5 x 6	0.80 (0.0315)	UHE	UHE36	52	2500
	5 x 7	0.80 (0.0315)	UHF	UHF38	52	2500
	5 x 8	0.80 (0.0315)	UHG	UHG52 (0.40)	45	2500
	5 x 9	0.80 (0.0315)	UHH	UHH56 (0.40)	60	2500
	6 x 9	0.80 (0.0315)	UJ	UJ40	52	2000
	7 x 7	0.80 (0.0315)	UK	UK48	52	2000
	7 x 8	0.80 (0.0315)	UKG	UKG52	45	2000
	7 x 9	0.80 (0.0315)	UKH	UKH64 (0.40)	40	2000
9 x 9	0.80 (0.0315)	UP	UP64	40	2000	

packages marked with an asterisk () are available in 500 unit reels through designated sales channels. 500 unit reels are ordered with a '#TRMPBF' or '#TRM' suffix.

Amps, Refs, Filters, Comps
 Power Management
 Data Conversion
 Interface
 High Frequency
 Reference Material
 RAIL AND REEL

THERMAL RESISTANCE TABLE

Package Type	Package Code	Style Lead Count	Theta JC °C/W	Theta JA °C/W	Pin Common to Substrate — Board Type
Metal Can	K	TO-3 2L	3	35	Case
		TO-3 4L	3	35	Case
Metal Can	H	TO-5	40	150	—
		TO-39	15	150	Pin 3*
		TO-46	80	440	Pin 3*
		TO-52	N/A	360	Pin 3*
CERDIP	J8	J8	30	110	—
CERDIP	J	J14	25	95	—
		J16	25	85	—
		J18	20	75	—
		J20	15	70	—
		J24	10	65	—
		J28	7	55	—
		Side Brazed	D8	D8	30
Side Brazed	D	D14	25	85	—
		D16	25	80	—
		D18	20	75	—
		D20	15	70	—
LCC	L	LCC 20L	40	100	—
Flat Pack Glass Sealed	W	W10	40	170	—
		W14	40	160	—
Flat Pack Bottom Brazed	WB	WB10	40	160	—
		WB14	40	150	—
Plastic TO	P	TO-3P 3L (TO-247)	1.5	45	Pin 2
Plastic TO	Z	TO-226 3L (TO-92)	—	160	Pin 1 or 2 (By Device)
		TO-220 3L	3	50	Pin 2
Plastic TO	T	TO-220 5L	3	50	Pin 3
		TO-220 7L	3	50	Pin 4
		DD Pak 3L	3	30	Pin 2
Plastic DD	Q	DD Pak 5L	3	30	Pin 3
		DD Pak 7L	3	30	Pin 4
Plastic PDIP 300mil	N8	N8, Cu	45	100	—
		N8, A42	50	150	—
Plastic PDIP 300mil	N	N14	50	130	—
		N16	50	130	—
		N18	40	120	—
		N20	35	100	—
		N24	30	65	—
Plastic PDIP 300mil	N	N14, Cu	33	70	4 Layer
		S16, Cu	34	70	4 Layer
		N18, Cu	29	65	4 Layer
		N20, Cu	28	62	4 Layer
		N24, Cu	27	60	4 Layer
		N28, Cu	30	59	4 Layer

Package Type	Package Code	Style Lead Count	Theta JC °C/W	Theta JA °C/W	Pin Common to Substrate — Board Type
Plastic SC70	SC6	SC70, 6L, Cu 2 Pins Fused	—	270	Multilayer
	SC8	SC70, 8L, Cu 3 Pins Fused	—	270	Multilayer
Plastic SOT TSOT	S3	SOT-23, 3L, A42 1 Pin Fused	100	180	Pin 2 Single Layer
	S5	TSOT-23, 5L, Cu 1 Pin Fused	50	215	Pin 2 4 Layer
	S6	TSOT-23, 6L, Cu 1 Pin Fused	51	192	Pin 2 4 Layer
Plastic SOT	TS8	TSOT-23, 8L, Cu 1 Pin Fused	47	195	Pin 4 4 Layer
	ST	SOT-223	15	60 (est.)	Pin 2
Plastic MSOP 3.2	MS8	MS 8L, Cu	40	200	Single Layer
	MS8	MS 8L, A42	45	300	Single Layer
	MS10	MS 10L, Cu	45	120	4 Layer
Plastic MSOP 3.2	MS8E	MS 8L, Cu	5-10	35-40	Multilayer
		Exposed Die Pad	5-10	35-40	Multilayer
Plastic SO 150mil	S8	S8, Cu	39	150	Single Layer
		S8, A42	—	190	Single Layer
Plastic SO 150mil	S8	S8, Cu, 2 Pins Fused	37	110	Single Layer
		S8, Cu, 3 Pins Fused	35	90	Single Layer
Plastic SO 150mil	S	S14, Cu	37	88	4 Layer
		S14, A42	—	160	Single Layer
		S16, Cu	30	100	Single Layer
Plastic SO 150mil	S	S16, A42	—	150	Single Layer
		S14, Cu	37	90	4 Layer
		S16, Cu	24	75	4 Layer
Plastic SO 150mil	S	S16, Cu, 4 Pins Fused	22	65	4 Layer
		S14, Cu	37	90	4 Layer
		S16, Cu	24	75	4 Layer
Plastic SO 300mil	SW	SW16	30	90	Single Layer
		SW18	27	85	Single Layer
		SW20	25	80	Single Layer
		SW24	23	75	Single Layer
		SW28	20	70	Single Layer
Plastic SSOP 150mil	GN	GN16, 4 Pins Fused	37	90	4 Layer
Plastic SSOP 150mil	GN	GN16	40	110	4 Layer
		GN20	30	90	4 Layer
		GN24	30	85	4 Layer
		GN28	25	80	4 Layer
Plastic SSOP 5.3	G	G20	30	110	Single Layer
		G24	25	90	Single Layer
		G28	25	90	Single Layer
Plastic SSOP 300mil	GW	GW36	20	80	Single Layer
		GW44	17	70	Single Layer

Package Type	Package Code	Style Lead Count	Theta JC °C/W	Theta JA °C/W	Pin Common to Substrate — Board Type
Plastic TSSOP 4.4	F	F14	17	100	4 Layer
	F	F20	20	90	4 Layer
	F	F20, 4 Pins Fused	18	80	4 Layer
	FE	FE16, FE20, Exposed Die Pad	10	38	4 Layer
	FE	FE28, Exposed Die Pad	—	25	Exposed Pad Soldered to PCB
Plastic TSSOP 6.1	FW	FW48	—	110 (est.)	4 Layer
	FW	FW56	21 (est.)	95 (est.)	4 Layer
Plastic DFN (Exposed Pad)					
2 x 2	DC, KC	DC3, KC8	17.2	88.5	4 Layer
		DC6, DC8	17.2	88.5	4 Layer
2 x 3	DCB	DCB6, DCB8	10.6	64	4 Layer
3 x 2	DDB	DDB8, DDB10, DDB12	13.5	76	4 Layer
3 x 3	DD, KD	DD8	7.5	43	4 Layer
		DD10, KD10	7.5	43	4 Layer
		DD12	7.5	43	4 Layer
4 x 3	DE, UE	DE12, UE12	5.0	43	4 Layer
4 x 3	DE, KE	DE14, KE14	5.0	43	4 Layer
4 x 3	DE	DE16	5.0	43	4 Layer
5 x 3	DHC	DHC16	5.0	43	4 Layer
5 x 4	DHD	DHD16	4.3	43	4 Layer
5 x 5	DH	DH16	3.0	34	4 Layer
6 x 3	DJC	DJC22	4.3	47	4 Layer
7 x 4	DKD	DKD32	3.0	34	4 Layer
Plastic QFN (Exposed Pad)					
3 x 3	UD, PD	UD16, PD16	7.5	68	4 Layer
3 x 4	UDC, PDC	UDC20, PDC20	5.0	43	4 Layer
		UDC24	5.0	43	4 Layer
4 x 4	UF, PF	UF16	4.3	37	4 Layer
		UF20	4.3	37	4 Layer
		UF24, PF24	4.3	37	4 Layer
		UF28, PF28	4.3	37	4 Layer
4 x 5	UFD	UFD20	3.2	34	4 Layer
		UFD24	3.2	34	4 Layer
		UFD28	3.2	34	4 Layer
4 x 6	UFE	UFE26, UFE38	3.0	34	4 Layer
4 x 7	UFF	UFF34, UFF44	3.0	34	4 Layer
5 x 5	UH	UH20, UH24, UH32, UH40	3.0	34	4 Layer
5 x 6	UHE	UHE36	2.0	34	4 Layer
5 x 7	UHF	UHF38	2.0	34	4 Layer
5 x 8	UHG	UHG52	2.0	31	4 Layer
5 x 9	UHH	UHH56	2.0	31	4 Layer
6 x 6	UJ	UJ40	2.0	33	4 Layer
7 x 7	UK	UK48	1.0	29	4 Layer
7 x 8	UKG	UKG52	1.0	29	4 Layer
7 x 9	UKH	UKH52	1.0	29	4 Layer
9 x 9	UP	UP64	1.0	28	4 Layer

Consult individual data sheets for product-specific values or requirements.

These values are offered for general reference use.

DFN and QFN package type dimensions are mm x mm.

The values for Plastic Packages are for copper material and non-fused type unless otherwise shown in STYLE LEAD COUNT column.

Construction variations, such as leads fused internally to Die Attach Pad, and PCB copper layout, significantly influence thermal performance.

Cu = Copper; A42 = Alloy 42. * 3-Lead Versions.

Data Conversion Values

NUMBER OF BITS	NUMBER COUNTS	PPM	BIT WEIGHT	THEORETICAL SNR (dB)	10V LSB	5V LSB	3V LSB	2.5V LSB	1.8V LSB
6	64	15,625	15.6×10^{-3}	37.86	156mV	78.1mV	46.9mV	39.1mV	28.1mV
8	256	3,906	3.91×10^{-3}	49.96	39.1mV	19.5mV	11.7mV	9.77mV	7.03mV
10	1024	977	977×10^{-6}	61.96	9.77mV	4.88mV	2.93mV	2.44mV	1.76mV
12	4096	244	244×10^{-6}	73.96	2.44mV	1.22mV	732μV	610μV	439μV
14	16,384	61	61.0×10^{-6}	86.06	610μV	305μV	183μV	153μV	110μV
16	65,536	15	15.3×10^{-6}	98.06	153μV	76.3μV	45.8μV	38.1μV	27.5μV
18	262,144	3.8	3.81×10^{-6}	110.16	38.1μV	19.1μV	11.4μV	9.54μV	6.87μV
20	1,048,576	0.95	954×10^{-9}	122.16	9.54μV	4.77μV	2.86μV	2.38μV	1.72μV
24	16,777,216	0.06	59.6×10^{-9}	146.24	596nV	298nV	179nV	149nV	107nV

Standard 1% Resistor Values

10.0	23.2	53.6	124	287	665	1.54k	3.57k	8.25k	19.1k	44.2k
10.2	23.7	54.9	127	294	681	1.58k	3.65k	8.45k	19.6k	45.3k
10.5	24.3	56.2	130	301	698	1.62k	3.74k	8.66k	20.0k	46.4k
10.7	24.9	57.6	133	309	715	1.65k	3.83k	8.87k	20.5k	47.5k
11.0	25.5	59.0	137	316	732	1.69k	3.92k	9.09k	21.0k	48.7k
11.3	26.1	60.4	140	324	750	1.74k	4.02k	9.31k	21.5k	49.9k
11.5	26.7	61.9	143	332	768	1.78k	4.12k	9.53k	22.1k	51.1k
11.8	27.4	63.4	147	340	787	1.82k	4.22k	9.76k	22.6k	52.3k
12.1	28.0	64.9	150	348	806	1.87k	4.32k	10.0k	23.2k	53.6k
12.4	28.7	66.5	154	357	825	1.91k	4.42k	10.2k	23.7k	54.9k
12.7	29.4	68.1	158	365	845	1.96k	4.53k	10.5k	24.3k	56.2k
13.0	30.1	69.8	162	374	866	2.00k	4.64k	10.7k	24.9k	57.6k
13.3	30.9	71.5	165	383	887	2.05k	4.75k	11.0k	25.5k	59.0k
13.7	31.6	73.2	169	392	909	2.10k	4.87k	11.3k	26.1k	60.4k
14.0	32.4	75.0	174	402	931	2.15k	4.99k	11.5k	26.7k	61.9k
14.3	33.2	76.8	178	412	953	2.21k	5.11k	11.8k	27.4k	63.4k
14.7	34.0	78.7	182	422	976	2.26k	5.23k	12.1k	28.0k	64.9k
15.0	34.8	80.6	187	432	1.00k	2.32k	5.36k	12.4k	28.7k	66.5k
15.4	35.7	82.5	191	442	1.02k	2.37k	5.49k	12.7k	29.4k	68.1k
15.8	36.5	84.5	196	453	1.05k	2.43k	5.62k	13.0k	30.1k	69.8k
16.2	37.4	86.6	200	464	1.07k	2.49k	5.76k	13.3k	30.9k	71.5k
16.5	38.3	88.7	205	475	1.10k	2.55k	5.90k	13.7k	31.6k	73.2k
16.9	39.2	90.9	210	487	1.13k	2.61k	6.04k	14.0k	32.4k	75.0k
17.4	40.2	93.1	215	499	1.15k	2.67k	6.19k	14.3k	33.2k	76.8k
17.8	41.2	95.3	221	511	1.18k	2.74k	6.34k	14.7k	34.0k	78.7k
18.2	42.2	97.6	226	523	1.21k	2.80k	6.49k	15.0k	34.8k	80.6k
18.7	43.2	100	232	536	1.24k	2.87k	6.65k	15.4k	35.7k	82.5k
19.1	44.2	102	237	549	1.27k	2.94k	6.81k	15.8k	36.5k	84.5k
19.6	45.3	105	243	562	1.30k	3.01k	6.98k	16.2k	37.4k	86.6k
20.0	46.4	107	249	576	1.33k	3.09k	7.15k	16.5k	38.3k	88.7k
20.5	47.5	110	255	590	1.37k	3.16k	7.32k	16.9k	39.2k	90.9k
21.0	48.7	113	261	604	1.40k	3.24k	7.50k	17.4k	40.2k	93.1k
21.5	49.9	115	267	619	1.43k	3.32k	7.68k	17.8k	41.2k	95.3k
22.1	51.1	118	274	634	1.47k	3.40k	7.87k	18.2k	42.2k	97.6k
22.6	52.3	121	280	649	1.50k	3.48k	8.06k	18.7k	43.2k	100.0k

Standard 5% Resistor Values

10	75	560	4.3k	33k	240k
11	82	620	4.7k	36k	270k
12	91	680	5.1k	39k	300k
13	100	750	5.6k	43k	330k
15	110	820	6.2k	47k	360k
16	120	910	6.8k	51k	390k
18	130	1.0k	7.5k	56k	430k
20	150	1.1k	8.2k	62k	470k
22	160	1.2k	9.1k	68k	510k
24	180	1.3k	10k	75k	560k
27	200	1.5k	11k	82k	620k
30	220	1.6k	12k	91k	680k
33	240	1.8k	13k	100k	750k
36	270	2.0k	15k	110k	820k
39	300	2.2k	16k	120k	910k
43	330	2.4k	18k	130k	1.0M
47	360	2.7k	20k	150k	
51	390	3.0k	22k	160k	
56	430	3.3k	24k	180k	
62	470	3.6k	27k	200k	
68	510	3.9k	30k	220k	

Amps, Refs, Filters, Comps
 Power Management
 Data Conversion
 Interface
 High Frequency
 Reference Material
 DATA CONV. VALUES

PART NUMBER	DESCRIPTION AND PAGE NUMBERS		
201	Quad CMOS SPST Low Q Inject NC Switch, 127	1027	+5V Reference, 2ppm/°C, 54
202	Quad CMOS SPST Low Q Inject NO Switch, 127	1028	50MHz Ultralow Noise Op Amp, 4, 11, 18, 23, 35
203	Quad CMOS SPST Low Q Inject Switch, 127	1029	3 Term 5V Precision Bandgap Ref, 54, 55
221	Latched Quad CMOS SPST Switch, 127	1030	Quad RS232 Line Driver
317	Improved LM317 Linear Regulator, 1% Tolerance, 64	1031	Precision 10V Ref, 5ppm/°C, 55, 56, 57
399	Excellent Stability Precision Reference, 55	1032	Quad RS232 Line Driver, 129
485	Half-Duplex 2.5Mbaud RS485 Dx/Rx, 130	1034	1.2V/2.5V Ref, 20ppm/°C, 51, 52
486	Quad 10Mbps RS485 Driver, Differential Enable, 130	1037	45MHz Low Noise Op Amp, 4, 10, 19, 23, 25, 35
487	Quad 10Mbps RS485 Driver, 2 Single-Ended Enables, 130	1039	15kV ESD Triple RS232 Dx/Rx, 129
488	Quad 10Mbps RS485 Receiver, Differential Enable, 130	1040	Dual 80µs µPower Comparator, 59
489	Quad 10Mbps RS485 Receiver, 2 Single-Ended Enables, 130	1041	Bang-Bang Controller, 59, 60
490	Full-Duplex 2.5Mbps RS485 Dx/Rx, 130	1042	80µs Window Comparator, 59, 60
491	Full-Duplex 2.5Mbps RS485 Dx/Rx, Driver/Receiver Enable Pins, 130	1043	Switched Cap Bldg Block
660	100mA Charge Pump Converter, 93	1044	20mA Charge Pump Converter, 93
685	5.5ns Comparator with ECL Output	1045	Universal Hex Level Translator
690	µP Reset Circuit and WDT, 50ms Reset, 107	1046	50mA Charge Pump Converter, 93
691	µP Reset Circuit and WDT with RAM Protect, 50ms Reset, 107	1047	Dual Ultralow Power Chopper Stabilized OA, 8, 11, 13, 15, 30, 33, 40
692	µP Reset Circuit and WDT, 4.4V Threshold, 107	1049	Ultralow Power Chopper Stabilized OA, 8, 10, 13, 14, 29, 32, 39
693	µP Reset Circuit and WDT with RAM Protect, 4.4V Threshold, 107	1050	Chopper Stab OA with Internal Caps, 8, 10, 13, 14, 32, 39, 44
694	µP Reset Circuit and WDT, 200ms Reset, 107	1051	Dual Chopper Stabilized OA, 9, 11, 13, 15, 33, 40
695	µP Reset Circuit and WDT with RAM Protect, 200ms Reset, 107	1052	Low Noise Chopper Stabilized OA, 9, 10, 13, 14, 32, 39
699	µP Reset Circuit and WDT, 107	1053	Quad Chopper Stabilized OA, 9, 12, 14, 15, 34, 41
1000	Ultra-Stable Temp-Controllable Reference, 55, 57	1054	100mA Charge Pump Converter, 92
1001	800kHz Precision Op Amp, 4, 10, 14, 36, 40, 46	1055	Precision JFET Op Amp, 4, 36, 39
1002	Dual 0.8MHz Matched Precision Op Amp, 4, 12, 15, 38, 41, 48	1056	5MHz Precision JFET Op Amp, 4, 36, 39
1004	Micropower 1.2V/2.5V Reference, 51, 52	1057	Dual 5MHz Precision JFET Op Amp, 4, 12, 15, 38, 40, 48
1006	0.5MHz 5V Precision Op Amp, 4, 11, 29, 32	1058	Quad 5MHz Precision JFET Op Amp, 4, 39, 41, 49
1007	5MHz Low Noise Precision Op Amp, 4, 10, 35	1059	Universal 40kHz f_0 , Switched Cap Filter, 58
1008	0.75MHz Pico Amp I_{IN} , Decoupled Precision Op Amp, 4, 11, 14, 29, 36, 40, 48	1060	Dual Universal 20kHz f_0 , Switched Cap Filter, 58
1009	2.5V 0.2% Tolerance Reference, 52	1061	Triple Universal 35kHz f_0 , Switched Cap Filter, 58
1010	20MHz High Speed Buffer, 4, 19, 37, 42, 45, 46	1062	5th Order 20kHz f_c , Lowpass Filter, 57
1011	250ns Precision Comparator, 59	1063	5th Order DC-Accurate 50kHz f_c , Clk-Tuned LP Butterworth Filter, 58
1012	0.75MHz Pico Amp I_{IN} , Compd Precision Op Amp, 4, 10, 14, 29, 36, 40, 47	1064	8th Order 140kHz f_c Lowpass Switched Cap Filter, 58
1013	Dual 0.5MHz Precision Op Amp, 4, 12, 30, 33	1065	5th Order DC-Accurate 50kHz f_c , Clk-Tuned LP Bessel Filter, 57
1014	Quad 0.5MHz Precision Op Amp, 4, 13, 30, 34	1066	8th Order, 14-Bit DC Accurate Lowpass Filter, 58
1016	10ns High Speed Comparator, 59	1067	Dual 35kHz f_0 , R-to-R Low Noise Filter Building Block, 58
1017	22µs Micropower Dual Comparator, 59	1068	Quad 200kHz f_0 , Universal Filter Building Block, 58
1018	6µs Micropower Dual Comparator, 59	1069	8th Order 200kHz f_c , Lowpass Switched Cap Elliptic Filter, 57, 58
1019	Precision 2.5V/4.5V/5V/10V Bandgap Ref., 10ppm, 51, 52, 54, 55, 56	1070	5A Universal Switching Regulator, 77
1020	µPower 125mA Linear Regulator and Comparator, 64	1071	2.5A Universal Switching Regulator, 77
1021	Precision 5V/7V/10V Ref, 5ppm/°C, 54, 55, 56, 57	1072	1.25A Universal Switching Regulator, 76
1022	8MHz Precision JFET OA, 4, 11, 14, 36, 39	1073	µPower Step-Up/Step-Down Switching Regulator, 76, 78
1024	Dual 0.75MHz Compd Precision Op Amp, 4, 12, 15, 30, 38, 41, 49	1074	5A Step-Down Switching Regulator, 67, 68, 79
1025	T.C. Cold Junction Compensator	1076	2A Step-Down Switching Regulator, 67, 68, 79
1026	+5V to ±9V Charge Pump Converter, 93	1077	0.25MHz µPower Precision Op Amp, 4, 11, 14, 29, 32, 40, 47
		1078	Dual 0.2MHz µPower Precision Op Amp, 4, 12, 15, 29, 33, 41, 48
		1079	Quad 0.2MHz µPower Precision Op Amp, 4, 13, 15, 30, 34, 41, 49
		1080	5V RS232 Dx/Rx with SHDN
		1081	5V RS232 Dx/Rx
		1082	1A 75V Switching Regulator, 76
		1083	7.5A LDO Regulator, 65
		1084	5A LDO Regulator, 64
		1085	3A LDO Regulator, 64
		1086	1.5A LDO Regulator, 64
		1090	10-Bit 30ksps 8/Channel Serial, 114, 117
		1091	10-Bit 31ksps 2/Channel Serial ADC, 114, 117
		1092	10-Bit 38ksps Serial ADC, 114, 117
		1093	10-Bit 26ksps 6/Channel Serial ADC, 114, 117
		1094	10-Bit 26ksps 8/Channel Serial ADC, 114, 117
		1096	8-Bit 33ksps Serial Difference Input ADC, 114, 117
		1097	0.7MHz Low Noise Precision OA, 4, 11, 14, 29, 36, 40, 47
		1098	8-Bit 33ksps 2/Channel ADC, 114, 117
		1099	8-Bit 400ksps Parallel ADC, 114, 117
		1100	Precision Zero-Drift Inst Amp, 9, 10, 13, 14, 17, 32, 35, 39
		1101	0.25MHz Precision µPower Inst Amp, 4, 11, 14, 17, 29, 40, 46
		1102	35MHz JFET Input, Precision µPower Inst Amp, 4, 17, 37, 39, 46
		1107	µPower 1A Step-Up/Down Switching Regulator, 66, 68, 76, 79
		1108	µPower 1A Step-Up/Down Switching Regulator, 66, 68, 69
		1109	µPower 1A Step-Up/Down Switching Regulator, 76
		1110	µPower 1A Step-Up/Down Switching Regulator
		1111	µPower 1A Step-Up/Down Switching Regulator, 66, 68, 69, 79
		1112	Dual 0.75MHz Precision Op Amp, 4, 12, 15, 30, 38, 41, 44, 48
		1113	Dual 6MHz Precision JFET Input OA, 4, 37, 41, 48
		1114	0.75MHz Quad Precision Op Amp, 4, 12, 15, 30, 39, 41, 49
		1115	Ultralow Noise Audio OA, 4, 11, 19, 23, 35, 47
		1116	12ns Ground Sense Comparator, 59
		1117	0.8A LDO Regulator, 64
		1118	0.8A LDO Regulator, 0.4A I_{SINK} , 64
		1120	µPower Volt Regulator and Comparator with SHDN, 64
		1121	150mA µPower LDO Regulator, 64
		1122	Fast Settling Op Amp, 4, 19, 36, 39, 48
		1123	4A Low Dropout Regulator Driver, 65
		1124	12.5MHz Dual Low Noise OA, 4, 12, 20, 37
		1125	12.5MHz Quad Low Noise OA, 4, 12, 21, 38
		1126	65MHz Dual Low Noise OA ($A_v \geq 10$), 4, 12, 20, 23, 25, 37
		1127	65MHz Quad Low Noise OA ($A_v \geq 10$), 4, 12, 21, 24, 25, 38
		1128	20MHz Ultralow Noise OA, 4, 11, 19, 35, 48
		1129	700mA µPower LDO Regulator, 64
		1130	5V RS232 5Dx/5Rx, 129
		1131	5V RS232 5Dx/4Rx with SHDN, 129
		1132	5V RS232 5Dx/3Rx, 129
		1133	5V RS232 3Dx/5Rx, 129
		1134	5V RS232 4Dx/4Rx, 129
		1135	5V RS232 5Dx/3Rx, No Charge Pump, 129
		1136	5V RS232 4Dx/5Rx with SHDN, 129
		1137	5V RS232 3Dx/5Rx with SHDN, 129

Amps, Refs, Filters, Comps
 Power Management
 Data Conversion
 Interface
 High Frequency
 Reference Material
 PRODUCT INDEX

- 1138 5V RS232 5Dx3Rx with SHDN, 129
- 1139 5V/12V 4Dx4Rx RS232 with SHDN, 129
- 1140 RS232 5Dx3Rx with SHDN, 129
- 1141 RS232 3Dx5Rx with SHDN, 129
- 1142 Dual Out, Sync DC/DC Controller, 70
- 1143 Dual Out DC/DC Controller, 70
- 1144 50mA Charge Pump Converter, 18V V_{IN} , 93
- 1147 16V V_{IN} Step-Down Controller
- 1148 20V V_{IN} , Sync Step-Down Controller
- 1149 48V V_{IN} , Sync Step-Down Controller
- 1150 $\pm 15V$ Zero-Drift OA, Internal Caps, 9, 10, 13, 14, 32, 40
- 1151 Dual $\pm 15V$ Zero-Drift Op Amp, 9, 11, 13, 15, 33, 40
- 1152 R-to-R I/O Zero-Drift OA, 9, 10, 13, 14, 16, 32, 40, 46
- 1153 Electronic Circuit Breaker, 98
- 1154 Single High-Side FET Driver, 98
- 1155 Dual High-Side FET Driver, 98
- 1156 Quad High-Side FET Driver, 98
- 1157 Dual 3.3V High-Side Switch Driver, 98
- 1158 Half-Bridge N-Channel FET Driver, 99
- 1159 Sync Step-Down Controller, 71
- 1160 Half-Bridge N-Channel FET Driver, 99
- 1161 Quad Hi Volt High-Side N-Channel FET Driver, 98
- 1162 Full-Bridge N-Channel FET Driver, 99
- 1163 Triple High-Side Switch Driver, 98
- 1164 8th Order Clk-Tuned 20kHz f_c LP Butterworth Filter, 57, 58
- 1165 Triple High-Side Switch Driver, 98
- 1166 Power Amp Bias Generator
- 1167 0.8MHz Programmable Precision Inst Amp, 4, 10, 14, 17, 36, 40, 47
- 1168 0.2MHz Programmable Precision Inst Amp, 4, 10, 14, 17, 29, 36, 40, 48
- 1169 Dual 5MHz JFET Input OA, 4, 37, 40, 49
- 1170 60V V_{IN} 5A 100kHz Switching Regulator, 77
- 1171 60V V_{IN} 2.5A 100kHz Switching Regulator, 77
- 1172 60V V_{IN} 1.25A 100kHz Switching Regulator, 76
- 1173 μ Power 1A Switching Regulator, 66, 68, 69, 76, 78, 84
- 1174 600mA μ Power Step-Down/Inverting DC/DC Converter, 65, 69, 79
- 1175 500mA Negative LDO Regulator, 65
- 1176 1A Step-Down Switching Regulator, 66, 68
- 1178 Dual 85kHz Ultralow Power Precision OA, 4, 12, 15, 29, 33, 41, 48
- 1179 Quad 85kHz Ultralow Power Precision OA, 4, 13, 15, 30, 34, 41, 49
- 1180 5V 10kV ESD, 5V RS232 2Dx2Rx with SHDN, 129
- 1181 10kV ESD, 5V RS232 2Dx2Rx, 129
- 1182 CCFL/LCD Contrast Regulator, 84
- 1183 CCFL/LCD Contrast Regulator with Ref
- 1184 Floating/Grounded Bulb CCFL Regulator
- 1185 3A Adj LDO Regulator, 65
- 1186 Dig Controlled CCFL DC/DC Converter, 84
- 1187 50MHz Low Power Video Differential Amp, 4, 19, 28
- 1189 35MHz Low Power Video Differential Amp ($Av \geq 10$), 4, 18, 28
- 1190 50MHz 450V/ μ s Op Amp, 4, 19, 23, 45
- 1191 350MHz 450V/ μ s Op Amp ($Av \geq 5$), 4, 18, 23, 45
- 1192 90MHz 450V/ μ s Op Amp, 4, 18, 22, 36, 45
- 1193 80MHz Adj Gain Video Differential Amp, 4, 18, 28, 45
- 1194 35MHz $Av = 10$ Video Differential Amp, 4, 18, 28, 36, 45
- 1195 50MHz 125V/ μ s Op Amp, 4, 19, 23
- 1196 8-Bit 1Msps Serial ADC, 114, 117, 119
- 1197 10-Bit 500ksps Differential Input Serial ADC, 114, 116
- 1198 8-Bit, 750ksps 2/Channel Serial ADC, 114, 117
- 1199 10-Bit 450ksps 2/Channel Serial ADC, 114, 116
- 1203 150MHz Video Multiplexer, 4, 18, 27
- 1204 75MHz 4 Input Video Multiplexer with CFA, 4, 18, 27, 36, 47
- 1205 Dual 150MHz Video Multiplexer, 4, 19, 27
- 1206 60MHz 250mA Out, 900V/ μ s CFA, 4, 19, 24, 35, 45, 46
- 1207 Dual 60MHz, 250mA Out, 900V/ μ s CFA, 4, 20, 24, 37, 45, 48
- 1208 Dual 45MHz 250V/ μ s Op Amp, 4, 20, 48
- 1209 Quad 45MHz 250V/ μ s Op Amp, 4, 21, 49
- 1210 35MHz, 900V/ μ s 1.1A Out CFA, 5, 19, 24, 35, 45, 46
- 1211 Dual 14MHz Single Supply Precision Op Amp, 5, 12, 20, 33, 38, 48
- 1212 Quad 14MHz Single Supply Precision Op Amp, 5, 13, 21, 34, 39, 49
- 1213 Dual 28MHz Single Supply Precision Op Amp, 5, 12, 20, 33, 38, 48
- 1214 Quad 28MHz Single Supply Precision Op Amp, 5, 13, 21, 34, 39, 49
- 1215 Dual 23MHz Single Supply Precision Op Amp, 5, 12, 20, 33, 38, 48
- 1216 Quad 23MHz Single Supply Precision Op Amp, 5, 13, 21, 34, 39, 49
- 1217 10MHz Current Feedback Amp, 5, 19, 36, 45, 47
- 1218 300kHz Precision R-to-R I/O Op Amp, 5, 11, 16, 29, 32, 48
- 1219 300kHz Precision R-to-R I/O, C-Load Op Amp, 5, 11, 16, 29, 32, 46
- 1220 45MHz 250V/ μ s Op Amp, 5, 19, 36, 46
- 1221 150MHz 250V/ μ s Op Amp ($Av \geq 4$), 5, 18, 23, 36, 47
- 1222 500MHz Op Amp, $Av \geq 10$, Ext Comp, 5, 11, 18, 22, 35, 47
- 1223 100MHz Current Feedback Op Amp, 5, 18, 24, 45, 47
- 1224 400V/ μ s High Speed Op Amp, 5, 19, 47
- 1225 150MHz 400V/ μ s Op Amp ($Av \geq 5$), 5, 18, 23, 36, 47
- 1226 1GHz 400V/ μ s Hi Speed Op Amp ($Av \geq 25$), 5, 18, 22, 35, 47
- 1227 140MHz Current Feedback Op Amp, 5, 18, 24, 35, 47
- 1228 100MHz Op Amp with DC Gain Control, 5, 18, 24, 37, 47
- 1229 Dual 100MHz Current Feedback Op Amp, 5, 19, 24, 37, 48
- 1230 Quad 100MHz Current Feedback Op Amp, 5, 20, 24, 38, 49
- 1232 μ Power Reset Circuit and WDT, 107
- 1235 μ Power Reset Circuit and WDT with RAM Protect, 107
- 1236 5V/10V Precision. Reference, 5ppm/ $^{\circ}C$, 54, 55, 56
- 1237 5V RS232 3Dx5Rx with 1Rx KeepAlive, 129
- 1241 Current Mode PWM Controller, 101
- 1242 Current Mode PWM Controller, 101
- 1243 Current Mode PWM Controller, 101
- 1244 Current Mode PWM Controller, 101
- 1245 Current Mode PWM Controller, 101
- 1246 1MHz Current Mode PWM Controller, 101
- 1247 1MHz, DC/DC Controller, 101
- 1248 Power Factor Correction Controller, 101
- 1249 Power Factor Correction Controller, 101
- 1250 Zero-Drift Bridge Amp, 9, 10, 13, 14, 36, 40
- 1251 40MHz Video Fader, 5, 19, 27, 35
- 1252 100MHz Low Cost Video Amplifier, 5, 18, 24, 27, 35
- 1253 Dual 90MHz Low Cost Video Amplifier, 5, 19, 24, 37
- 1254 Quad 90MHz Low Cost Video Amplifier, 5, 20, 24, 38
- 1255 Dual 24V Hi Side FET Driver, 98
- 1256 40MHz DC Gain Controller Amplifier, 5, 19, 35
- 1257 12-Bit μ Power Serial V_{OUT} DAC, 122, 125
- 1258 μ Power Low Dropout Series Bandgap Ref, 52, 53, 55, 56
- 1259 Dual 130MHz CFA with SHDN, 5, 19, 24, 25, 37, 48
- 1260 Triple 130MHz CFA with SHDN, 5, 20, 24, 25, 27, 38, 49
- 1261 15mA Regulated Charge Pump Inverter, 93
- 1262 12V, 30mA VPP Generator, 92
- 1263 12V, 60mA VPP Generator, 92
- 1264 250kHz Phase-Corrected Universal or Lowpass Filter, 58
- 1265 Adj Hi Eff 1A Step-Down Converter, 66
- 1266 Sync Switching Regulator Controller
- 1268 7.5A 150kHz Switching Regulator, 77
- 1269 4A Switching Regulator, 77
- 1270 10A Switching Regulator, 77
- 1271 4A Switching Regulator
- 1272 12-Bit 250ksps Parallel ADC, 113, 116
- 1273 12-Bit 300ksps Parallel ADC, 113, 116
- 1274 12-Bit 100ksps Parallel ADC, 113, 116
- 1275 12-Bit 300ksps Parallel ADC, +/-2.5V Input, 113, 116
- 1276 12-Bit 300ksps Parallel ADC, +/-5V Input, 113, 116
- 1277 12-Bit 100ksps Parallel ADC, 113, 116
- 1278 12-Bit 500ksps Parallel ADC, 113, 116
- 1279 12-Bit 600ksps Parallel ADC, 113, 115
- 1280 10kV ESD, 5V RS232 2Dx2Rx with SHDN, 129
- 1281 10kV ESD, 5V RS232 2Dx2Rx, 129
- 1282 3V 12-Bit 140ksps Parallel ADC, 113, 116
- 1283 3V 10-Bit 15ksps 8/Channel Serial ADC, 114, 117
- 1285 3V 12-Bit 7.5ksps Serial ADC, 114, 116
- 1286 12-Bit 12.5ksps Serial ADC, 113, 116
- 1287 3V 12-Bit 30ksps Serial ADC, 113, 116
- 1288 3V 12-Bit 6.6ksps 2/Channel Serial ADC, 114, 116
- 1289 3V 12-Bit 25ksps 8/Channel Serial ADC, 113, 116
- 1290 12-Bit 50ksps 8/Channel Serial ADC, 113, 116
- 1291 12-Bit 54ksps 2/Channel Serial ADC, 113, 116
- 1292 12-Bit 60ksps Serial Differential ADC, 113, 116
- 1293 12-Bit 46ksps 6/Channel Serial ADC, 113, 116
- 1294 12-Bit 46ksps 8/Channel Serial I/O ADC, 113, 116
- 1296 12-Bit 46ksps 8/Channel Serial ADC with System SHDN Output, 113, 116

- 1297 12-Bit 50ksps Serial ADC with Auto SHDN, 113, 116
 1298 2 Channel μ Power 12-Bit ADC, 113, 116
 1300 3.3V/5V μ Power DC/DC Boost Converter, 76, 78, 83, 84
 1301 5V/12V μ Power DC/DC Boost Converter, 76, 78, 83
 1302 μ Power 2A DC/DC Converter, 77, 78, 83
 1303 μ Power DC/DC Boost Converter with Low Battery Detect, 76, 78, 83
 1304 μ Power DC/DC Converter, 76, 78, 83, 84
 1305 μ Power Hi Output Current DC/DC Converter
 1306 Fixed Frequency Sync Boost Converter
 1307 Single Cell Step-Up Converter, 76, 78, 83, 84
 1308 Single Cell 2A Boost Converter, 77, 78, 83, 84
 1310 1.5A Boost DC/DC with Phase-Locked Loop, 76
 1313 Dual VPP Regulator, 99
 1314 PCMCIA VPP Switch Matrix, 99
 1315 Dual PCMCIA VPP Switch Matrix, 99
 1316 μ Power DC/DC Converter, 76, 78, 83, 84
 1317 μ Power 600kHz PWM DC/DC Converter, 76, 78, 83, 84
 1321 Configurable RS485/RS232 Xcvr, 131
 1322 Configurable RS485/RS232 Xcvr, 131
 1323 5V AppleTalk Transceiver, 131
 1324 5V LocalTalk Transceiver, 131
 1325 μ P Controlled Battery Mgmt I.C., 97
 1326 μ Power Precision Triple Supply Monitor, 106
 1327 3V EIA562 3Dx/5Rx, 129
 1328 4Mbps Infrared Receiver
 1329 8-Bit I_{OUT} Serial DAC, 123, 126
 1330 5V RS232 3Dx/5Rx with 3V Logic, 1Rx KeepAlive, 129
 1331 RS232/RS562 3Dx/5Rx with 1Rx KeepAlive, 129
 1332 Low Power RS232 3Dx/5Rx
 1334 5V Multi-Protocol Transceiver, 131
 1335 RS485/EIA562 Dx/Rx with Rx Enable, 131
 1336 Half-Bridge Dx with Internal Boost Regulator, 99
 1337 5V RS232 3Dx/5Rx, 129
 1338 5V RS232 5Dx/3Rx, 129
 1339 Sync DC/DC Controller, 72
 1341 5V RS232 3Dx/5Rx with 1Rx KeepAlive, 129
 1342 RS232 3Dx/5Rx with 3V Logic, 129
 1343 Multi-Protocol Transceiver, 131, 132
 1344 Multi-Protocol Terminator, 131, 132
 1345 Single Supply V.35 Differential Xcvr with SHDN, 131
 1346 V.35 Balanced Line Transceiver, 131
 1347 5V μ Power 3Dx/5Rx RS232 with 5Rx KeepAlive, 129
 1348 3.3V RS232 3Dx/5Rx, 129
 1349 5V RS232 3Dx/5Rx with 2Rx KeepAlive, 129
 1350 3V EIA562 3Dx/5Rx with 2Rx KeepAlive, 129
 1351 250 μ A 3MHz 200V/ μ s Op Amp with SHDN, 5, 29, 36, 46
 1352 Dual 250 μ A 3MHz 200V/ μ s Op Amp, 5, 30, 38, 48
 1353 Quad 250 μ A 3MHz 200V/ μ s Op Amp, 5, 30, 39, 49
 1354 1mA, 12MHz 400V/ μ s Op Amp, 5, 19, 36, 46
 1355 Dual 1mA 12MHz 400V/ μ s Op Amp, 5, 20, 38, 48
 1356 Quad 1mA 12MHz 400V/ μ s Op Amp, 5, 21, 39, 49
 1357 2mA, 25MHz 600V/ μ sec Op Amp, 5, 19, 36, 46
 1358 Dual 2mA 25MHz 600V/ μ s Op Amp, 5, 20, 37, 48
 1359 Quad 2mA 25MHz 600V/ μ s Op Amp, 5, 21, 39, 49
 1360 4mA 50MHz 800V/ μ s Op Amp, 5, 19, 23, 25, 36, 46
 1361 Dual 4mA 50MHz 800V/ μ s Op Amp, 5, 20, 23, 25, 37, 48
 1362 Quad 4mA 50MHz 800V/ μ s Op Amp, 5, 21, 24, 25, 39, 49
 1363 6mA 70MHz 1000V/ μ s Op Amp, 5, 18, 23, 25, 36, 45, 46
 1364 Dual 6mA 70MHz 1000V/ μ s Op Amp, 5, 20, 23, 25, 37, 46, 48
 1365 Quad 6mA 70MHz 1000V/ μ s Op Amp, 5, 21, 24, 26, 39, 46, 49
 1366 Dual 400kHz Precision R-to-R I/O Op Amp, \leq 1000pF Load, 5, 12, 16, 30, 33, 49
 1367 Quad 400kHz Precision R-to-R I/O Op Amp, \leq 1000pF Load, 5, 17, 30, 34, 49
 1368 Dual 400kHz Precision R-to-R Op Amp, 5, 12, 16, 30, 33, 48
 1369 Quad 400kHz Precision R-to-R I/O Op Amp, 5, 17, 30, 34, 49
 1370 500kHz 6A DC/DC Converter, 77, 83
 1371 500kHz 3A Step-Up DC/DC Converter, 77
 1372 500kHz 1.5A Step-Up DC/DC Converter, 76, 79
 1373 250kHz 1.5A Step-Up DC/DC Converter, 76
 1374 4.5A, 500kHz Step-Down Converter, 67, 68
 1375 500kHz 1.5A Sync Step-Down Converter, 66, 68
 1376 5V 500kHz, 1.5A Step-Down
 1377 1.5A 1MHz DC/DC Converter with POS or NEG Output
 1380 SMBus 8/Channel Single-Ended Mux, 127
 1381 5V RS232 2Dx/2Rx in Narrow SOIC, 129
 1382 5V μ Power 2Dx/2Rx RS232 Xcvr, 129
 1383 5V μ Power 2Dx/2Rx RS232 Xcvr, 129
 1384 5V μ Power 2Dx/2Rx RS232 Xcvr with 2Rx KeepAlive, 129
 1385 3V μ Power 2Dx/2Rx RS232 Xcvr with 2Rx KeepAlive, 129
 1386 3.3V RS232 2Dx/2Rx in Narrow SOIC, 129
 1387 5V RS232/RS485 Transceiver, 131
 1389 Nanopower Precision 1.25V/2.5V/4.096V/5V Ref, 51, 53, 55
 1390 8 to 1 Serial Multiplexer, 127
 1391 8 to 1 Serial Multiplexer, 127
 1392 10-bit 25ksps μ Power ADC with Temp Sensor, 114, 117
 1393 SMBus 4/Channel Differential Mux, 127
 1394 7ns Low Power Comparator, 59
 1395 Single 400MHz CFA, 5, 18, 24, 25, 36, 42, 45, 47
 1396 Dual 400MHz CFA, 5, 19, 24, 25, 37, 43, 46, 48
 1397 Quad 400MHz CFA, 5, 20, 24, 26, 38, 43, 45, 46, 49
 1398 Dual 300MHz, CFA, with SHDN, 6, 19, 24, 25, 37, 46, 48
 1399 Triple 300MHz, CFA with SHDN, 6, 20, 24, 25, 27, 38, 46, 49
 1400 12-Bit 400ksps Serial ADC with Ref in SO-8, 113, 116
 1401 3V 12-Bit 200ksps Serial ADC in SO-8, 113, 116
 1402 12-Bit 2.2Msps Serial ADC, 113, 115, 118
 1403 14-/12-Bit, 2.8Msps Serial ADC in MSOP, 112, 113, 115, 118
 1404 5V 12-Bit 600ksps ADC in SO-8, 113, 115
 1405 12-Bit 5Msps Samples ADC, 112, 118
 1406 8-Bit 20Msps ADC, 114, 119
 1407 2/Channel, 14-/12-Bit, 3Msps Simult. Sampling Serial ADC, 112, 115, 118
 1408 6-Ch, 14-/12-Bit 600ksps Simult. Sampling ADC, 112, 113, 115
 1409 12-Bit 800ksps Parallel ADC, \pm 2.5V Input, 113, 115
 1410 12-Bit 1.25 Msps ADC, 113, 115, 118
 1411 5V 14-Bit 2.5Msps Parallel ADC, 112, 115, 118
 1412 12-Bit 3Msps Parallel ADC, 112, 115, 118
 1413 Dual 950kHz 5V Supply Precision Op Amp, 6, 12, 30, 33
 1414 14-Bit 2.2Msps Parallel ADC, 112, 115, 118
 1415 5V 12-Bit 1.25Msps ADC, 113, 115, 118
 1416 14-Bit 400ksps Parallel ADC, 112, 115
 1417 14-Bit 400ksps Serial ADC, 112, 115
 1418 14-Bit 200ksps Ser/Par ADC, 112, 115
 1419 14-Bit 800ksps Parallel ADC, 112, 115
 1420 12-Bit 10Msps Parallel ADC, 112, 118
 1421 Hot Swap Controller, 102, 104
 1422 Hot Swap Controller, 102, 104
 1424 Isolated Flyback DC/DC Converter, 99
 1425 Isolated Flyback DC/DC Converter, 99
 1426 Dual 6-Bit μ Power PWM DAC
 1427 10-Bit SMBus IOUT DAC, 123, 126
 1428 8-Bit Serial μ Power IOUT DAC, 123, 126
 1430 Sync Step-Down DC/DC Controller, 71
 1431 Programmable Output Shunt Voltage Reference, 52, 56
 1433 450mA, Step-Down DC/DC Converter, 65
 1434 450mA, Step-Down DC/DC Converter, Phase-Lockable to Ext. Clock
 1435 Const Frequency Sync Step-Down DC/DC Controller, 71
 1436 Const Frequency Sync Step-Down DC/DC Controller
 1437 Const Frequency Sync Step-Down DC/DC Controller
 1438 Dual Output Const Frequency Sync Step-Down DC/DC Controller, 70
 1439 Dual Output Const Frequency Sync Step-Down DC/DC Controller, 70
 1440 μ Power Comparator with 1.182V Ref, 57, 59, 60, 97
 1441 μ Power Dual Comparator, 59, 60, 97
 1442 μ Power Dual Comparator with 1.182V Ref, 57, 59, 60, 106
 1443 μ Power Quad Comparator with 1.182V Ref, 57, 59, 60, 97
 1444 μ Power Quad Comparator with 1.182V Ref, Open Drain, 57, 59, 60
 1445 μ Power Quad Comparator with 1.221V Ref, 57, 59, 60
 1446 Dual 12-Bit Serial V_{OUT} DAC in SO8, 122, 125
 1448 Dual 12-Bit Serial V_{OUT} DAC, 122
 1450 3V 12-Bit Parallel V_{OUT} DAC, 122, 124, 125
 1451 12-Bit Serial V_{OUT} DAC with Int. 2V Reference, 122, 124
 1452 12-Bit Serial V_{OUT} Multiplying DAC, 122, 124
 1453 12-Bit Serial V_{OUT} DAC with Int. 1.22V Reference, 122, 124
 1454 Dual 12-Bit 3V/5V Serial V_{OUT} DAC, 122, 125
 1456 Single 12-Bit V_{OUT} DAC with Clear, 122, 124

COMPLETE PRODUCT INDEX

Amps, Refs,
Filters, Comps

Power
Management

Data
Conversion

Interface

High
Frequency

Reference
Material

<p>1457 Dual Precision JFET Op Amp (C-Load), 6, 12, 15, 38, 40, 48</p> <p>1458 Quad 12-Bit 3V/5V Serial V_{OUT} DAC, 122, 125</p> <p>1460 μPower Precision Series Bandgap Reference, 51, 52, 53, 54, 55, 56, 57</p> <p>1461 μPower LDO Reference, 51, 52, 53, 54, 55, 57</p> <p>1462 Dual μPower C-Load, JFET Input Op Amp, 6, 29, 40, 49</p> <p>1463 Quad, JFET Input Op Amp, 6, 30, 41, 49</p> <p>1464 Dual μPower C-Load, JFET Input Op Amp, 6, 30, 40, 49</p> <p>1465 Quad, JFET Input Op Amp, 6, 30, 41, 49</p> <p>1466 Dual 120kHz Precision R-to-R I/O Op Amp, 6, 12, 16, 29, 33</p> <p>1467 Quad 120kHz Precision R-to-R I/O Op Amp, 6, 13, 17, 30, 34</p> <p>1468 90MHz 22μs 16-Bit Accurate Op Amp, 6, 11, 18, 23, 25, 36</p> <p>1469 Dual 90MHz 16-Bit Accurate Op Amp, 6, 12, 20, 23, 25, 37</p> <p>1470 Single PCMCIA Protected V_{CC} Switch, 99</p> <p>1471 Dual PCMCIA Protected V_{CC} Switch, 99</p> <p>1472 Single PCMCIA Protected V_{PP}/V_{CC} Switch, 99</p> <p>1473 Dual PowerPath Switch Driver, 97, 98</p> <p>1474 Low I_Q Step-Down DC/DC Converter, 65, 69</p> <p>1475 Low I_Q Step-Down DC/DC Converter with SHDN</p> <p>1477 Protected High-Side Switch, 98</p> <p>1478 Dual Protected High-Side Switch, 98</p> <p>1479 Dual Battery PowerPath Controller, 98</p> <p>1480 3.3V RS485 Half-Duplex with SHDN, 130</p> <p>1481 Ultra L/P 1/2 Duplex RS485 Xcvr, 130</p> <p>1482 Fail-Safe RS485 Xcvr with Carrier Detect, 130</p> <p>1483 Low EMI 1/2 Duplex RS485 Xcvr, 130</p> <p>1484 Fail-Safe RS485 Transceiver, 130</p> <p>1485 High Speed RS485 Dx/Rx, 130</p> <p>1487 Low EMI 1/2 Duplex RS485 Xcvr, 130</p> <p>1490 Dual 200kHz μPower R-to-R I/O Op Amp, 6, 12, 15, 16, 28, 29, 33, 41, 43, 44</p> <p>1491 Quad 200kHz μPower R-to-R I/O Op Amp, 6, 17, 28, 30, 34, 41, 43, 45</p> <p>1492 5MHz, 3V/μs Dual Single Supply Op Amp, 6, 12, 30, 33, 38</p> <p>1493 5MHz, 3V/μs Quad Single Supply Op Amp, 6, 13, 30, 34, 39</p> <p>1494 1.5μA Precision RRIO Op Amp, 6, 11, 14, 16, 28, 32, 40, 44, 47</p> <p>1495 1.5μA Dual Precision R-to-R I/O Op Amp, 6, 12, 15, 16, 28, 29, 33, 41, 44, 49</p> <p>1496 1.5μA Quad Precision R-to-R I/O Op Amp, 6, 13, 15, 17, 28, 30, 34, 41, 45, 49</p> <p>1497 Dual 125mA 50MHz CFA, 6, 20, 24, 25, 37, 46, 48</p> <p>1498 10MHz 5V/μs Dual RRIO Op Amp, 6, 12, 16, 20, 26, 33, 38, 48</p> <p>1499 10MHz 5V/μs Quad RRIO Op Amp, 6, 13, 17, 21, 27, 34, 39, 49</p> <p>1502 Single Cell Regulator Charge Pump DC/DC Converter, 92</p> <p>1503 Step-Down Charge Pump Converter, 92</p> <p>1504 Low Volt Step-Down Sync Switcher, 65</p> <p>1505 Synchronous Battery Charger, 93, 95</p> <p>1506 4.5A 500kHz Step-Down Switching Regulator, 67</p> <p>1507 500kHz Step-Down Switching Regulator, 66</p> <p>1509 PFC and PWM Controller Combo, 101</p> <p>1510 500kHz 1.5A Step-Down Battery Charger, 93, 94</p>	<p>1511 3A Step-Down Battery Charger, 93, 95</p> <p>1512 SEPIC Const.Cur/Const. Volt Battery Charger, 93, 95</p> <p>1513 SEPIC Const.Cur/Const. Volt Battery Charger, 93, 95</p> <p>1514 Step-Up/Down Switched Cap DC/DC Converter, 92</p> <p>1515 Step-Up/Down Switched Cap DC/DC Converter with POR, 92</p> <p>1516 2V to 5V/50mA Inductorless Converter, 92</p> <p>1517 μPower Regulated Charge Pump Converter, 92</p> <p>1518 52Mbit/s Precision Quad RS485 Receiver, 130</p> <p>1519 52Mbit/s Precision Quad RS485 Receiver, 130</p> <p>1520 50Mbit/s Precision Quad Receiver, 130</p> <p>1521 300mA LDO Regulator, 64</p> <p>1522 μPower Regulator 5V Charge Pump Converter, 92</p> <p>1528 3A Ultralow Dropout HS Regulator, 64</p> <p>1529 3A μPower LDO Regulator, 64</p> <p>1530 Sync Controller with Current Limit, 71</p> <p>1531 Isolated Comparator</p> <p>1533 Ultralow Noise 1A Switching Regulator, 76, 78, 87</p> <p>1534 Ultralow Noise 2A Switching Regulator, 77, 87</p> <p>1535 Isolated RS485 Transceiver, 130</p> <p>1536 μPower PCI-Compliant Triple Supply Monitor, 106</p> <p>1537 RS232 3Dx5Rx, 129</p> <p>1538 Dual Const Frequency Sync DC/DC Controller, 71</p> <p>1539 Dual Const Frequency Sync DC/DC Controller, 71</p> <p>1540 60μs 300nA Comparator with 2% Reference, 57, 59, 60, 97</p> <p>1541 μPower 12kHz Op Amp + Comparator + Reference, 9, 28, 32, 42, 57, 59, 60, 97</p> <p>1542 μPower 12kHz Op Amp + Comparator, 9, 28, 32, 42, 48, 59, 60</p> <p>1543 Multiprotocol Xcvr (RS232, EIA530, V.35, etc.), 131, 132</p> <p>1544 Multiprotocol Xcvr (RS232, EIA530, V.35, etc.), 131, 132</p> <p>1545 Multiprotocol Xcvr (RS232, EIA530, V.35, etc.), 131, 132</p> <p>1546 Multiprotocol Xcvr (RS232, EIA530, V.35, etc.), 131, 132</p> <p>1550 10mA Regulated -4.1V Charge Pump Inverter, 93</p> <p>1551 Adj. 10mA Regulated Charge Pump Inverter, 93</p> <p>1553 5-Bit DAC Programmable Sync DC/DC Controller</p> <p>1555 SIM Power Supply and Level Translator, 92, 131</p> <p>1556 SIM Power Supply and Level Translator with LDO, 92, 131</p> <p>1560 1MHz 500kHz Continuous Lowpass Filter, 58</p> <p>1562 Quad Continuous 300kHz f₀, Universal Filter, 58</p> <p>1563 4th Order Continuous Lowpass Filter, 58</p> <p>1564 Programmable 8th Order Continuous, 150kHz f₀ Filter and PGA, 9, 32, 58</p> <p>1565 7th Order 650kHz f₀, Continuous, Linear Phase LP Filter, 58</p> <p>1566 7th Order, 2.3MHz Continuous, Linear Phase LP Filter, 58</p> <p>1567 Low Noise 5MHz f₀, Filter Building Block, 58</p> <p>1568 Low Noise 0.2MHz to 10MHz f₀ Filter Building Block, 50, 58</p> <p>1569 10th Order Linear Phase Lowpass Filter, 58</p> <p>1571 Adj Output 1.5A CC/CV Battery Charger, 95</p> <p>1572 100kHz 1.25A Switching Regulator, 76</p> <p>1573 LDO Regulator Controller, 65</p>	<p>1574 425mA Step Down DC/DC Converter, 65, 69</p> <p>1575 Precision Linear Regulator Controller, 65</p> <p>1576 1.5A, 200kHz Step-Down DC/DC Converter</p> <p>1577 Dual Output Linear Regulator Controller, 65</p> <p>1578 1.5A 200kHz Step-Down DC/DC Converter</p> <p>1579 300mA Dual Input Smart LDO, 64</p> <p>1580 7A LDO Regulator with Fast Transient Response, 65</p> <p>1581 10A LDO Regulator with Fast Transient Response, 65</p> <p>1584 7A LDO Regulator with Fast Transient Response, 64</p> <p>1585 5A LDO Regulator with Fast Transient Response, 64</p> <p>1587 3A LDO Regulator with Fast Transient Response, 64</p> <p>1588 12-Bit SoftSpan DAC, 122, 126</p> <p>1589 14-Bit SoftSpan DAC, 121, 126</p> <p>1590 Dual 12-Bit I_{OUT} DAC, 122, 126</p> <p>1591 14-Bit I_{OUT} Parallel DAC, 121, 126</p> <p>1592 16-Bit Serial SoftSpan DAC, 121, 126</p> <p>1594 12-Bit 16.8ksps 4/Channel ADC, 113, 114, 116</p> <p>1595 16-Bit Serial Multiplying DAC, 121, 126</p> <p>1596 16-Bit Serial Multiplying DAC, 121, 126</p> <p>1597 16-Bit I_{OUT} Parallel DAC, 121, 126</p> <p>1598 12-Bit 16.8ksps 8/Channel ADC, 113, 114, 116</p> <p>1599 16-Bit I_{OUT} Parallel DAC with Quad Resistors, 121, 126</p> <p>1603 16-bit, 250ksps Parallel ADC, 110, 115</p> <p>1604 333ksps 16-Bit Parallel ADC, 110, 115</p> <p>1605 100ksps 16-Bit Parallel ADC, 111, 115</p> <p>1606 16-bit 250ksps Parallel ADC, 111, 115</p> <p>1608 16-Bit 500ksps Parallel ADC, 110, 115</p> <p>1609 16-Bit, 200ksps Serial ADC, 111, 115</p> <p>1610 1.7MHz 1-Cell μPower Boost Converter, 76, 77, 83, 84</p> <p>1611 1.4MHz Inverting DC/DC Converter, 79, 84</p> <p>1612 800kHz Sync Step-Down PWM DC/DC Converter, 65, 69</p> <p>1613 1.4MHz Single Cell Boost/SEPIC DC/DC Converter, 76, 83, 84</p> <p>1614 600kHz Inverting DC/DC Converter, 79, 84</p> <p>1615 μPower DC/DC Converter in SOT-23, 75, 77, 83, 84, 85</p> <p>1616 0.5A, 1.4MHz Step-Down DC/DC Converter, 65, 68</p> <p>1617 μPower SOT-23 Inverting Regulator, 79, 84</p> <p>1618 1.4MHz Step-Up DC/DC Converter, 76, 83, 85</p> <p>1619 Current-Mode Boost Controller, 79, 83, 101</p> <p>1620 R-to-R Current Sense Amplifier</p> <p>1621 Dual R-to-R Current Sense Amplifier</p> <p>1622 Low Volt Step-Down 3A Controller, 70</p> <p>1623 SMBus Dual Hi Side Switch Controller, 98</p> <p>1624 Step-Down DC/DC Controller, 71, 83</p> <p>1625 No R_{SENSE} Sync Step-Down DC/DC Controller, 71</p> <p>1627 Low Voltage Sync Step-Down DC/DC Converter, 66, 69</p> <p>1628 2-Phase Dual Output Sync Step-Down DC/DC Controller, 71, 73, 81</p> <p>1629 PolyPhase Step-Down DC/DC Controller, 72, 74</p> <p>1630 Dual 30MHz, 10V/μs, R-to-R I/O Op Amp, 6, 16, 20, 26, 33, 37</p>
--	---	---

- 1631 Quad 30MHz,10V/ μ s, RRIO Op Amp, 6, 17, 21, 27, 34, 38
- 1632 Dual 45MHz,45V/ μ s, R-to-R I/O Op Amp, 6, 20, 26, 33, 38
- 1633 Quad 45MHz,45V/ μ s, R-to-R I/O Op Amp, 6, 21, 27, 34, 39
- 1634 μ Power Precision Shunt Volt Ref, 51, 52, 53, 54, 55
- 1635 175kHz μ Power Op Amp with Reference, 6, 29, 32, 40, 48, 51, 56, 57
- 1636 0.2MHz Over-the-Top μ Power R-to-R I/O OA, 6, 11, 14, 16, 28, 32, 40, 42, 44, 47
- 1637 1.1MHz Over-the-Top μ Power R-to-R I/O OA, 6, 11, 16, 28, 29, 32, 42, 44, 47
- 1638 Dual 1MHz μ Power RRIO Op Amp, 6, 16, 28, 30, 33, 38, 43, 44, 48
- 1639 Quad 1MHz μ Power R-to-R Op Amp, 6, 17, 28, 30, 34, 39, 45, 49
- 1640 -48V Hot Swap Controller, 102, 103
- 1641 48V Hot Swap Controller, 102, 103
- 1642 Fault-Protected Hot Swap Controller, 102, 104
- 1643 PCI Hot Swap Controller, 103, 104, 105
- 1644 CompactPCI Hot Swap Controller, 103, 104, 105
- 1645 Dual Hot Swap Controller/Power Sequencer, 102, 104
- 1646 Dual CompactPCI Hot Swap Controller, 102, 104, 105
- 1647 Dual Hot Swap Controller, 102, 104
- 1649 Low Voltage Sync Buck Controller, 70
- 1650 16-Bit V_{OUT} DAC, 121, 124
- 1654 Dual 14-Bit Single Supply Serial V_{OUT} DAC, 121, 124
- 1655 16-Bit μ Power DAC in SO8, 121, 124
- 1657 16-Bit Single Supply Parallel V_{OUT} DAC, 121, 124
- 1658 14-Bit R-to-R μ Power Serial V_{OUT} DAC, 121, 124
- 1659 Single 12-Bit V_{OUT} DAC, 122, 125
- 1660 Octal 10-Bit Serial V_{OUT} DAC, 123, 125
- 1661 Dual 10-Bit μ Power DAC in MSOP, 123, 125
- 1662 Dual 10-Bit 3 μ A DAC in MSOP, 123, 125
- 1663 μ Power Single 10-Bit I²C DAC, 123, 125
- 1664 Quad 10-Bit μ Power Serial V_{OUT} DAC, 123, 125
- 1665 Octal 8-Bit μ Power Serial V_{OUT} DAC, 123, 125
- 1666 12-Bit 50Msps DAC, 122, 123
- 1667 14-Bit 50Msps DAC, 121, 123
- 1668 16-Bit 50Msps DAC, 121, 123
- 1669 Single 10-Bit I²C DAC in SOT-23, 123, 125
- 1671 60ns Low Power Comparator, 59
- 1672 12kHz 2 μ A Precision R-to-R I/O Op Amp, $A_v \geq 5$, 6, 11, 14, 16, 28, 32, 40, 47
- 1673 Dual 12kHz 2 μ A Precision R-to-R I/O Op Amp, $A_v \geq 5$, 6, 12, 15, 16, 28, 29, 33, 41, 48
- 1674 Quad 12kHz 2 μ A Precision R-to-R I/O Op Amp, $A_v \geq 5$, 6, 13, 15, 17, 28, 30, 34, 41, 49
- 1675 250MHz 2:1 Triple RGB MUX, 6, 18, 20, 27, 45, 46
- 1676 60V Step-Down Switching Regulator, 65, 68
- 1677 20MHz Low Noise R-to-R Precision Op Amp, 6, 11, 16, 31, 35, 47
- 1678 Dual 20MHz Low Noise R-to-R Precision Op Amp, 6, 12, 16, 20, 26, 33, 37, 49
- 1679 Quad 20MHz Low Noise R-to-R Precision Op Amp, 6, 13, 16, 21, 27, 34, 38, 49
- 1680 Step-Up DC/DC Controller, 79
- 1681 Dual Transistor Sync. Forward Controller, 72, 100
- 1682 Low Noise Doubler Charge Pump Converter, 92
- 1683 Ultralow Noise DC/DC Controller, 87
- 1684 Ring Tone Generator
- 1685 52Mbit/s Failsafe RS485 Xcvr, 130
- 1686 52Mbit/s Failsafe RS485 Dx/Rx, 130
- 1687 52Mbit/s Failsafe RS485 Dx/Rx, 130
- 1688 100Mbit/s Quad RS485 Drivers, 130
- 1689 100Mbit/s Quad RS485 Drivers, 130
- 1690 5Mbit/s Failsafe RS485 Dx/Rx Pair, 130
- 1693 Single/Dual High Speed MOSFET Driver, 98, 100
- 1694 SMBus Accelerator, 132
- 1695 SMBus Fan Speed Controller
- 1696 Overvoltage Protection Controller, 98, 106
- 1697 Low Power CCFL Controller, 84
- 1698 Secondary Sync Rectifier Controller, 71, 100
- 1699 SMBus VID Voltage Programmer, 75
- 1700 No R_{SENSE} Sync Boost Controller, 78
- 1701 1MHz Step-Down Converter in SOT-23, 66, 69
- 1702 2-Phase, Dual Output Sync Controller, 71, 73, 81
- 1703 Dual Output 2-Phase Buck Controller with VID, 75, 81
- 1704 Sync Step-Down DC/DC Controller, 71, 81
- 1705 Power Supply for CPU Core, I/O, Clock, 74, 81
- 1706 VID Voltage Programmer, 75
- 1707 Sync Step-Down DC/DC Converter, 65, 69
- 1708 2-Phase Buck Controller with Mobile VID, 75
- 1709 Polyphase DC/DC Controller, 75
- 1710 SMBus Dual Hi Side Switch, 98
- 1711 4.5ns 3V/5V R-to-R Comparator, 59
- 1712 Dual 4.5ns 3V/5V R-to-R Comparator, 59
- 1713 7ns 3V/5V R-to-R Comparator, 59
- 1714 Dual 7ns 3V/5V R-to-R Comparator, 59
- 1715 Dual 4ns R-to-R Comparator, 59
- 1716 SOT23, 44V, μ P, Over-The-Top Comparator, 59
- 1719 Single 4.5ns Comparator, 59
- 1720 Dual 3V/5V 4.5ns Comparator, 59
- 1721 Quad 3V/5V 4.5ns Comparator, 59
- 1722 200MHz Low Noise Precision Op Amp, 6, 11, 18, 22, 25, 35, 42
- 1723 Dual 200MHz Low Noise Precision Op Amp, 6, 12, 19, 23, 25, 37
- 1724 Quad 200MHz Low Noise Precision Op Amp, 6, 13, 20, 24, 25, 38
- 1725 Hi Voltage Isolated Flyback Controller, 100
- 1726 Triple Supply Monitor with Adj. Watchdog, 106
- 1727 μ Power Triple Supply Monitors, Separate $V_{MONITOR}$ Outputs, 106
- 1728 μ Power Triple Supply Monitors, 106
- 1729 Li-Ion Charger Terminator, 97
- 1730 Li-Ion Battery Pulse Charger
- 1731 Li-Ion Linear Battery Charger Controller, 95, 97
- 1732 Li-Ion Linear Battery Charger Controller, 95, 97
- 1733 1.5A Li-Ion Linear Battery Charger in MSOP Package, 95, 97
- 1734 700mA SOT-23 Li-Ion Linear Charger, 93, 94, 97
- 1735 Sync Step-Down DC/DC Controller, 71
- 1736 Sync Step-Down DC/DC Controller, 74
- 1737 High Power Isolated Flyback Controller, 99
- 1738 Ultralow Noise DC/DC Controller, 79, 87
- 1739 Dual 500mA Output Op Amp/DSL Driver, 6, 19, 23, 37, 43, 45
- 1740 14-bit, 6Msps 5V ADC, 112, 118
- 1741 12-bit, 65Msps 5V ADC, 112, 118
- 1742 14-bit, 65Msps 5V ADC, 111, 117
- 1743 12-bit, 50Msps 5V ADC, 112, 118
- 1744 14-bit, 50Msps 5V ADC, 111, 117
- 1745 12-bit, 25Msps 5V ADC, 112, 118
- 1746 14-bit, 25Msps 5V ADC, 111, 118
- 1747 12-bit, 80Msps 5V ADC, 112, 118
- 1748 14-bit, 80Msps 5V ADC, 111, 117
- 1749 12-bit, 80Msps Wideband 5V ADC, 112, 118
- 1750 14-bit, 80Msps Wideband 5V ADC, 111, 117
- 1751 Regulated 100mA Charge Pump Converter, 92
- 1753 Pentium II Controller, 74
- 1754 Regulated 5V Charge Pump with SHDN, 92
- 1755 Universal Smart Card Interface, 92, 131
- 1756 Universal Smart Card Interface, 92, 131
- 1757 GSM PA Controller, 135
- 1758 Dual Mode GSM RF Amplifier Controller, 135
- 1759 Smart-Battery Charger, 93, 95
- 1760 Dual Smart-Battery System Manager, 95, 97
- 1761 100mA, Low Noise μ Power LDO Regulator, 64, 87
- 1762 150mA, Low Noise μ Power LDO Regulator, 64, 87
- 1763 500mA Low Noise μ Power LDO Regulator, 64, 87
- 1764 Fast Transient 3A LDO, 64, 87
- 1765 3A, 1.25MHz Step-Down DC/DC Converter, 67, 68
- 1766 1.5A 200kHz 60V Step-Down Regulator, 66, 68, 88
- 1767 1.5A, 1.25MHz Step-Down DC/DC Converter, 66, 68
- 1768 CCFL Controller, 84
- 1769 2A Switching Battery Charger, 93, 95
- 1771 Low I_Q Step-Down DC/DC Controller, 70, 73
- 1772 SOT-23 Step-Down DC/DC Controller, 70, 88
- 1773 Synchronous Step-Down DC/DC Controller, 70, 73
- 1775 No R_{SENSE} Current Mode DC/DC, 71
- 1776 Wide Input Range DC/DC Converter, 65, 68
- 1777 Low Noise Step-Down DC/DC Converter, 65, 68, 87
- 1778 Synchronous Step-Down DC/DC Controller, 71, 88
- 1779 500mA, 500kHz Step-Down Switching Regulator, 65, 69
- 1780 15kV Low Power 5V RS232 Dual Dx/Rx, 129
- 1781 15kV Low Power 5V RS232 Dual Dx/Rx, 129
- 1782 200kHz, SOT-23 μ Power Op Amp, 6, 16, 28, 29, 32, 42, 44, 47
- 1783 1.25MHz, SOT-23 μ Power Op Amp, 6, 16, 28, 29, 32, 37, 42, 44, 47

Amps, Refs,
Filters, CompsPower
ManagementData
Conversion

Interface

High
FrequencyReference
Material
PRODUCT INDEX

COMPLETE PRODUCT INDEX

Amps, Refs,
Filters, Comps

Power
Management

Data
Conversion

Interface

High
Frequency

Reference
Material

<p>1784 2.5MHz R-to-R I/O SOT-23 Op Amp, 6, 28, 29, 32, 42, 47</p> <p>1785 60V Protected 15kV ESD RS485 Xcvr, 130</p> <p>1786 SMBus Controlled CCFL Switching Regulator, 84</p> <p>1787 High Voltage Current Sense Amplifier, 6, 11, 29, 32, 44, 50</p> <p>1789 60kHz μPower R-to-R Output, Single Supply Inst Amp, 6, 11, 17, 29, 32, 47, 48</p> <p>1790 0.05% 10ppm μPower SOT-23 Reference, 51, 52, 53, 54, 55</p> <p>1791 60V Protected 15kV ESD RS485 Xcvr, 130</p> <p>1792 6MHz JFET Input Op Amp, 6, 35, 40, 47</p> <p>1793 4MHz JFET Input Op Amp, 6, 36, 39, 47</p> <p>1794 Dual 200MHz 500mA Op Amp/DSL Driver, 6, 19, 23, 37, 45</p> <p>1795 Dual 50MHz 500mA Output CFA, 7, 20, 24, 37, 45, 48</p> <p>1796 60V Protected 15kV CAN Transceiver, 130</p> <p>1797 10MHz RRIO SOT-23 Op Amp, 7, 19, 26, 31, 37, 42, 47</p> <p>1798 μPower Low Dropout Series Bandgap Ref, 52, 53, 55, 56</p> <p>1799 1kHz to 30MHz Precision Oscillator, 60</p> <p>1800 80MHz R-to-R I/O Precision Op Amp, 7, 11, 16, 18, 23, 25, 26, 31, 36, 42, 47</p> <p>1801 Dual, 80MHz R-to-R I/O Precision Op Amp, 7, 12, 16, 20, 23, 25, 26, 33, 37, 43, 48</p> <p>1802 Quad, 80MHz R-to-R I/O Precision Op Amp, 7, 13, 17, 21, 24, 25, 26, 39, 49</p> <p>1803 85MHz, 100V/μs RRIO Op Amp, 7, 18, 23, 25, 26, 31, 42, 47</p> <p>1804 Dual, 85MHz, 100V/μs RRIO Op Amp, 7, 20, 23, 25, 26, 33, 43, 48</p> <p>1805 Quad, 85MHz, 100V/μs RRIO Op Amp, 7, 21, 24, 25, 26, 34, 49</p> <p>1806 325MHz R-to-R I/O Low Noise Op Amp, 7, 16, 18, 22, 26, 31, 35, 42, 47</p> <p>1807 Dual 325MHz R-to-R I/O Low Noise Op Amp, 7, 16, 19, 23, 26, 32, 37, 48</p> <p>1809 180MHz, R-to-R I/O Low Distortion Op Amp, 7, 18, 23, 26, 31, 36, 42, 47</p> <p>1810 Dual 180MHz, R-to-R I/O Low Distortion Op Amp, 7, 19, 23, 26, 33, 38, 48</p> <p>1812 100MHz SOT-23 Op Amp with SHDN, 7, 18, 23, 25, 36, 42</p> <p>1813 Dual 100MHz Op Amp, 7, 19, 23, 25, 37, 43</p> <p>1814 Quad 100MHz Op Amp, 7, 20, 24, 25, 39</p> <p>1815 220MHz, 1500V/μs Op Amp, 7, 18, 22, 25, 36, 42, 45</p> <p>1816 Dual 220MHz, 1500V/μs Op Amp, 7, 19, 23, 25, 37, 43, 46</p> <p>1817 Quad 220MHz, 1500V/μs Op Amp, 7, 20, 23, 26, 38, 46</p> <p>1818 400MHz, 2500V/μs Op Amp, 7, 18, 22, 36, 42</p> <p>1819 Dual 400MHz, 2500V/μs Op Amp, 7, 19, 23, 37</p> <p>1821 16-bit V_{OUT}, Fast Settling DAC, 121, 124</p> <p>1840 Dual I²C Fan Speed Controller, 123, 126</p> <p>1841 μPower Dual Comparator with Open Drain Outputs, 59</p> <p>1842 Low Power Dual Comparator with Ref, 57, 59, 60, 97</p> <p>1843 μPower Dual Comparator with Open Drain and Ref, 57, 59, 60, 106</p> <p>1844 Micropower, Low Noise VLDO Regulator, 64</p> <p>1850 10-Bit, 8-Channel Parallel 1.25Msps ADC, 114, 116, 119</p> <p>1851 12-Bit, 8-Channel Parallel 1.25Msps ADC, 113, 115, 119</p> <p>1852 10-Bit, 8-Channel Parallel 400ksps ADC, 114, 116</p> <p>1853 12-Bit, 8-Channel Parallel 400ksps ADC, 113, 116</p> <p>1854 12-Bit 8-Channel 100ksps, \pm10V Fault-Protected Serial ADC, 113, 116</p> <p>1855 14-Bit 8-Channel 100ksps, \pm10V Fault-Protected Serial ADC, 112, 115</p> <p>1856 16-Bit 8-ch 100ksps \pm10V Fault-Protected Serial SAR ADC, 111, 115</p>	<p>1857 12-Bit, 100ksps, 8-Channel SoftSpan ADC, 113, 116</p> <p>1858 14-Bit, 100ksps, 8-Channel SoftSpan ADC, 112, 115</p> <p>1859 16-Bit, 100ksps, 8-Channel SoftSpan ADC, 111, 115</p> <p>1860 12-Bit, 250ksps ADC in MSOP, 113, 116</p> <p>1861 12-Bit, 250ksps 2-Channel ADC in MSOP, 113, 116</p> <p>1863 12-Bit, 8-Channel Serial, Micropower ADC, 113, 116</p> <p>1864 16-Bit, 250ksps ADC in MSOP, 110, 111, 115</p> <p>1865 16-Bit, 250ksps 2-Channel ADC in MSOP, 110, 111, 115</p> <p>1867 16-Bit, 200ksps, 8-Channel Serial, Micropower ADC, 111, 115</p> <p>1871 No R_{SENSE} DC/DC Controller Boost, Flyback and SEPIC, 79, 83, 88, 100, 101</p> <p>1872 SOT-23 Boost Controller, 78</p> <p>1873 Dual Output, 2-Phase Controller with VID, 75</p> <p>1874 Dual Output Step-Down DC/DC Controller</p> <p>1875 15μA I_Q, 1.5A Sync Step-Down Regulator, 67, 69</p> <p>1876 2-Phase, Dual Step-Down + Boost Regulator, 72, 73, 81</p> <p>1877 Low I_Q Sync Step-Down Regulator, 66, 69</p> <p>1878 Low I_Q Sync Step-Down Regulator, 66, 69</p> <p>1879 15μA I_Q, 1.2A Sync Step-Down Regulator, 66, 69</p> <p>1880 SOT-23 Precision R-to-R Out Op Amp, 7, 11, 14, 32, 36, 40, 42, 47</p> <p>1881 Dual R-to-R Out, Picoamp Op Amp, 7, 12, 15, 30, 38, 41, 49</p> <p>1882 Quad R-to-R Out, Picoamp Precision Op Amp, 7, 12, 15, 30, 34, 39, 41, 49</p> <p>1884 Dual R-to-R Out, Picoamp Op Amp, 7, 12, 15, 30, 37, 41, 49</p> <p>1885 Quad R-to-R Out, pA Precision Op Amp, 7, 12, 15, 30, 34, 39, 41, 49</p> <p>1886 700MHz Dual 200mA Op Amp, 7, 19, 23, 37, 45, 48</p> <p>1909 DC/DC Buck Controller with SMBus Interface, 75</p> <p>1910 Protected High-Side MOSFET Driver, 98</p> <p>1911 Regulated Step-Down Charge Pump Converter, 87, 92</p> <p>1912 2A 36V Step-Down Buck Regulator, 67, 68</p> <p>1913 3.5A 25V Step-Down Buck Regulator, 67, 68</p> <p>1920 Instrumentation Amp, 7, 11, 14, 17, 36, 40, 47</p> <p>1921 Dual -48V Supply and Fuse Monitor, 60, 106</p> <p>1922 Sync. Full Bridge Controller, 72</p> <p>1923 High Efficiency TEC Controller, 99</p> <p>1928 Doubler Charge Pump with LDO, 92</p> <p>1929 40A Out PolyPhase DC/DC Controller, 72, 73</p> <p>1930 1.2MHz/2.2MHz Boost Converter in SOT-23, 76, 83, 84</p> <p>1931 1.2MHz Boost Converter in SOT-23, 79, 84</p> <p>1932 Boost Regulator LED Driver, 76, 85</p> <p>1933 600mA, 500kHz Step-Down DC/DC Converter, 66, 68, 88</p> <p>1934 80mA IOUT μPower Step-Down DC/DC Converter, 65, 68, 69</p> <p>1935 1.2MHz, 2A Boost Converter in ThinSOT, 77, 83</p> <p>1936 500kHz, 1.4A Switch Step-Down Converter, 66, 68, 88</p> <p>1937 White LED Step-Up Converter, 75, 85</p> <p>1938 25V 2A Step-Down Regulator, 67, 68</p> <p>1939 25V 2A Step-Down Regulator with LDO Controller, 67, 68, 80</p> <p>1940 Dual 1.4A Step-Down Converter, 66, 68, 80</p> <p>1941 Triple, High Current Monolithic Switching Regulator, 80</p> <p>1942 Triple Output TFT Supply Plus LED Driver, 82, 84, 85</p>	<p>1943 High Current Quad Converter for TFT LCD, 77, 82, 84</p> <p>1944 Dual Micropower DC/DC Converter, 75, 77, 82, 84</p> <p>1945 Dual Micropower DC/DC Converter, 75, 77, 82, 84</p> <p>1946 1.2MHz/2.7MHz Boost DC/DC Converter, 76, 84</p> <p>1947 DC/DC Converter for TFT-LCD Panels, 76, 82, 84</p> <p>1949 1MHz 1A Switch PWM Boost Converter, 76, 83, 84</p> <p>1950 Hi Voltage Forward Controller, 79, 83, 100, 101</p> <p>1952 Sync Hi Voltage Forward Controller, 79, 100, 101</p> <p>1955 Dual Smart Card Interface, 131</p> <p>1956 1.5A 500kHz High Voltage Step-Down Regulator, 66, 68</p> <p>1957 Dual Mode GSM RF Amplifier Controller, 135</p> <p>1959 4.5A 500kHz Step-Down Switching Regulator, 67</p> <p>1960 Dual Battery Charger/Selector System, 93, 95, 97</p> <p>1961 1.5A, 1.25MHz Step-Up Regulator, 76, 83</p> <p>1962 300mA Low Noise LDO, 64, 87</p> <p>1963 Fast Transient 1.5A LDO, 64, 87</p> <p>1964 200mA Negative LDO in Thin SOT, 65, 87</p> <p>1965 1.8V to 20V V_{IN}, 1.1A Low Noise LDO, Reverse BATT Protect, 64, 87</p> <p>1966 Precision μPower RMS to DC Converter, 60</p> <p>1967 Precision μPower RMS to DC Converter, 60</p> <p>1968 Precision μPower RMS to DC Converter, 60</p> <p>1969 700MHz Dual 200mA OA with Programmable I_{SUPPLY}, 7, 19, 23, 37, 45, 48</p> <p>1970 500mA Power OA with Adj. Current Limit, 7, 36, 45, 47</p> <p>1976 60V V_{IN} 1.5A, 200kHz Step-Down Converter, 100μA I_Q, 66, 68, 69, 88</p> <p>1977 60V V_{IN} 1.5A, 500kHz Step-Down Converter, 100μA I_Q, 66, 68, 69</p> <p>1980 Battery Charger and DC/DC Controller, 95, 97</p> <p>1981 Single Micropower Hi Side Switch Controller, 98</p> <p>1982 Dual Micropower Hi Side Switch Controller, 98</p> <p>1983 100mA Inverting Charge Pump in ThinSOT, 92</p> <p>1985 μPower Triple Supply Monitor with Push-Pull, 106</p> <p>1986 SIM Power Supply in SOT-23 6-lead, 92</p> <p>1990 +/-250V Difference Amp, 7, 28, 29, 32, 44, 47, 50</p> <p>1991 Precision Difference Amp, 7, 11, 14, 16, 29, 32, 40, 42, 44, 50</p> <p>1992 Fully Differential In/Out Amp, 9, 29, 31, 32, 36, 40, 44, 47, 50</p> <p>1993 1GHz Low Distortion Differential Amp/ADC Driver with Gain = 2, 4 or 10, 7, 18, 21, 22, 35, 50, 136</p> <p>1994 70MHz Low Distortion, Low Noise Differential In/Out Amplifier, 7, 18, 22, 31, 35, 42</p> <p>1995 30MHz 1000V/μs Gain-Selectable Amp, 7, 19, 28, 36, 42, 45, 50</p> <p>1996 560kHz 100μA Gain-Selectable Amp, 7, 11, 14, 16, 29, 32, 36, 40, 42, 50</p> <p>1998 Li-Ion Low Battery Voltage Detector, 57, 59, 60, 97, 107</p> <p>2050 Zero-Drift Op Amp, 9, 10, 13, 14, 32, 39, 42, 44</p> <p>2051 Dual Zero-Drift Op Amp, 9, 11, 13, 15, 33, 40, 41, 43, 44</p> <p>2052 Quad Zero-Drift Op Amp, 9, 12, 13, 14, 15, 34, 41, 44, 45</p> <p>2053 Zero-Drift R-to-R Input/Output Inst Amplifier, 10μV Offset, 9, 10, 13, 14, 16, 17, 32, 40, 42, 44</p> <p>2054 Low Power Zero-Drift Op Amp, 9, 10, 13, 14, 29, 32, 40, 42, 44</p> <p>2055 Dual Low Power Zero-Drift Op Amp, 9, 11, 13, 15, 30, 33, 41, 43, 44</p> <p>2078 Dual 0.2MHz μPower Op Amp, 7, 12, 15, 29, 33, 41</p>
---	--	--

2079	Quad 0.2MHz μ Power Op Amp, 7, 13, 15, 30, 34, 41	2280	Dual 10-Bit 105Msps Low Power ADC, 114, 119	2421	20-Bit $\Delta\Sigma$ ADC in MSOP, 110, 120
2178	Dual 60kHz μ Power Op Amp, 7, 12, 15, 29, 33, 41	2281	Dual 10-Bit 125Msps Low Power ADC, 114, 119	2422	20-Bit 2-Channel $\Delta\Sigma$ ADC in MSOP, 110, 120
2179	Quad 60kHz μ Power Precision Op Amp, 7, 13, 15, 30, 34, 41	2282	Dual 12-Bit 105Msps Low Power ADC, 112, 118	2424	4/Channel 20-Bit $\Delta\Sigma$ ADC, 110, 120
2202	16-Bit, 10Msps ADC, 110, 117	2283	Dual 12-Bit 125Msps Low Power ADC, 112, 118	2428	8/Channel 20-Bit $\Delta\Sigma$ ADC, 110, 120
2203	16-Bit, 25Msps ADC, 110, 117	2284	Dual 14-Bit 105Msps Low Power ADC, 111, 117	2430	20-Bit Differential $\Delta\Sigma$ ADC, 110, 120
2204	16-Bit, 40Msps ADC, 110, 117	2285	Dual 14-Bit 125Msps Low Power ADC, 111, 117	2431	20-Bit Differential $\Delta\Sigma$ ADC in MSOP, 110, 120
2205	16-/14-Bit, 65Msps ADC, 110, 117	2286	Dual 10-Bit, 25Msps Low Power ADC, 114, 119	2433	16-Bit, Differential $\Delta\Sigma$ ADC, 111, 120
2206	16-/14-Bit, 80Msps ADC, 110, 117	2287	Dual 10-Bit, 40Msps Low Power ADC, 114, 119	2435	20-Bit Differential $\Delta\Sigma$ ADC, 110, 120
2207	16-/14-Bit, 105Msps ADC, 110, 117	2288	Dual 10-Bit, 65Msps Low Power ADC, 114, 119	2436	16-Bit, 2-Channel Differential $\Delta\Sigma$ ADC, 111, 120
2208	16-/14-Bit, 130Msps ADC, LVDS or CMOS Outputs, 110, 117	2289	Dual 10-Bit, 80Msps Low Power ADC, 114, 119	2439	16-Bit, 8-Channel $\Delta\Sigma$ ADC, 111, 120
2209	16-Bit, 160Msps or 180Msps ADC, LVDS or CMOS Outputs, 110, 117	2290	Dual 12-Bit, 10Msps Low Power ADC, 112, 118	2440	24-Bit Differential Input 8kHz $\Delta\Sigma$ ADC, 110, 119
2215	16-Bit 65Msps ADC, LVDS or CMOS Outputs, 81.4dBFS Noise Floor, 110, 117	2291	Dual 12-Bit, 25Msps Low Power ADC, 112, 118	2442	24-Bit 4-Channel 8kHz $\Delta\Sigma$ ADC with On-Chip Amp, 110, 119
2216	16-Bit 80Msps ADC, LVDS or CMOS Outputs, 81.4dBFS Noise Floor, 110, 117	2292	Dual 12-Bit, 40Msps Low Power ADC, 112, 118	2444	24-Bit 4-Channel Differential 8kHz $\Delta\Sigma$ ADC, 110, 119
2217	16-Bit 105Msps ADC, LVDS or CMOS Outputs, 81.4dBFS Noise Floor, 110, 117	2293	Dual 12-Bit, 65Msps Low Power ADC, 112, 118	2445	24-Bit 4-Channel Differential 8kHz $\Delta\Sigma$ ADC, 110, 119
2220	12-Bit, 170Msps ADC, "-1" is 185Msps, LVDS or CMOS Outputs, 112, 118	2294	Dual 12-Bit, 80Msps Low Power ADC, 112, 118	2446	24-Bit 4-Channel Differential 8kHz Mult. Ref Inputs, $\Delta\Sigma$ ADC, 110, 119
2221	12-Bit, 135Msps ADC, LVDS or CMOS Outputs, 112, 118	2295	Dual 14-Bit, 10Msps Low Power ADC, 111, 118	2447	24-Bit 4-Channel Differential 8kHz Mult Ref Inputs, $\Delta\Sigma$ ADC, 110, 119
2222	12-Bit, 105Msps ADC, 112, 114, 118, 119	2296	Dual 14-Bit, 25Msps Low Power ADC, 111, 118	2448	24-Bit 8-Channel Differential 8kHz $\Delta\Sigma$ ADC, 110, 119
2223	12-Bit, 80Msps ADC, 112, 118	2297	Dual 14-Bit, 40Msps Low Power ADC, 111, 118	2449	24-Bit 8-Channel Differential 8kHz $\Delta\Sigma$ ADC, 110, 119
2224	12-Bit, 135Msps ADC, 112, 118	2298	Dual 14-Bit, 65Msps Low Power ADC, 111, 117	2450	16-Bit Serial $\Delta\Sigma$ ADC in 2x2 DFN, 111, 120
2225	12-Bit, 10Msps Low Power ADC, 112, 118	2299	Dual 14-Bit, 80Msps Low Power ADC, 111, 117	2451	16-Bit I^2C $\Delta\Sigma$ ADC in 2x2 DFN, 111, 120
2226	12-Bit, 25Msps Low Power ADC, 112, 118	2301	12-Bit 14ksps 5V I^2C SAR ADC, 113, 116	2452	16-Bit Serial $\Delta\Sigma$ ADC in 2x2 DFN, Differential Input, 111, 120
2227	12-Bit, 40Msps Low Power ADC, 112, 118	2302	12-Bit 500ksps 5V Serial SAR ADC, 113, 116	2453	16-Bit I^2C $\Delta\Sigma$ ADC in 2x2 DFN, Differential Input, 111, 120
2228	12-Bit, 65Msps Low Power ADC, 112, 118	2305	12-Bit 2-Channel 14ksps 5V I^2C SAR ADC, 113, 116	2480	16-Bit SPI $\Delta\Sigma$ ADC with Input Current Canceling, Programmable Gain, Temp, 111, 120
2229	12-Bit, 80Msps Low Power ADC, 112, 118	2306	12-Bit 2-Channel 500ksps 5V Serial SAR ADC, 113, 116	2481	16-Bit I^2C $\Delta\Sigma$ ADC with Input Current Canceling, Programmable Gain, Temp, 111, 120
2230	10-Bit, 170Msps ADC, LVDS or CMOS Outputs, 114, 119	2308	12-Bit 500ksps 8-Channel SAR Serial ADC, 113, 116	2482	16-Bit SPI $\Delta\Sigma$ ADC with Input Current Canceling, 111, 120
2231	10-Bit, 135Msps ADC, LVDS or CMOS Outputs, 114, 119	2309	12-Bit 8-Channel 18.5ksps 5V I^2C SAR ADC, 113, 116	2483	16-Bit I^2C $\Delta\Sigma$ ADC with Input Current Canceling, 111, 120
2232	10-Bit, 105Msps ADC, 114, 119	2351	14-/12-Bit 1.5Msps 6-Channel Simultaneous Sampling Serial ADC, 112, 113, 115	2484	24-Bit SPI $\Delta\Sigma$ ADC with Input Current Canceling, Temp, 110, 119
2233	10-Bit, 80Msps ADC, 114, 119	2355	14-/12-Bit 3.5Msps Serial SAR ADC with Bipolar Input, 112, 115	2485	24-Bit I^2C $\Delta\Sigma$ ADC with Input Current Canceling, Temp, 110, 119
2234	10-Bit, 135Msps ADC, 114, 119	2356	14-/12-Bit 3.5Msps Serial SAR ADC with Unipolar Input, 112, 115	2486	24-Bit 4-Channel SPI $\Delta\Sigma$ ADC with Input Current Canceling, Temp Sensor, Programmable Gain, 111, 120
2236	10-Bit, 25Msps Low Power ADC, 114, 119	2360	12-Bit 100ksps 2.5V to 3.6V Serial SAR ADC, 113, 116	2487	24-Bit 4-Channel I^2C $\Delta\Sigma$ ADC with Input Current Canceling, Temp Sensor, Programmable Gain, 111, 120
2237	10-Bit, 40Msps Low Power ADC, 114, 119	2361	12-Bit 250ksps 2.5V to 3.6V Serial SAR ADC, 113, 116	2488	16-Bit 4-Channel SPI $\Delta\Sigma$ ADC with Input Current Canceling, 111, 120
2238	10-Bit, 65Msps Low Power ADC, 114, 119	2362	12-Bit 500ksps 2.5V to 3.6V Serial SAR ADC, 113, 115	2489	16-Bit 4-Channel I^2C $\Delta\Sigma$ ADC with Input Current Canceling, 111, 120
2239	10-Bit, 80Msps Low Power ADC, 114	2365	12-Bit 1Msps 2.5V to 3.6V Serial SAR ADC, 113, 115	2492	24-Bit 4-Channel SPI $\Delta\Sigma$ ADC with Input Current Canceling, 110, 119
2240	12-/10-Bit 170Msps 2.5V ADC with LVDS/CMOS Outputs, 112, 114, 118, 119	2366	12-Bit 3Msps 2.5V to 3.6V Serial SAR ADC, 112, 115	2493	24-Bit 4-Channel I^2C $\Delta\Sigma$ ADC with Input Current Canceling, 110, 119
2241	12-/10-Bit 210Msps 2.5V ADC with LVDS/CMOS Outputs, 112, 114, 118, 119	2400	24-Bit μ Power ADC, 110, 120	2494	16-Bit 16-Channel SPI $\Delta\Sigma$ ADC with Input Current Canceling, Temp Sensor, Programmable Gain, 111, 120
2242	12-/10-Bit 250Msps 2.5V ADC with LVDS/CMOS Outputs, 112, 114, 118, 119	2401	24-Bit μ Power $\Delta\Sigma$ ADC, 110, 120	2495	16-Bit 16-Channel I^2C $\Delta\Sigma$ ADC with Input Current Canceling, Temp Sensor, Programmable Gain, 111, 120
2245	14-Bit, 10Msps Low Power ADC, 111, 118	2402	24-Bit μ Power 2/Channel $\Delta\Sigma$ ADC, 110, 120	2496	16-Bit 16-Channel SPI $\Delta\Sigma$ ADC with Input Current Canceling, 111, 120
2246	14-Bit, 25Msps Low Power ADC, 111, 118	2404	24-Bit μ Power 4/Channel $\Delta\Sigma$ ADC, 110, 120	2497	16-Bit 16-Channel I^2C $\Delta\Sigma$ ADC with Input Current Canceling, 111, 120
2247	14-Bit, 40Msps Low Power ADC, 111, 118	2408	8/Channel 24-Bit μ Power $\Delta\Sigma$ ADC, 110, 120	2498	24-Bit 16-Channel SPI $\Delta\Sigma$ ADC with Input Current Canceling, Temp Sensor, 110, 119
2248	14-Bit, 65Msps Low Power ADC, 111, 117	2410	24-Bit Differential Input $\Delta\Sigma$ ADC, 110, 119	2499	24-Bit 16-Channel I^2C $\Delta\Sigma$ ADC with Input Current Canceling, Temp Sensor, 110, 119
2249	14-Bit, 80Msps Low Power ADC, 111, 117	2411	24-Bit Differential Input $\Delta\Sigma$ ADC in MSOP, 110, 120	2600	Octal 16-Bit Serial V_{OUT} DAC, 121, 124
2250	10-Bit, 105Msps Low Power ADC, 114, 119	2412	24-Bit 2-Channel Differential $\Delta\Sigma$ ADC, 110, 119	2601	16-Bit Serial V_{OUT} DAC, 121, 123
2251	10-Bit, 125Msps Low Power ADC, 114, 119	2413	24-Bit ADC $\Delta\Sigma$ ADC with 50/60Hz Reject, 110, 119		
2252	12-Bit, 105Msps Low Power ADC, 112, 118	2414	24-Bit, 4-Channel $\Delta\Sigma$ ADC, 110, 120		
2253	12-Bit, 125Msps Low Power ADC, 112, 118	2415	24-Bit $\Delta\Sigma$ ADC with 15Hz Output, 50/60Hz Reject, 110, 120		
2254	14-Bit, 105Msps Low Power ADC, 111, 117	2418	24-Bit, 8-Channel $\Delta\Sigma$ ADC, 110, 120		
2255	14-Bit, 125Msps Low Power ADC, 111, 117	2420	20-Bit μ Power $\Delta\Sigma$ ADC, 110, 120		
2274	16-Bit, 105Msps ADC, Current Mode Logic, Small Package, 110, 117				

COMPLETE PRODUCT INDEX

Amps, Refs,
Filters, Comps

Power
Management

Data
Conversion

Interface

High
Frequency

Reference
Material

2602	Dual 16-Bit, Serial V_{OUT} DAC, 121, 124	2856	$\pm 15kV$ ESD 20Mbps/250kbps (SR Limited) Half-Duplex RS485 Xcvr, 130	2970	Dual I ² C Supply Monitor and Margining Controller, 107, 108
2604	Quad Serial 16-Bit V_{OUT} DAC, 121, 124	2857	$\pm 15kV$ ESD 20Mbps/250kbps (SR Limited) Full-Duplex RS485 Xcvr, 130	3003	3-Channel LED Ballaster with PWM Dimming
2605	Octal 16-Bit I ² C V_{OUT} DAC, Zero or Mid-Scale Reset, 121, 124	2858	$\pm 15kV$ ESD 20Mbps/250kbps (SR Limited) Full-Duplex RS485 Xcvr with Enable, 130	3009	1.6V to 20V V_{IN} , 3 μA I_O , 20mA LDO
2606	16-Bit I ² C V_{OUT} DAC, Zero or Mid-Scale Reset, 121, 123	2859	20Mbps Half-Duplex RS485 Xcvr with Switchable Termination, 130	3010	80V V_{IN} , 50mA, LDO Regulator, 64, 87, 88
2607	Dual 16-Bit, I ² C, V_{OUT} DAC, Zero or Mid-Scale Reset, 121, 124	2861	20Mbps Full-Duplex RS485 Xcvr with Switchable Termination, 130	3011	80V V_{IN} , 50mA, LDO Regulator with PWRGD, 64
2609	Quad 16-Bit I ² C V_{OUT} DAC, Zero or Mid-Scale Reset, 121, 124	2900	Quad Voltage Monitor, 106	3012	80V V_{IN} , 250mA LDO Regulator, 64, 87, 88
2610	Octal 14-Bit Serial V_{OUT} DAC, 122, 124	2901	Quad Voltage Monitor with Watchdog, Separate $V_{MONITOR}$ Outputs, 106	3013	80V V_{IN} , 250mA LDO Regulator, 64, 87, 88
2611	14-Bit Serial V_{OUT} DAC, Zero or Mid-Scale Reset, 121, 124	2902	Quad Monitor with RST Disable, Separate $V_{MONITOR}$ Outputs, Tolerance Select, 106	3014	100V V_{IN} , 20mA, LDO Regulator, 64
2612	Dual 14-Bit, Serial V_{OUT} DAC, 121, 124	2903	Quad Supply Monitor in SOT-23, 106	3020	0.9V V_{IN} 100mA VLDO in DFN, 64
2614	Quad 14-Bit Serial V_{OUT} DAC, 122, 124	2904	Dual Supply Monitor with Pin-Selectable Thresholds, Fixed Reset Delay, 106	3021	500mA VLDO in DFN (5x5), 64
2615	Octal 14-Bit I ² C V_{OUT} DAC, Zero or Mid-Scale Reset, 122, 124	2905	Dual Supply Monitor with Pin-Selectable Thresholds, Adj Reset Delay, 106	3023	Dual 100mA, LDO, 64, 88
2616	14-Bit I ² C V_{OUT} DAC, Zero or Mid-Scale Reset, 121, 124	2906	Dual Supply Monitor, One Adjustable, Fixed Reset Delay, 106	3024	Dual 500mA/100mA LDO, 64, 88
2617	Dual 14-Bit, I ² C, V_{OUT} DAC, Zero or Mid-Scale Reset, 121, 124	2907	Dual Supply Monitor, One Adjustable, Adj Reset Delay, 106	3025	300mA VLDO (45mV) in 2x2 DFN, "-1" has 500mA I_{OUT} , 64, 87
2619	Quad 14-Bit I ² C V_{OUT} DAC, Zero or Mid-Scale Reset, 122, 124	2908	Six Supply Monitor in DFN, 105	3026	1.5A VLDO in DFN (3x3), 64
2620	Octal 12-Bit Serial V_{OUT} DAC, 123, 125	2909	Precision Dual/Triple Input UV, OV, Negative Voltage Monitor, 106	3027	Dual 100mA LDO, 64, 88
2621	12-Bit Serial V_{OUT} DAC, Zero or Mid-Scale Reset, 122, 124	2910	Octal Supply Monitor with Reset Output, 105	3028	Dual 500mA/100mA LDO, 64, 88
2622	Dual 12-Bit, Serial V_{OUT} DAC, 122, 125	2911	Single UV/OV Supply Monitor, 107	3035	300mA 1.7V input LDO, On-Chip Charge Pump, 64
2624	Quad 12-Bit Serial V_{OUT} DAC, 122, 125	2912	Single UV/OV Supply Monitor, 106	3080	1.2V to 36V V_{IN} , 1.1A Low Noise LDO, V_{OUT} to 0V, Can Be Paralleled, 64, 87
2625	Octal 12-Bit I ² C V_{OUT} DAC, Zero or Mid-Scale Reset, 123, 125	2913	Dual UV/OV Supply Monitor, 106	3100	Triple Output 0.25A Buck, 0.7A Boost, 0.1A LDO, 80
2626	12-Bit I ² C V_{OUT} DAC, 122, 124	2914	Quad UV/OV Monitor for Pos/Neg Supplies, 106	3150	10A LDO with Ultra-Fast Transient Response, 65
2627	Dual 12-Bit, I ² C, V_{OUT} DAC, Zero or Mid-Scale Reset, 122, 125	2915	Single Supervisor with Selectable Thresholds, 107	3200	100mA Low Noise Charge Pump, 85, 86, 92
2629	Quad 12-Bit I ² C V_{OUT} DAC, Zero or Mid-Scale Reset, 122, 125	2916	Single Supervisor with Selectable Thresholds, Manual Reset, 107	3201	100mA Regulated Charge Pump LED Driver, 86, 92
2630	12-/10-/8-Bit Serial V_{OUT} DAC with Reference in SC-70 Pkg, 122, 123, 124, 125	2917	Single Supervisor with Selectable Thresholds, Watchdog, 107	3202	120mA Regulated Charge Pump LED Driver, 86, 92
2631	12-/10-/8-Bit I ² C V_{OUT} DAC with Reference in ThinSOT, 122, 123, 124, 125	2918	Single Supervisor with Selectable Thresholds, Watchdog, Manual Reset, 107	3203	500mA Regulated Charge Pump, 92
2640	12-/10-/8-Bit Serial V_{OUT} DAC with Reference Bonded Out, 122, 123, 124, 125	2919	Precision Triple/Dual Input UV, OV and Negative Voltage Monitor, 106	3204	Low Noise Regulated Charge Pump in 2x2 DFN, 92
2641	16-/14-/12-Bit Serial Unbuffered V_{OUT} DAC, 0V to V_{REF} Output, 121, 122, 124, 125	2920	Single/Dual Power Supply Margining Controller, 107	3205	250mA, Multi-Display LED Driver, 86
2642	16-/14-/12-Bit Serial Unbuffered V_{OUT} DAC, $\pm V_{REF}$ Output, 121, 122, 124, 125	2921	Power Supply Tracker with 3 FB Switches, 108	3206	400mA, I ² C Multi-Display LED Driver, 86
2704	Quad 16-/14-/12-Bit V_{OUT} SoftSpan DAC with Readback, 121, 122, 123, 124, 125	2922	Power Supply Tracker with 5 FB Switches, 108	3207	600mA Universal 12-Channel LED/CAM Driver, 86
2751	16-/14-/12-Bit SoftSpan DAC with Readback, 121, 122, 126	2923	Dual/Triple Power Supply Sequencer/Tracking Controller, 108	3208	1A I ² C Multi-Display LED Driver, 86
2753	Dual 16-/14-/12-Bit SoftSpan DAC with Readback, 121, 122, 126	2924	Quad Power Supply On/Off Sequencer, 108	3209	600mA Main/Camera 7 LED Controller, 86
2755	Quad 16-/14-/12-Bit SoftSpan DAC with Readback, 121, 122, 126	2925	Power Supply Sequence/Tracking Controller, 108	3210	MAIN/CAM LED Controller with Linear or Log Brightness Control, 85
2801	1.8V to 5V 1Dx/1Rx RS232 Xcvr, 129	2926	Triple Power Supply Sequence/Tracking Controller, 108	3212	Charge Pump RGB LED Driver, 85
2802	1.8V to 5V 1Dx/1Rx RS232 Xcvr, 1Mbps, 129	2927	Single Power Supply Tracking Controller, 107	3214	500mA Charge Pump LED Driver, 85, 87
2803	1.8V to 5V 2Dx/2Rx RS232 Xcvr, 129	2928	4-Channel Power Supply Sequencer and Supervisor, 108	3215	700mA Charge Pump LED Driver, 85, 87
2804	1.8V to 5V 2Dx/2Rx RS232 Xcvr, 1Mbps, 129	2930	Six Supply Monitor with Adj Reset Timer, Manual Reset, 105	3216	1A Charge Pump LED Driver, 85, 87
2844	3.3V Multiprotocol Control Xcvr, 131	2931	Six Supply Monitor, Separate $V_{MONITOR}$ Outputs, Adj Reset and Watchdog Timers, 106	3217	600mA Multi-LED Camera Light Charge Pump, 85, 87
2845	3.3V Multiprotocol Control Xcvr, 131	2932	Six Supply Monitor, Separate $V_{MONITOR}$ Outputs, Adj Reset Timer and Supply Tolerance, 106	3218	400mA Charge Pump LED Driver, 1-Wire I_{SENSE} , Flash Time-Out, 85
2846	3.3V Multiprotocol CLK_DATA Xcvr, 131	2933	500nA Adj Output Supervisor with Power Fail Output and Manual Pushbutton, 106	3219	250mA Universal 9-Channel LED Driver, 86
2847	3.3V and 5V Multiprotocol Xcvr, 131	2934	500nA Adj Output Supervisor with Power Fail Output and Manual Pushbutton, 106	3220	360mA Universal 18-Channel LED Driver, 86
2850	3.3V 20MBaud, $\pm 15kV$ ESD Half-Duplex RS485 Xcvr, Rcvr/Drvr Enable, 130	2935	500nA Supervisor with 8 Preset Thresholds, Power Fail Output and Manual Pushbutton, 107	3221	60mA Regulated Charge Pump with 8 μA I_O , 2x2 DFN, 92
2851	3.3V 20MBaud, $\pm 15kV$ ESD Fall-Duplex RS485 Xcvr, 130	2950	Pushbutton On/Off Controller, Adj ON Timer, 107	3225	150mA Supercapacitor Charger, 86
2852	3.3V 20MBaud, $\pm 15kV$ ESD Fall-Duplex RS485 Xcvr, Rcvr/Drvr Enable, 130	2951	Pushbutton On/Off Controller, Fixed ON Timer, 107	3230	5-LED Main/Sub Display Driver with Dual LDO, 85
2854	3.3V 20Mbps, $\pm 25kV$ ESD Half-Duplex RS485 Xcvr with Switchable Termination, 130	2952	Pushbutton On/Off Controller, PowerPath Controller and Supply Monitor, 98, 107	3240	Regulated 2.5V or 3.3V 150mA Buck-Boost Charge Pump DFN-6, 92
2855	3.3V 20Mbps, $\pm 25kV$ ESD Full-Duplex RS485 Xcvr with Switchable Termination, 130	2953	Pushbutton On/Off Controller with Voltage Monitor, 107	3250	1.5V/1.2V Output Regulated Step-Down Charge Pump, 87, 92
		2954	Pushbutton On/Off Controller, Powerdown asserted by μP , 107	3251	Adj. Regulated Step-Down Charge Pump, 87, 92
				3252	Dual Output, Regulated Step-Down Charge Pump, 88, 92
				3400	1.2MHz Sync Boost Converter, 76, 78
				3401	1Cell 3MHz 1A Sync Boost, 76, 78

- 3402 1Cell 3MHz 2A Sync Boost, 77, 78
3403 600mA, 1.5MHz Sync Step-Down Converter in DFN-8, 65, 69
3404 1.4MHz Sync Step-Down Converter, 66, 69
3405 300mA, 1.5MHz Sync Step-Down Converter, 65, 69
3406 600mA, 1.5MHz Sync Step-Down in ThinSOT, 66, 69
3407 Dual, Sync 600mA, 1.5MHz Step-Down Converter, 66, 69, 80
3408 600mA, 1.5MHz Sync Step-Down Converter with Bypass Transistor, 65
3409 1.6V V_{IN} 600mA, 1.5MHz Sync Step-Down Converter, 65, 69
3410 2.25MHz, 300mA Sync Step-Down Converter in SC70, 65, 69
3411 4MHz, 1.25A Sync Step-Down Converter, 66, 69
3412 2.5A or 3A, 4MHz, Sync Step-Down Regulator, 67, 70
3413 2MHz, 3A Sync Regulator for DDR, 67, 70, 74
3414 4MHz, 4A Sync Step-Down Converter, 67, 70
3415 7A, PolyPhase Sync Step-Down Regulator, 67, 70
3416 4MHz, 4A Sync Step-Down Converter with Tracking, 67, 70
3417 Dual Sync 1.4A/800mA 4MHz Buck DC/DC Converter, 66, 69, 80
3418 4MHz, 8A Monolithic Sync Step-Down Converter, 67, 70
3419 Dual 600mA 2.25MHz Sync Step-Down Converter, 66, 69, 80
3420 1.4A Photoflash Capacitor Charger, 86
3421 3A, 3MHz Sync Boost Converter, 77, 78
3422 1.5A, 3MHz Sync Step-Up DC/DC Converter with Output Disconnect, 76, 78
3423 Low V_{OUT} , 1A 3MHz Sync Boost Converter, 76, 78
3424 Low V_{OUT} , 2A 3MHz Sync Boost Converter, 77, 78
3425 8MHz 5A 4-Phase Sync Boost Converter, 77, 78
3426 1.2MHz Step-Up DC/DC Converter, 77
3427 500mA, 1.25MHz Sync Step-Up DC/DC Converter in 2x2 DFN, 76, 78
3428 4A, 2MHz, 2 Phase Non-Sync Boost In DFN, 77
3429 600mA, 500kHz Sync Boost Converter with Output Disconnect, 76, 78
3430 60V V_{IN} 3A, 200kHz Step-Down Converter, 67, 68
3431 60V V_{IN} 3A, 500kHz Step-Down Converter, 67, 68
3433 60V V_{IN} 500mA, 200kHz Buck-Boost Converter, 68, 82
3434 60V V_{IN} 3A, 200kHz Step-Down Converter with 100 μ A I_Q , 67, 68, 70
3435 60V V_{IN} 3A, 500kHz Step-Down Converter, 100 μ A I_Q , 67, 68, 70
3436 3A, 800kHz Step-Up Regulator, 77, 83, 84
3437 60V V_{IN} 500mA, 200kHz Step-Down Converter with 100 μ A I_Q , 65, 68, 69, 88
3439 Ultralow Noise 1A Transformer Driver Switching Regulator, 87
3440 600mA Out, 2MHz Sync Buck-Boost Converter, 82
3441 1.2A Out, 1MHz Sync Buck-Boost Converter, 82
3442 1.2A Out, 2MHz Sync Buck-Boost Converter, Programmable I_{LIMIT} , 82
3443 1.2A Out, 600kHz Sync Buck-Boost Converter, 82
3444 Sync Buck-Boost DC/DC Converter for Portable WCDMA PAs, 82
3445 I²C Controlled Buck Regulator with Two LDOs, 74, 80, 89
3446 1A Step-Down Plus Two 300mA VLDOs, 66, 69, 80, 89
3447 I²C Controlled Buck Regulator, 74
3448 600mA Out, 1.5MHz Sync Buck with LDO Mode, 65, 69
3450 Triple Output Power Supply for Small TFTs, 82, 84
3452 425mA Sync Buck-Boost White LED Driver, Up To 7 LEDs, 82
3453 500mA Sync Buck-Boost White LED Driver, 82, 85, 87
3454 1A Sync Buck-Boost High Current LED Driver, 85, 87
3455 Dual DC/DC Converter with USB Power Management and Li-Ion Charger, 90, 96
3456 2-Cell Multi-Output DC/DC Converter with USB Power Management, 89
3458 1.4A, 1.5MHz Sync Boost Converter with Output Disconnect, 76, 78
3459 75mA Sync Boost Converter with Output Disconnect, 75, 77
3460 300mA, 1.3MHz Boost Converter in SC70, 75, 83
3461 300mA, 1.3MHz Boost Converter with Internal Schottky, 75, 83, 84
3462 300mA, Inverting 1.2MHz/2.7MHz DC/DC Converter, 79
3463 Dual μ Power Converter Boost/Inverter with internal Schottkys, 75, 77, 82, 83, 84
3464 85mA Boost Converter with Internal Schottky, 75, 77, 83, 84
3465 White LED Step-Up Converter with Internal Schottky, 75, 85
3466 Dual Boost White LED Drivers with Internal Schottkys, 84, 85
3467 1.1A, 1.2MHz Boost Converter with Soft-Start, 76, 83, 84
3468 500mA Photoflash Capacitor Charger, 86
3469 Piezo Microactuator Driver, 74
3470 300mA, 40V μ Power Step-Down Regulator, 65, 68, 69, 88
3471 Dual 1.3A Boost/Inverting DC/DC Converter, 79, 82, 84
3472 Dual 350mA Boost/Inverting DC/DC Converter, 75, 82, 83, 84
3473 1A μ Power Boost Converter with Internal Schottky, Output Disconnect, 76, 78
3474 1A Step-Down LED Driver in TSSOP-16, 86
3475 Dual 1.5A Step-Down LED Driver, 86
3476 Quad 1.5A Step-Down LED Driver, 85, 86
3477 3A, 42V, 3MHz Step-Up Converter, 77, 83, 85
3478 4.5A Monolithic LED Driver with True Color PWM Dimming, 85, 86
3479 3A, 24V V_{IN} Boost or Inverting Converter, 77, 79, 85, 87
3480 2A, 38V, 2.4MHz Buck Regulator with 70 μ A I_Q , 60V Transients, Low Ripple Burst Mode, 67, 68, 70
3481 2A 34V Step-Down DC/DC Converter with 50 μ A I_Q , V_{OUT} Ripple <15mV, 67, 68, 70
3482 90V Boost Converter with APD Current Monitor, 75
3483 200mA, 40V Inverting DC/DC Converter, 79
3484 Photoflash Capacitor Charger, 86
3485 Photoflash Capacitor Charger, 86
3486 Dual 1.3A Boost White LED Driver with PWM Dimming, 85, 87
3487 Boost and Inverting DC/DC Converter for CCD Bias, 76, 82
3489 2.5A 40V 2MHz Boost Converter, 77, 84
3490 Single Cell 350mA Output, 1.3MHz Sync LED Driver, 85, 87
3491 White LED Driver in SC70 with Integrated Schottky, Up to 6 LEDs, 85
3493 1.2A, 750kHz Step-Down Converter in 2x3 DFN, 66, 68
3494 350mA or 180mA 16V V_{IN} Boost Converter with 65 μ A I_Q , Output Disconnect, 75, 77
3495 350mA or 650mA 16V V_{IN} Boost Converter with 60 μ A I_Q , Output Disconnect, 75, 76, 77, 78
3496 750mA, 45V Switch Triple Output LED Driver, 85, 86
3497 Dual Boost White LED Driver with Integrated Schottkys, 85
3498 20mA LED Driver and OLED Driver with Integrated Schottky, 85
3499 750mA Sync Step-Up DC/DC Converter with Reverse-Battery Protect, 76, 78
3500 36V 2A Step-Down Regulator with LDO Controller, 67, 68, 80, 88
3501 Dual 3A 25V Step-Down Converter with Tracking, 67, 68, 80
3502 0.5A 40V Buck Regulator in 2x2 DFN, 65, 68
3503 1A, 20V 2.2MHz Buck Regulator in 2x3 DFN, 66
3505 1.2A 40V Buck Regulator in 3x3 DFN, 66, 68
3506 Dual 1.6A 25V Step-Down Converter with Tracking, 67, 68, 80
3507 Triple Buck, 2.4A and Dual 1.5A Outputs, 67, 68, 80, 88
3508 Dual 2A 36V Step-Down Converter Check Tracking, 66, 68, 80, 88
3509 Dual 36V 0.7A Boost Converter, 66, 68, 80, 88
3510 Dual 2A 25V Step-Down Converter, 67, 68, 80
3517 45V 1.5A Switch Boost/Buck/Buck-Boost LED Driver, 85, 86
3518 45V 2.3A Switch Boost/Buck/Buck-Boost LED Driver, 85, 86
3520 600mA Buck, 600mA Buck-Boost Plus an LDO Controller in 4x4 QFN, 66, 69, 80, 82, 89
3522 200mA Buck Plus 300mA Buck-Boost in 3x3 QFN, 65, 80, 82, 89
3523 1.8V to 5.5V V_{IN} Synchronous 0.6A Boost and 0.4A Buck, 76, 78, 80, 82
3525 400mA μ Power Sync Step-Up DC/DC Converter in SC-70, Output Disconnect, 76, 77
3526 500mA μ Power Sync Step-Up DC/DC Converter, Output Disconnect, 76, 78
3527 Dual 0.8A and 0.4A Sync Step-Up Converter, 76, 78, 82
3528 1A 0.7V to 5.5V V_{IN} Boost Converter, Output Disconnect, 76, 78
3530 600mA 1.8V to 5.5V V_{IN} , Sync Buck-Boost Converter, 82
3531 200mA Sync Buck-Boost DC/DC Converter, 82
3532 500mA Micropower Sync Buck-Boost Converter, 82
3533 2A 1.8V to 5.5V V_{IN} , Sync Buck-Boost Converter, 82
3537 5V V_{IN} 600mA Sync Boost and 100mA LDO Regulator, 76, 78, 82
3538 2.4V to 5.5V V_{IN} , 800mA Sync Buck-Boost DC/DC Converter, 82
3541 1.8V to 5.5V V_{IN} 500mA Buck Plus VLDO Regulator, 65, 80, 89
3542 500mA Low V_{IN} , Sync Step-Down Converter with 26 μ A I_Q , 65, 69
3543 600mA Sync Buck Converter with Spread Spectrum, PLL, 65, 69
3544 Quad Output (300mA, 200mA x 2, 100mA) Sync Buck Converter, 65, 69, 81, 89
3545 Three 600mA Bucks in 3x3 QFN, 66, 69, 80, 89
3547 Dual 300mA Low V_{IN} , Sync Step-Down Converter with 40 μ A I_Q , 65, 69, 80
3548 Dual 800mA/400mA Low V_{IN} 2.25MHz Sync Step-Down in DFN/MSOP, 66, 69, 80
3549 250mA Low V_{IN} Sync Step-Down Converter in DFN-6, 65, 69
3550 Dual Input 950mA Stand-Alone Li-Ion Charger with 600mA Sync Buck, 90, 94, 96
3552 950mA Stand-Alone Li-Ion Charger with Dual 800mA/400mA Sync Buck, 80, 90, 94, 96
3555 USB Power Manager, Three Bucks (1A, 400mA x 2), LDO, Li-Ion Charger, 90, 96
3556 USB Power Manager, 1A Buck-Boost, Dual 400mA Buck, LDO, Li-Ion Charger, 90, 96
3557 USB Power Manager, Three Bucks (600mA, 400mA x 2), LDO, Li-Ion Charger, 90, 96, 97
3558 Linear USB Li-Ion Charger with 400mA Sync Buck, 400mA Sync Buck-Boost, LDO, 90, 96
3559 Linear USB Li-Ion Charger with Dual 400mA Sync Buck, 90, 96, 97
3560 2.25MHz, 800mA Sync Buck in ThinSOT, 66, 69
3561 2.63V to 5.5V V_{IN} , 1.4A 4MHz Sync Buck Converter, 66, 69
3562 I²C Quad Sync Step-Down DC/DC Regulator, 2 x 600mA, 2 x 400mA, 66, 69, 81

COMPLETE PRODUCT INDEX

Amps, Refs,
Filters, Comps

Power
Management

Data
Conversion

Interface

High
Frequency

Reference
Material
PRODUCT INDEX

- 3563 500mA, Sync Buck Converter with 1.28V or 1.87V V_{OUT} , 65, 69
- 3566 USB Power Manager, 1A Buck-Boost, Sync Buck, LDO, Li-Ion Charger, 90, 96
- 3567 USB Power Manager, 1A Buck-Boost, Sync Buck, LDO, Li-Ion Charger, I²C Interface, 90, 96
- 3568 2.25V to 5.5V V_{IN} , 1.8A Sync Buck Converter, 67, 70
- 3572 Dual Piezo Motor Driver with 0.9A Boost Converter, 76
- 3576 Power Manager, USB OTG, Triple Buck, LDO, Li-Ion Charger, 90, 96
- 3580 Boost/Inverting DC/DC Converter with 2A 42V Switch, 76, 79, 83
- 3585 Photoflash Charger with Adj Input Current and IGBT Driver, 86
- 3586 USB Power Manager, Dual 0.4A Buck, Buck-Boost, Boost, LDO, Li-Ion Charger, 90, 96
- 3590 48V 50mA Buck Mode LED Driver, 86
- 3591 White LED Driver with Integrated Schottky, Up to 10 LEDs, 85
- 3593 45V 16-Channel 50mA Buck LED Driver (Up to 10 LEDs/Channel), 85
- 3595 10V 2.5A Sync Step-Down Converter with Internal FETs, 86
- 3602 48V 50mA Buck Mode LED Driver, 67
- 3610 24V 10A Step-Down Regulator, Internal FETs, 67, 70
- 3611 32V 10A Sync Step-Down Converter with Internal FETs, 67, 70
- 3670 Triple Output 0.4A Buck Plus Dual 0.15A LDO with Adj V_{OUT} , 69, 80
- 3672 Triple Output 0.4A Buck Plus Dual 0.15A LDO with Fixed V_{OUT} , 69, 80
- 3680 36V 3.5A Micropower Step-Down Regulator, 67, 68, 70
- 3681 34V 2A Micropower Step-Down Regulator, Internal Schottky, 67, 68, 70
- 3684 3.6V to 34V V_{IN} , 0.4mA I_Q , 2A Buck Converter, 67, 68
- 3685 3.6V to 38V V_{IN} (60V Transients), 0.4mA I_Q , 2A Buck Converter, 67, 68
- 3693 36V 3.5A Step-Down Regulator, 67, 68
- 3700 Step-Down Controller with LDO Regulator, 70, 81
- 3701 Dual Output Step-Down Controller, 70, 73, 81
- 3703 100V or 60V V_{IN} Step-Down Controller, 71, 79, 88
- 3704 Inverting DC/DC Controller, 79
- 3705 Primary Side Controller, 100
- 3706 Secondary Side Controller, 100
- 3707 Two-Phase Dual Sync Controller, 72, 73, 81
- 3708 Fast, Dual, 2-Phase Controller with Tracking, 72, 74, 81
- 3709 Fast, 2-Phase Controller with Tracking, 72, 73
- 3710 Secondary Side Sync Regulator, 71, 101
- 3711 5-Bit Adj No R_{SENSE} Step-Down Controller, 74
- 3713 Low Input Voltage Sync Step-Down Controller, 71, 81
- 3714 Step-Down Controller with Internal Op Amp, 74
- 3716 Dual Phase Step-Down Controller, 74
- 3717 Power Supply for DDR, 71, 74
- 3718 DDR Memory and SSTL Termination, 71, 74
- 3719 Dual Phase Step-Down Converter, 75
- 3720 Single-Phase Buck Controller, 74
- 3721 Push-Pull PWM Controller, 100
- 3722 Full Bridge Controller, 72, 100
- 3723 Push-Pull PWM Controller, 100
- 3724 60V V_{IN} Current Mode Switching Regulator, 70, 73, 78, 83
- 3725 Single-Switch Forward Controller and Gate Driver, 100
- 3726 Secondary Side Sync Forward Controller, 100
- 3727 Dual, 2-Phase Step-Down Controller, 72, 73, 81
- 3728 550kHz, Dual, 2-Phase Step-Down Controller, 72, 74, 81
- 3729 550kHz, Polyphase Controller, 72, 74
- 3730 3-Phase Controller, IMVP3, 75
- 3731 3-Phase Buck Controller with PLL, 74, 88
- 3732 3-Phase, 5-Bit VID, 600kHz Sync Buck Controller, 71, 72, 75
- 3733 3-Phase, AMD 5-Bit VID, 600kHz Sync Buck Controller, 75
- 3734 Single Phase IMVP4 Controller, 75
- 3735 2-Phase IMVP4 Controller, 75
- 3736 2-Phase Sync Controller with Tracking, 70, 73, 81
- 3737 2-Phase Controller with Tracking, 70, 73, 81
- 3738 3-Phase VRM10/VRM9 Sync Controller, 75
- 3740 2.2V to 22V Valley Mode, No R_{SENSE} Sync Buck Controller, 71
- 3742 4V to 30V Dual, 2-Phase Step-Down Switching Controller Capacitor Charger, 70, 73, 81
- 3750 Capacitor Charger Controller, 86
- 3755 4.5V to 40V V_{IN} Multi-Topology LED Driver in 3×3 QFN, 85, 86
- 3756 6V to 100V V_{IN} Multi-Topology LED Driver in 3×3 QFN, 85, 86
- 3770 Fast Sync Controller with Margining, Tracking, PLL, 71
- 3772 No R_{SENSE} Step-Down Controller, 70, 73
- 3773 Triple Output Sync 3-Phase DC/DC Controller with Tracking, 71, 74, 81
- 3776 Dual 2-Phase, No R_{SENSE} , Sync Controller, 70, 74
- 3778 No R_{SENSE} Step-Down Controller, 72
- 3780 High Power Buck-Boost DC/DC Controller, 72, 82
- 3781 Sync. Forward Controller, 72, 100
- 3782 2-Phase Step-Up Controller, 73, 79
- 3783 PWM LED Driver and Boost/SEPIC/Flyback Controller, 85
- 3785 10V, 10A Synchronous, No R_{SENSE} Buck-Boost Controller, 70, 73, 82
- 3800 High-Voltage Sync Step-Down Controller, 71, 73
- 3801 Micropower Step-Down Controller, 70, 73
- 3802 2-Phase, Dual, Step-Down Sync Controller, 71, 73, 81
- 3803 Flyback Controller in ThinSOT, 83, 88, 99, 101
- 3804 Secondary Side Dual Output Controller with Opto Driver, 101
- 3805 Current-Mode Programmable Frequency PWM Controller, V_{IN} =9V to 72V, 78, 83, 99, 101
- 3806 Synchronous Flyback Controller, 99
- 3808 Low EMI DC/DC Sync Controller, 70, 73
- 3809 No R_{SENSE} , Low EMI DC/DC Controller in DFN, 70, 73
- 3810 100V/60V Fast Transient Response Sync Buck Controller, 72
- 3811 30V Single/Dual, Multiphase Step-Down DC/DC Controller, 71, 72, 74
- 3812 60V Fast Transient Response Sync Buck Controller, 72
- 3813 100V Current Mode Sync No R_{SENSE} Step-Up Controller, 79
- 3814 60V Current Mode Sync No R_{SENSE} Step-Up Controller, 79
- 3819 2-Phase Step-Down Controller for Sun Server CPUs, 75
- 3822 3.3V/3V Sync Step-Down N-FET DC/DC Controller, 71
- 3823 No R_{SENSE} Sync Buck Controller with Differential Output Sensing, Tracking and PLL, 71
- 3824 60V Step-Down Controller with 40 μ A I_Q , 71, 73
- 3825 Isolated No-Opto Sync Flyback Controller, 100
- 3826 30 μ A I_Q , Dual, 2-Phase Sync Step-Down Controller, 72, 73, 74, 81
- 3827 Dual, 2-Phase Sync Buck Controller with 160 μ A I_Q , 72, 73, 74, 81
- 3828 Dual, 2-Phase Controller, with Tracking PLL, 72, 74, 81
- 3830 Step-Down Controllers, 71
- 3831 Power Supply for DDR, 71, 74
- 3832 Voltage Mode Sync Buck Controller, 71
- 3834 30 μ A I_Q Synchronous Step-Down Controller, 71, 73
- 3835 20A Sync Buck Controller with 80 μ A I_Q , 71, 73
- 3836 2.75V to 4.5V V_{IN} , Dual 2-Phase, No R_{SENSE} Sync Buck Controller, 71, 73, 81
- 3837 Sync Isolated Flyback Controller for 9V-36V V_{IN} , No Opto, 100
- 3844 60V Buck Controller with Programmable Frequency, Synchronizable, 71, 73, 79, 83
- 3845 60V Sync Buck Controller with Programmable Frequency, Synchronizable, 72, 73
- 3850 Dual, 2-Phase Synchronous Step-Down Switching Controller, 72, 73, 81
- 3872 60V V_{OUT} Boost Controller with No R_{SENSE} , 79, 83
- 3873 No R_{SENSE} , 200kHz Boost/Flyback/SEPIC DC/DC Controller, 78, 83, 99, 101
- 3900 Synchronous Driver for Forward Converter, 100
- 3901 Synchronous Driver for Push-Pull Converters, 100
- 4001 2A Synchronous Buck Li-Ion Charger, 95, 97
- 4002 2A, Stand-Alone Buck Li-Ion Battery Charger Controller, 1 or 2 Cells, 95
- 4006 4A, Stand-Alone Sync Buck Li-Ion Charger Controller, 2 to 4 Cells, 95
- 4007 4A, Stand-Alone Sync Buck Li-Ion Charger Controller, 3 to 4 Cells, 95, 97
- 4008 4A, Sync High Efficiency Multichemistry Charger Controller, 93, 95, 97
- 4009 Multi-Chemistry Sync Buck Charger Controller, V_{OUT} Range: 3V to 28V, 93
- 4010 2A NiCd/NMH Sync Charger Controller, Up To 16 Cells, 93
- 4011 2A NiCd/NMH Sync Charger Controller, Up To 16 Cells, 93
- 4050 Li-Ion Linear Charger Controller with Thermistor Interface, 95, 97
- 4052 Li-Ion Battery Pulse Charger, 94
- 4053 USB Linear Li-Ion Charger with C/10 Termination, 94
- 4054 800mA Linear Li-Ion Charger without Trickle Charge, 93, 94
- 4055 USB Power Manager and Linear Li-Ion Charger, 94, 96, 97
- 4056 700mA Linear Li-Ion Charger Controller with Current Limit, 94
- 4057 800mA Linear Li-Ion Charger without Termination, 94
- 4058 Stand-Alone 950mA Linear Li-Ion Charger in DFN, 94
- 4059 900mA Linear Li-Ion Charger without Termination in DFN, 94
- 4060 2A, Stand-Alone Linear NiMH/NiCd Charger, 93
- 4061 Stand-Alone 1A Linear Li-Ion Charger with Thermistor Input, 94
- 4062 Stand-Alone 1A Linear Li-Ion Charger with Comparator, 94
- 4063 Stand-Alone 1A Li-Ion Charger with Linear Regulator, 94
- 4064 Stand-Alone 1A Linear Li-Ion Charger for Backup Batteries, 94, 97
- 4065 Stand-Alone 750mA (250mA "L" Version) Li-Ion Charger in DFN, Version for 4.4V Batteries, 93, 94
- 4066 USB Power Manager and Li-Ion Charger, 94, 96, 97
- 4067 USB Power Mgr with 13V OVP, 1.25A Charge Current, 94, 96
- 4068 Stand-Alone 950mA Linear Li-Ion Charger, C/x Termination, 94
- 4069 750mA Stand-Alone Li-Ion Charger with NTC Input in DFN, Version for 4.4V Batteries, 94

- 4075 Stand-Alone 950mA Li-Ion Charger in DFN, 94
- 4076 Dual Input 950mA Linear Li-Ion Charger with C/x Termination, 94
- 4077 Dual Input 950mA Linear Li-Ion Charger with C/10 Termination, 94
- 4078 Dual Input 950mA Linear Li-Ion Charger, 94
- 4080 500mA Stand-Alone Li-Ion Charger Plus 300mA Sync Buck, 90, 93
- 4081 500mA Li-Ion Charger with 300mA Sync Buck, 90, 93
- 4085 USB Power Manager, Ideal Diode Controller and 1.2A Li-Ion Charger, 95, 96, 97
- 4088 USB Power Mgr with Sync Buck, Ideal Diode Controller and 1.2A Li-Ion Charger, 90, 94, 96
- 4089 USB Power Mgr with Hi V_{IN} DC/DC Converter, 90, 94, 96, 97
- 4090 Dual Input (USB and 38V) Power Mgr, 1.5A Li-Ion Charger, 90, 95, 96
- 4095 0.95A USB/AC Adapter Linear Li-Ion Charger, NTC, 2x2 DFN, 94
- 4096 Dual Input Stand-Alone Linear Li-Ion Battery Charger, 94
- 4097 Dual Input (USB/ AC Adapter) 1.2A Linear Li-Ion Charger, NTC, 2x3 DFN, 94
- 4098 Dual Input (USB and 38V) Power Mgr, 1.5A Li-Ion Charger, OV Protect, 94, 96
- 4100 4A 2- to 6-Cell Smart-Battery Charger Controller with SMBus Interface, 95, 97
- 4101 4A 1-Cell Li-Ion Smart-Battery Charger Controller with SMBus Interface, 95, 97
- 4110 Multi-Chemistry Battery Backup System Manager with Flyback Charger, 95
- 4150 Coulomb Counter, 50, 97
- 4151 7V to 80V Voltage and Current Monitor, I²C Interface, 50, 108
- 4210 Low Voltage Hot Swap Controller in SOT-23, 102, 104
- 4211 Hot Swap Controller with Active Limit, 102, 104
- 4212 Hot Swap Controller with Power Up Timer, 102, 104
- 4213 No R_{SENSE} Elec. Circuit Breaker, 102, 104
- 4214 Negative Hot Swap Controller in MSOP, 102, 104
- 4215 Hot Swap Controller with I²C Monitoring, 102, 104
- 4216 Low Voltage Hot Swap Controller, 102, 104
- 4217 2.9V to 26.5V 2A Hot Swap Controller with Integrated FET and R_{SENSE} , 102, 104
- 4218 2.9V to 26.5V Hot Swap Controller, 102, 104
- 4220 Dual Pos/Neg Hot Swap Controller, 102, 104
- 4221 Dual Hot Swap Controller, 102, 104
- 4222 Dual Hot Swap Controller with I²C Monitoring, 102, 104
- 4223 Dual Supply Hot Swap Controller for AMC, 102, 104
- 4230 Triple Hot Swap Controller, 103, 104
- 4240 CPCI Hot Swap Controller with I²C, 103, 104, 105
- 4241 PCI Hot Swap Controller with 3.3V AUX, 103, 104, 105
- 4242 Dual Slot PCI Express Hot Swap Controller, 103, 105
- 4244 Compact PCI Hot Swap Controller, 103, 104, 105
- 4245 Compact PCI/PCI Express Hot Swap Controller with I²C Monitoring, 103, 104, 105
- 4250 -48V Hot Swap Controller, 102, 103
- 4251 -48V Hot Swap in SOT-23, 102, 103
- 4252 -48V Hot Swap in MSOP, 102, 103
- 4253 -48V Hot Swap with Sequencer, 102, 103
- 4254 Hot Swap Controller with Open Circuit Detect, 102, 103
- 4255 Quad Network Power Controller
- 4256 Hot Swap Controller, +48V, 102, 103
- 4257 PoE PD Interface Controller, 300mA I_{LIMIT} , 105
- 4258 Quad PoE Controller with Detection, 105
- 4259 Quad Powered Ethernet with AC Disconnect, 105
- 4260 48V Hot Swap Controller with I²C ADC, 102, 103
- 4261 -48V Hot Swap Controller with I²C ADC, 102, 103
- 4263 1-Ch PoE PSE Controller with Internal Switch, 105
- 4264 PoE PD Interface Controller, 750mA I_{LIMIT} , 105
- 4267 PoE PD Interface with Integrated Switching Regulator, 105
- 4268 35W PoE PD with Sync No-Opto Flyback Controller, 105
- 4300 2-Wire Bus Buffer, 132
- 4301 Supply Independent I²C Bus Buffer, 132
- 4302 Addressable 2-Wire Bus Buffer, 132
- 4303 I²C Bus Buffer with Stuck Bus Recovery, 132
- 4304 I²C Bus Buffer with Stuck Bus Recovery, 132
- 4305 2:1 I2C MUX and Bus Buffer, 132
- 4306 4:1 I2C MUX and Bus Buffer, 132
- 4307 50mV Offset I²C Bus Buffer with Stuck Bus Recovery, "-1" Targets HDMI DDC Bus, 132
- 4308 200mV Offset I²C Bus Buffer with Stuck Bus Recovery, 132
- 4309 50mV Offset I²C Bus Buffer with Stuck Bus Recovery, Fault Flag, 132
- 4311 1.6V to 5.5V I²C/SMBus Accelerator, 132
- 4350 Hot Swappable Load Share Controller, 98
- 4351 MOSFET Diode-OR Controller, 98
- 4354 -48V Ideal Diode-OR Controller, 98
- 4355 80V Dual Ideal Diode-OR Controller with Monitoring, 98
- 4356 Overvoltage Protection Regulator/Inrush Current Limiter, 102, 103
- 4357 80V Ideal Diode-OR Controller, 98
- 4400 RF Power Detector and Controller, 135
- 4401 RF Power Detector and Controller, 135
- 4402 Single/Dual RF Power Controller for EDGE/TDMA, 450kHz Loop BW, 135
- 4403 Single/Dual RF Power Controller for GSM/GPRS/EDGE, 250kHz Loop BW, 135
- 4410 USB Power Manager, 97
- 4411 2.6A Low Loss Ideal Diode, 97, 98
- 4412 Low Loss PowerPath Controller in ThinSOT, 97, 98
- 4413 Dual 2.6A Low Loss Ideal Diode, 97, 98
- 4414 36V, Low Loss PowerPath Controller, 97, 98
- 4416 36V Dual PowerPath Controller, 97, 98
- 4430 Secondary-Side Optocoupler Driver, 101
- 4440 High and Low-Side Driver, 98, 100
- 4441 25V 6A N-Channel MOSFET Driver, 98
- 4442 38V 5A Sync N-Channel FET Driver, 99
- 4443 38V 5A Sync N-Channel FET Driver with Internal Schottky Diode, 99
- 4444 100V 3A Sync N-Channel FET Driver, 99
- 4555 SIM Power Supply in QFN Package, 131
- 4556 Smart Card Interface with Serial Control, 131
- 4557 SIM Power Supply in QFN Package, 131
- 4558 Dual SIM Power Supply and Interface, 131
- 4600 10A Step-Down DC/DC μ Module, 91
- 4601 12A Step-Down DC/DC μ Module with PLL, Tracking, 91
- 4602 6A Step-Down DC/DC μ Module, V_{IN} =4.5V to 28V, 91
- 4603 6A Step-Down DC/DC μ Module with PLL, Tracking, V_{IN} =4.5V to 28V, 91
- 4604 4A Low V_{IN} (2.25V to 5.5V) Step-Down DC/DC μ Module, 91
- 4605 5A Step-Down DC/DC μ Module, V_{IN} =4.5V to 20V, 91
- 4606 5A Low Noise Step-Down DC/DC μ Module, V_{IN} =4.5V to 28V
- 4607 5A Step-Down DC/DC μ Module, V_{IN} =4.5V to 36V, 91
- 4608 8A Low V_{IN} (2.25V to 5.5V) Step-Down DC/DC μ Module, 91
- 5100 3.125Gbps VCSEL Laser Driver, 136
- 5500 Low Voltage RF Receiver Front End, 134
- 5502 400MHz Quadrature Demodulator, 135
- 5503 1.2GHz to 2.7GHz Quadrature Modulator and Mixer, 135
- 5504 800MHz to 2.7 GHz Log RF Detector, 134
- 5505 300MH to 3.5GHz RF Power Detector, 134
- 5506 17MHz Demodulator withVGA, 135
- 5507 100kHz to 1GHz RF Power Detector, 134
- 5508 7GHz RF Power Detector, 134
- 5509 300MHz to 3GHz RF Power Detector, 134
- 5511 3GHz High Linearity Upconverting Mixer, 134
- 5512 1MHz to 3GHz High Linearity Downconverting Mixer, 134
- 5514 Low Distortion IF Amp/ADC Driver with Gain Control, 7, 18, 21, 31, 136
- 5515 1.5GHz to 2.5GHz Quadrature Demodulator, 135
- 5516 800MHz to 1.5GHz Quadrature Demodulator, 135
- 5517 40MHz to 900MHz Quadrature Demodulator, 135
- 5518 1.5GHz to 2.4GHz High Linearity I/Q Modulator, 135
- 5519 700MHz to 1.4GHz Upconverting Mixer with Balun, 134
- 5520 1.5GHz to 2.3GHz Upconverting mixer with Balun, 134
- 5521 10MHz to 3.7GHz Very High Linearity Upconverting Mixer, 134
- 5522 600MHz to 2.7GHz Downconverting Mixer with Balun, 134
- 5524 Low Power IF Amp/ADC Driver with Gain Control, 7, 18, 21, 31, 136
- 5525 2.5GHz Low Power Downconverting Mixer with Balun, 134
- 5526 2GHz Low Power Downconverting Mixer, 134
- 5527 400MHz to 3.7GHz Downconverting Mixer with Balun, 134
- 5528 2GHz Direct Quadrature Modulator, 135
- 5530 300MHz to 7GHzRF Detector with V_{OS} Adj., SHDN, 134
- 5531 300MHz to 7GHzRF Detector with Gain Adj., SHDN, 134
- 5532 300MHz to 7GHz RF Power Detector, 134
- 5533 Dual 300MHz to 11GHz RF Power Detector, 134
- 5534 3GHz Log Amp RF Detector, 134
- 5535 RF Power Detector with 12MHz BW, 134
- 5536 RF Power Detector with Comparator, 134
- 5537 1GHz 83dB Dynamic Range RF Log Detector, 134
- 5546 40MHz to 500MHz VGA and I/Q Demodulator, 135
- 5554 1GHz High Dynamic Range Digitally Controlled IF VGA/ADC Driver, 7, 21, 136
- 5557 400MHz to 3.8GHz 3.3V High Linearity Downconverting Mixer with Balun, 134
- 5558 900MHz High Linearity Direct I/Q Modulator, 135
- 5560 50kHz to 4GHz Low Power Active Mixer, 134

COMPLETE PRODUCT INDEX

Amps, Refs,
Filters, Comps

Power
Management

Data
Conversion

Interface

High
Frequency

Reference
Material
PRODUCT INDEX

5568	700MHz to 1.05GHz High Linearity Direct I/Q Modulator, 135	6207	Quad 3V 100MHz Video Op Amp, 8, 20, 24, 26, 34, 39, 49	6554	650MHz Fixed Gain of 1 Triple Video Amp, 8, 20, 27, 38, 46
5570	40MHz to 2.7GHz Mean-Squared Power Detector, 134	6210	3V R-to-R CFA with Programmable Supply Current, 8, 18, 24, 31, 36, 42, 45, 46	6555	650MHz, 2:1 Mux'ed Triple Video Amp, Av = 2, 8, 20, 27, 38, 46
5571	620MHz to 1.1GHz High Linearity Direct I/Q Modulator, 135	6211	Dual 3V R-to-R CFA with Programmable Supply Current, 8, 19, 24, 32, 37, 43, 46, 48	6556	750MHz, 2:1 Mux'ed Triple Video Amp, Av = 1, 8, 20, 27, 38, 46
5572	1.5GHz to 2.5GHz High Linearity Direct I/Q Modulator, 135	6220	60MHz Low Power R-to-R In/Out Precision OA, 8, 11, 16, 19, 23, 25, 26, 29, 31, 36, 42, 47	6557	500MHz, 2200V/ μ s Av=2, Triple Video Amp, 8, 20, 27, 38, 43, 46
5575	800MHz to 2.7GHz High Linearity Direct I/Q Demodulator, 135	6221	Dual 60MHz Low Power R-to-R In/Out Precision OA, 8, 12, 16, 20, 23, 25, 26, 30, 33, 38, 43, 48	6558	500MHz, 2200V/ μ s Av=1, Triple Video Amp, 8, 24, 27, 33, 46
5579	1.5GHz to 3.8GHz High Linearity Upconverting Mixer, 134	6222	Quad 60MHz Low Power R-to-R In/Out Precision OA, 8, 13, 17, 21, 24, 25, 26, 30, 34, 39, 49	6559	Low Cost 5V \pm 5V 300MHz Triple Video Amp, 8, 20, 24, 25, 27, 38, 46
6000	13 μ A 50kHz 1.8V R-to-R I/O Op Amp, 7, 14, 16, 28, 32, 40, 42	6230	215MHz or 1.45GHz (Decomped) Ultralow Noise Low Power Op Amp, 8, 11, 18, 22, 25, 31, 35, 42, 47	6600	Differential Driver Family with 2.5MHz to 20MHz LP Filter, 8, 19, 22, 31, 32, 36, 37, 42, 50, 58, 136
6001	Dual 13 μ A 60kHz 1.8V R-to-R I/O Op Amp, 7, 16, 29, 33, 41, 43	6231	Dual 215MHz Ultralow Noise Low Power Op Amp, 8, 12, 19, 23, 25, 32, 37, 43, 48	6650	μ Power, 400mV Reference with Buffer Amp, 51, 56, 57
6002	Quad 13 μ A 60kHz 1.8V R-to-R I/O Op Amp, 7, 17, 30, 34, 41, 43	6232	Quad 215MHz Ultralow Noise Low Power Op Amp, 8, 13, 20, 23, 25, 34, 38, 49	6652	Precision 5ppm/ $^{\circ}$ C Drift Low Noise Buffered Reference, 51, 52, 53, 54, 57
6003	1 μ A 2kHz 1.6V R-to-R I/O Op Amp, 7, 11, 14, 16, 28, 32, 39, 43, 44, 48	6233	60MHz or 375MHz (Decomped) Ultralow Noise Low Power Op Amp, 8, 11, 18, 19, 22, 23, 25, 31, 35, 42, 47	6660	Micropower Precision Series Reference in 2 \times 2 DFN, 52, 53, 54, 55, 56
6004	Dual 1 μ A 2kHz 1.6V R-to-R I/O Op Amp, 7, 12, 15, 16, 29, 33, 40, 43, 44, 49	6234	Dual 60MHz Ultralow Noise Low Power Op Amp, 8, 12, 20, 23, 25, 33, 37, 43, 48	6700	μ Power Dual Comparator + 400mV Ref, 57, 59, 60, 97, 106
6005	Quad 1 μ A 2kHz 1.6V R-to-R I/O Op Amp, 7, 15, 17, 30, 34, 41, 43, 45, 49	6235	Quad 60MHz Ultralow Noise Low Power Op Amp, 8, 13, 21, 24, 25, 34, 38, 49	6702	μ Power Dual Comparator, 59
6010	μ Power 330kHz Precision R-to-R Output OA, 7, 10, 14, 29, 36, 40, 42, 48	6240	18MHz, CMOS, Low Noise, pA I _{BIAS} Op Amp, 9, 11, 14, 19, 31, 36, 39, 42, 44	6703	μ Power Single Comparator + 400mV Ref, 57, 59, 60
6011	Dual μ Power 350kHz Precision R-to-R Output OA, 8, 12, 15, 30, 33, 38, 41, 43, 49	6241	Dual 18MHz, CMOS, Low Noise, pA I _{BIAS} Op Amp, 9, 12, 15, 20, 33, 37, 40, 43, 44	6800	Zero-Drift R-to-R Input/Output Inst Amplifier, 100 μ V Offset, 10, 11, 14, 16, 17, 32, 40, 42, 44
6012	Quad μ Power 350kHz Precision R-to-R Output OA, 8, 12, 15, 30, 34, 39, 41, 49	6242	Quad 18MHz, CMOS, Low Noise, pA I _{BIAS} Op Amp, 9, 13, 15, 21, 34, 38, 41, 43, 45	6900	Low Power 1kHz - 20MHz Oscillator, 60
6013	μ Power 1.4MHz Precision R-to-R Output OA, Av \geq 5, 8, 10, 14, 29, 36, 40, 42, 48	6244	Dual 50MHz, CMOS pA I _{BIAS} Op Amp, 9, 12, 15, 16, 20, 23, 25, 33, 37, 40, 43, 44	6902	Multiphase 5kHz - 20MHz Oscillator with Spread Spectrum, 60
6014	Dual μ Power 1.4MHz Precision R-to-R Output OA, Av \geq 5, 8, 12, 15, 30, 33, 38, 41, 43, 49	6300	Dual 500mA OA/DSL Line Driver, 8, 19, 23, 37, 45	6903	1KHz - 68MHz SPI Programmable Oscillator, 60
6078	Dual 750kHz Micropower Precision CMOS OA, I _{BIAS} = 1pA, 9, 11, 14, 16, 29, 33, 38, 40, 43, 44	6301	Dual ADSL CO Line Driver, 8, 20, 24, 38, 46	6904	1KHz - 68MHz I ² C Programmable Oscillator, 60
6079	Quad 750kHz Micropower Precision CMOS OA, I _{BIAS} = 1pA, 9, 12, 15, 16, 30, 34, 39, 41, 43, 45	6400	1.8GHz Low Noise/Distortion Differential ADC Driver, for 300MHz IF, 9, 17, 21, 22, 31, 35, 136	6905	17MHz to 170MHz Resistor Programmable Oscillator, 4 Fixed Frequency Versions, 60
6081	Dual 3.6MHz Precision RRIO CMOS OA, 1pA I _{BIAS} , 9, 12, 14, 16, 30, 33, 38, 40, 43, 44	6401	1.3GHz Low Noise/Distortion Differential ADC Driver, for 140MHz IF, 9, 10, 17, 18, 21, 22, 31, 35, 136	6906	Low Power 10kHz - 1MHz Resistor Programmable Oscillator, 60
6082	Quad 3.6MHz Precision RRIO CMOS OA, 1pA I _{BIAS} , 9, 12, 15, 16, 30, 34, 39, 41, 43, 45	6402	300MHz 14-/12-Bit ADC Driver/Differential Amp, 8, 18, 22, 31, 35, 136	6907	Low Power 40kHz - 4MHz Resistor Programmable Oscillator, 60
6084	Dual 1.5MHz, CMOS, RRIO, pA I _{BIAS} Op Amp, 9, 14, 16, 30, 33, 40, 43, 44	6403	250MHz Low Noise, Low Power Differential. Op Amp/ADC Driver, 10, 18, 22, 35, 136	6908	50kHz to 10MHz Resistor Programmable Oscillator with Spread Spectrum, 60
6085	Quad 1.5MHz, CMOS, RRIO, pA I _{BIAS} Op Amp, 9, 15, 17, 30, 34, 41, 43, 45	6404	600MHz Low Noise/Distortion DIFF ADC Driver, 10, 18, 21, 22, 31, 35, 136	6910	SOT-23 Digitally Controlled PGA, 10, 19, 26, 31, 36, 42, 44, 50
6087	Dual 14MHz RRIO CMOS OA, 40pA I _{BIAS} , 9, 14, 16, 33, 40, 43, 44	6410	1.4GHz Low Noise/Distortion DIFF ADC Driver, Configurable R _{IN} , 10, 18, 21, 22, 31, 35, 136	6911	Dual Digitally Controlled PGA, 10, 20, 26, 33, 38, 44, 50
6088	Quad 14MHz RRIO CMOS OA, 40pA I _{BIAS} , 9, 15, 17, 34, 41, 43, 45	6411	650MHz, 3300V/ μ s CFA/ADC Driver with Programmable Gain of 1, 2 or -1, 8, 19, 21, 23, 24, 37, 46, 136	6912	Dual Digitally Controlled PGA with SPI Interface, 10, 20, 26, 33, 38, 43, 50
6100	Gain Selectable High-Side Current Sense Amp, 8, 11, 29, 32, 42, 44, 50	6420	Dual Matched 1.8GHz Fixed Gain Differential. Op Amp/ADC Driver, 10, 19, 22, 23, 32, 37, 136	6915	Zero-Drift R-to-R Precision Inst Amp with PGA, 10, 13, 14, 16, 17, 32, 40, 42, 44
6101	60V High Side Current Sense Amplifier, 9, 11, 29, 32, 42, 44, 50	6421	Dual Matched 1.3GHz Fixed Gain Differential Op Amp/ADC Driver, 10, 19, 22, 23, 32, 37, 136	6943	Instrumentation Switched Cap Bldg Block
6102	Precision Zero Drift High Side Current Sense, 9, 50	6550	3.3V Triple 110MHz Video Buffer, 8, 20, 27, 33, 38	7510	Digital DC/DC Controller with PMBus Interface, 89
6103	Dual 60V High Side Current Sense Amplifier, 9, 12, 30, 44, 50	6551	3.3V Quad 110MHz Video Buffer, 8, 20, 27, 34, 39	7541	12-Bit Parallel, MDAC, 122, 126
6104	60V Bi-Directional High Side Current Sense Amplifier, 9, 11, 29, 50	6552	3.3V Single Supply Video Differential Amp, 8, 18, 23, 28, 31, 42, 47	7543	12-Bit Serial, MDAC, 122, 126
6105	Rail-to-Rail Input (-0.3V to 44V) Current Sense Amplifier, 8, 9, 28, 50	6553	650MHz Gain of 2 Triple Video Amp, 8, 20, 27, 38, 46	7545	12-Bit Parallel Input Buffered MDAC, 122, 126
6106	Low Cost 36V High Side Current Sense Amplifier, 8, 9, 50			8020	200mA 36V Step-Down DC/DC μ Module, 91
6107	High Temperature 2.7V to 36V High Side Current Sense Amp, 50			8021	0.5A 40V Step-Down DC/DC μ Module, 91
6200	165MHz, Ultralow Noise, R-to-R OA, 8, 16, 18, 22, 23, 26, 31, 35, 42, 45, 47			8022	1A 36V Step-Down DC/DC μ Module, 91
6201	Dual 165MHz, Ultralow Noise, R-to-R OA, 8, 16, 19, 23, 26, 33, 37, 43, 46, 48			8023	2A 36V Step-Down DC/DC μ Module, 91
6202	100MHz, Low Noise, Low Power OA, 8, 11, 16, 18, 23, 25, 26, 31, 35, 42, 47			8043	12-Bit Serial, MDAC, 122, 126
6203	Dual 100MHz, Low Noise, Low Power OA, 8, 12, 16, 20, 23, 25, 26, 33, 37, 43, 48			8143	12-Bit Serial, MDAC, 122, 126
6204	Quad 100MHz, Low Noise, Low Power OA, 8, 13, 17, 20, 24, 25, 26, 34, 38, 49			9001	16-Bit IF-to-Baseband Receiver Subsystem, 127
6205	3V 100MHz Video Op Amp, 8, 18, 23, 25, 31, 36, 42, 47				
6206	Dual 3V 100MHz Video Op Amp, 8, 20, 23, 25, 33, 37, 48				

Amplifiers, References, Filters, Comparators, Oscillators, RMS-to-DC	2
Amplifiers	2
Op Amps Numeric Order.....	4
Precision.....	10
Precision Zero Drift.....	13
Precision Low Bias Current.....	14
Precision Rail-to-Rail.....	16
Instrumentation.....	17
High Speed.....	17
High Speed ADC Drivers.....	21
High Speed Voltage Feedback Amplifiers.....	22
High Speed Current Feedback Amplifiers.....	24
High Speed Low Power.....	25
High Speed Rail-to-Rail.....	26
Video RGB Amplifiers.....	27
Video Multiplexer Products.....	27
Video Difference Amplifiers.....	28
Over-The-Top [®] Amplifiers.....	28
Low Power (<1mA/Amplifier).....	28
Single Supply.....	31
Low Noise.....	35
Low BIAS Current.....	39
SOT-23 and DFN.....	42
High Temperature Op Amps (-40°C to 125°C).....	44
High Output Drive.....	45
C-Load.....	46
Special Function Amplifiers	50
Current Sense Amplifiers.....	50
Programmable Gain Amplifiers.....	50
Gain Selectable Amplifiers.....	50
Differential Amplifiers with Integrated Filter.....	50
References	51
References.....	51
High Temperature References.....	57
References Plus Amplifier or Comparator.....	57
Filters	57
Comparators	59
High Speed Comparators.....	59
Micropower Comparators.....	59
Application Specific Comparators.....	60
Silicon Oscillators	60
RMS-to-DC Conversion	60
Power Management	61
Linear Regulators (LDOs)	64
Switching Regulators	62
Monolithic Buck (Step-Down).....	65
High Voltage Monolithic Buck.....	68
Micropower Buck.....	73
Buck Controllers (Step-Down).....	70

Micropower Buck Controllers.....	70
PolyPhase [®] DC/DC Controllers.....	73
Active Bus Terminators.....	74
Digitally Programmable CPU Core Power.....	74
Monolithic Boost (Step-Up).....	75
Micropower Boost Regulators.....	77
Boost Controllers (Step-Up).....	78
Inverters.....	79
Multiple Output Step-Down.....	80
Multiple Output Boost/Inverters.....	82
Buck-Boost.....	82
SEPIC.....	83
CCFL Backlight and LCD Bias.....	84
Xenon Photo Flash and Supercapacitor Chargers.....	86
High Temperature Power Supplies.....	88
Digital Power DC/DC Controllers.....	88
Power Management ICs, (PMICs)	89
µModule[™] DC/DC Converters	91
Charge Pump DC/DC Converters	92
Step-Up, Inverting.....	92
Step-Down & Buck Boost.....	92
Unregulated & GaAs FET Supplies.....	93
LED Drivers	85
Boost LED Drivers.....	85
Charge Pump LED Drivers.....	85
Buck High Current LED Drivers.....	85
High Current LED Drivers for Photo Flash/Torch Lighting.....	85
Ultralow Noise Regulators	87
Battery Chargers (All)	93
Battery Chargers with Power Managers.....	96
Battery Chargers PMICs.....	96
Battery Charger Support Functions.....	97
Battery Chargers - 4.1V Float Voltage.....	97
Power Control	98
PowerPath [™] Controllers.....	98
High Side Switches and MOSFET Drivers.....	98
PCMCIA Switches.....	99
Bridge Drivers.....	99
Controllers for Isolated Supplies	99
24V/48V DC/DC Controllers.....	99
Optocoupler Driver.....	101
PWM Controllers.....	101
Offline Controllers/Power Factor Correction.....	101
Hot Swap[™] (ALL)	102
High Voltage Hot Swap.....	103
Low Voltage Hot Swap.....	104
PCI Hot Swap.....	105
PoE Controllers.....	105
System Monitoring and Control	105
µP Supervisor.....	105
Pushbutton Controllers.....	107
Trackers and Sequencers.....	107
Power Monitors.....	108

Data Conversion	109
ADCs (All)	110
General Purpose ADCs.....	115
High Speed ADCs.....	117
No Latency Delta-Sigma [™] ADCs.....	119
DACs (All)	121
High Speed DACs.....	123
Voltage Output DACs.....	123
Current Output DACs.....	126
Special Function DACs.....	126
Mixed Signal Modules.....	127
MUXes and Switches	127
Interface	128
RS232.....	129
RS422/RS485.....	130
SIM Interface.....	131
Multiprotocol.....	131
Multiprotocol Kits.....	132
I ² C and Bus Buffers.....	132
High Frequency	133
RF Power Detectors.....	134
Upconverting & Downconverting Mixers.....	134
Quadrature Modulators & Demodulators.....	135
Power Amplifier Controllers.....	135
High Speed ADC Drivers II.....	136
VCSEL Laser Diode Driver.....	136
Radiation Hardened (RH)	138
Reference Material	140
General Information.....	141
Application Notes.....	143
Design Notes.....	151
Package Cross Reference.....	155
Top Markings.....	158
Package Rail and Reel Counts.....	168
Thermal Resistance Table.....	170
Data Conversion Values.....	171
Standard 1% and 5% Resistor Values.....	171
Passive Suppliers.....	172
Complete Product Index.....	173

Information furnished by Linear Technology Corporation is believed to be accurate and reliable. However, no responsibility is assumed for its use. Linear Technology Corporation makes no representation that the interconnection of its circuits as described herein will not infringe on existing patent rights.

LIFE SUPPORT POLICY

LINEAR'S PRODUCTS ARE NOT AUTHORIZED FOR USE AS CRITICAL COMPONENTS IN LIFE SUPPORT DEVICES OR SYSTEMS WITHOUT THE EXPRESS WRITTEN APPROVAL OF THE PRESIDENT OF LINEAR TECHNOLOGY CORPORATION. As used herein:

- Life support devices or systems are devices or systems which (1) are intended for surgical implant into the body, or (2) support or sustain life and whose failure to perform when properly used in accordance with instructions for use provided in the labeling can be reasonably expected to result in a significant injury to the user.*
- A critical component is any component in a life support device or system whose failure to perform can be reasonably expected to cause the failure of the life support device or system or to affect its safety or effectiveness.*

Sales Offices

NORTH AMERICA

NORTHERN CALIFORNIA / NEVADA

Bay Area

720 Sycamore Dr.
Milpitas, CA 95035
Tel: (408) 428-2050
Fax: (408) 432-6331

Sacramento / Nevada

2260 Douglas Blvd., Ste. 280
Roseville, CA 95661
Tel: (916) 787-5210
Fax: (916) 787-0110

PACIFIC NORTHWEST

Denver

7007 Winchester Cir., Ste. 130
Boulder, CO 80301
Tel: (303) 926-0002
Fax: (303) 530-1477

Portland

5005 SW Meadows Rd., Ste. 410
Lake Oswego, OR 97035
Tel: (503) 520-9930
Fax: (503) 520-9929

Salt Lake City

Tel: (801) 731-8008

Seattle

2018 156th Ave. NE, Ste. 100
Bellevue, WA 98007
Tel: (425) 748-5010
Fax: (425) 748-5009

SOUTHWEST AREA

Los Angeles

21243 Ventura Blvd., Ste. 238
Woodland Hills, CA 91364
Tel: (818) 703-0835
Fax: (818) 703-0517

Orange County

15375 Barranca Pkwy., Ste. A-213
Irvine, CA 92618
Tel: (949) 453-4650
Fax: (949) 453-4765

Phoenix

2085 E. Technology Cir., Ste. 101
Tempe, AZ 85284
Tel: (480) 777-1600
Fax: (480) 838-1104

San Diego

5090 Shoreham Place, Ste. 110
San Diego, CA 92122
Tel: (858) 638-7131
Fax: (858) 638-7231

CENTRAL AREA

Chicago

2040 E. Algonquin Rd., Ste. 512
Schaumburg, IL 60173
Tel: (847) 925-0860
Fax: (847) 925-0878

Cleveland

7550 Lucerne Dr., Ste. 106
Middleburg Heights, OH 44130
Tel: (440) 239-0817
Fax: (440) 239-1466

Columbus

Tel: (614) 488-4466

Detroit

39111 West Six Mile Road
Livonia, MI 48152
Tel: (734) 779-1657
Fax: (734) 779-1658

Indiana

Tel: (317) 581-9055

Iowa

Tel: (319) 393-5763

Kansas

Tel: (913) 829-8844

Minneapolis

7805 Telegraph Rd., Ste. 225
Bloomington, MN 55438
Tel: (952) 903-0605
Fax: (952) 903-0640

Wisconsin

Tel: (262) 859-1900

NORTHEAST AREA

Boston

15 Research Place
North Chelmsford, MA 01863
Tel: (978) 656-4750
Fax: (978) 656-4760

Connecticut

Tel: (860) 228-4104

Philadelphia

3220 Tillman Dr., Ste. 120
Bensalem, PA 19020
Tel: (215) 638-9667
Fax: (215) 638-9764

SOUTHEAST AREA

Atlanta

Tel: (770) 888-8137

Austin

8500 N. Mopac, Ste. 603
Austin, TX 78759
Tel: (512) 795-8000
Fax: (512) 795-0491

Dallas

17000 Dallas Pkwy., Ste. 200
Dallas, TX 75248
Tel: (972) 733-3071
Fax: (972) 380-5138

Fort Lauderdale

Tel: (954) 473-1212

Houston

1080 W. Sam Houston Pkwy.,
Ste. 225
Houston, TX 77043
Tel: (713) 463-5001
Fax: (713) 463-5009

Huntsville

Tel: (256) 881-9850

Orlando

Tel: (407) 688-7616

Raleigh

15100 Weston Pkwy., Ste. 202
Cary, NC 27513
Tel: (919) 677-0066
Fax: (919) 678-0041

Tampa

Tel: (813) 634-9434

CANADA

Calgary, AB

Tel: (403) 455-3577

Montreal, QC

Tel: (450) 689-2660

Ottawa, ON

Tel: (613) 421-3090

Toronto, ON

Tel: (440) 239-0817

Vancouver, BC

Tel: (604) 729-1204

ASIA

AUSTRALIA / NEW ZEALAND

Linear Technology Corporation

133 Alexander Street
Crows Nest NSW 2065
Australia
Tel: +61 (0)2 9432 7803
Fax: +61 (0)2 9439 2738

CHINA

Linear Technology Corp. Ltd.

Unit 1503-04, Metroplaza Tower 2
223 Hing Fong Road
Kwai Fong, N.T., Hong Kong
Tel: +852 2428-0303
Fax: +852 2348-0885

Linear Technology Corp. Ltd.

Room 2701, City Gateway
No. 398 Cao Xi North Road
Shanghai, 200030, PRC
Tel: +86 (21) 6375-9478
Fax: +86 (21) 5465-5918

Linear Technology Corp. Ltd.

Room 816, 8/F
China Electronics Plaza B
No. 3 Dan Ling Rd., Hai Dian
District
Beijing, 100080, PRC
Tel: +86 (10) 6801-1080
Fax: +86 (10) 6805-4030

Linear Technology Corp. Ltd.

Room 2604, 26/F
Excellence Times Square Building
4068 YiTian Road, Futian District
Shenzhen, 518048, PRC
Tel: +86 755-8236-6088
Fax: +86 755-8236-6008

JAPAN

Linear Technology KK

8F Shuwa Kioicho Park Bldg.
3-6 Kioicho Chiyoda-ku
Tokyo, 102-0094, Japan
Tel: +81 (3) 5226-7291
Fax: +81 (3) 5226-0268

Linear Technology KK

6F Kearny Place Honmachi Bldg.
1-6-13 Awaza, Nishi-ku
Osaka-shi, 550-0011, Japan
Tel: +81 (6) 6533-5880
Fax: +81 (6) 6543-2588

Linear Technology KK

7F, Sakuradori Ohtsu KT Bldg.
3-20-22 Marunouchi, Naka-ku
Nagoya-shi, 460-0002, Japan
Tel: +81 (52) 955-0056
Fax: +81 (52) 955-0058

KOREA

Linear Technology Korea Co., Ltd.

Yundang Building, #1002
Samsung-Dong 144-23
Kangnam-Ku, Seoul 135-090,
Korea
Tel: +82 (2) 792-1617
Fax: +82 (2) 792-1619

SINGAPORE

Linear Technology Pte. Ltd.

507 Yishun Industrial Park A
Singapore 768734
Tel: +65 6753-2692
Fax: +65 6752-0108

TAIWAN

Linear Technology Corporation

8F-1, 77, Nanking E. Rd., Sec. 3
Taipei, Taiwan
Tel: +886 (2) 2505-2622
Fax: +886 (2) 2516-0702

EUROPE

FINLAND

Linear Technology AB

Teknobulevardi 3-5
P.O. Box 35
FIN-01531 Vantaa
Finland
Tel: +358 (0)9 2517 8200
Fax: +358 (0)9 2517 8201

FRANCE

Linear Technology S.A.R.L.

Parc Tertiaire Silic
2 Rue de la Couture, BP10217
94518 Rungis Cedex
France
Tel: +33 (1) 56 70 19 90
Fax: +33 (1) 56 70 19 94

GERMANY

Linear Technology GmbH

Osterfeldstrasse 84, Haus C
D-85737 Ismaning
Germany
Tel: +49 (89) 962455-0
Fax: +49 (89) 963147

Linear Technology GmbH

Haselburger Damm 4
D-59387 Ascheberg
Germany
Tel: +49 (2593) 9516-0
Fax: +49 (2593) 951679

Linear Technology GmbH

Jesinger Strasse 65
D-73230 Kirchheim/Teck
Germany
Tel: +49 (0)7021 80770
Fax: +49 (0)7021 807720

ITALY

Linear Technology Italy Srl

Orione 3, C.D. Colleoni
Via Colleoni, 17
I-20041 Agrate Brianza (MI)
Italy
Tel: +39 039 596 5080
Fax: +39 039 596 5090

SWEDEN

Linear Technology AB

Electrum 204
Isafjordsgatan 22
SE-164 40 Kista
Sweden
Tel: +46 (8) 623 16 00
Fax: +46 (8) 623 16 50

UNITED KINGDOM

Linear Technology (UK) Ltd.

3 The Listons, Liston Road
Marlow, Buckinghamshire
SL7 1FD
United Kingdom
Tel: +44 (1628) 477066
Fax: +44 (1628) 478153



Linear Technology Corporation

1630 McCarthy Blvd., Milpitas, CA 95035-7417

1-800-4-LINEAR • 408-432-1900 • 408-434-0507 (Fax)

www.linear.com