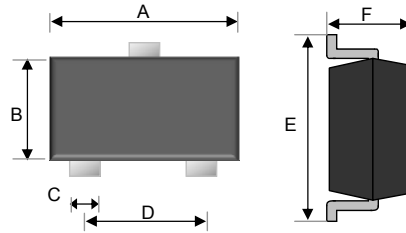
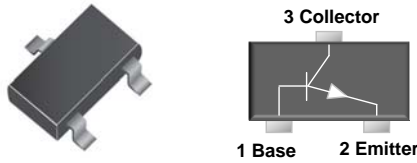


Small Signal Transistor

SOT-23



Features

- ✧ Epitaxial planar die construction
- ✧ Surface device type mounting
- ✧ Moisture sensitivity level 1
- ✧ Matte Tin(Sn) lead finish with Nickel(Ni) underplate
- ✧ Pb free version and RoHS compliant
- ✧ Green compound (Halogen free) with suffix "G" on packing code and prefix "G" on date code

Mechanical Data

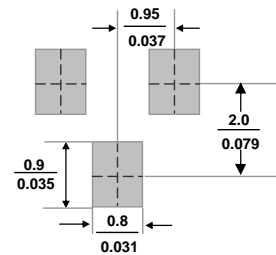
- ✧ Case : SOT- 23 small outline plastic package
- ✧ Terminal: Matte tin plated, lead free., solderable per MIL-STD-202, Method 208 guaranteed
- ✧ High temperature soldering guaranteed: 260°C/10s
- ✧ Weight : 0.008gram (approximately)

Dimensions	Unit (mm)		Unit (inch)	
	Min	Max	Min	Max
A	2.80	3.00	0.110	0.118
B	1.20	1.40	0.047	0.055
C	0.30	0.50	0.012	0.020
D	1.80	2.00	0.071	0.079
E	2.25	2.55	0.089	0.100
F	0.90	1.20	0.035	0.043

Ordering Information

Package	Part No.	Packing	Marking
SOT-23	BC846A RF	3K / 7" Reel	1A
SOT-23	BC846B RF	3K / 7" Reel	1B
SOT-23	BC847A RF	3K / 7" Reel	1E
SOT-23	BC847B RF	3K / 7" Reel	1F
SOT-23	BC847C RF	3K / 7" Reel	1G
SOT-23	BC848A RF	3K / 7" Reel	1J
SOT-23	BC848B RF	3K / 7" Reel	1K
SOT-23	BC848C RF	3K / 7" Reel	1L
SOT-23	BC846A RFG	3K / 7" Reel	1A
SOT-23	BC846B RFG	3K / 7" Reel	1B
SOT-23	BC847A RFG	3K / 7" Reel	1E
SOT-23	BC847B RFG	3K / 7" Reel	1F
SOT-23	BC847C RFG	3K / 7" Reel	1G
SOT-23	BC848A RFG	3K / 7" Reel	1J
SOT-23	BC848B RFG	3K / 7" Reel	1K
SOT-23	BC848C RFG	3K / 7" Reel	1L

Suggested PAD Layout



Maximum Ratings and Electrical Characteristics

Rating at 25°C ambient temperature unless otherwise specified.

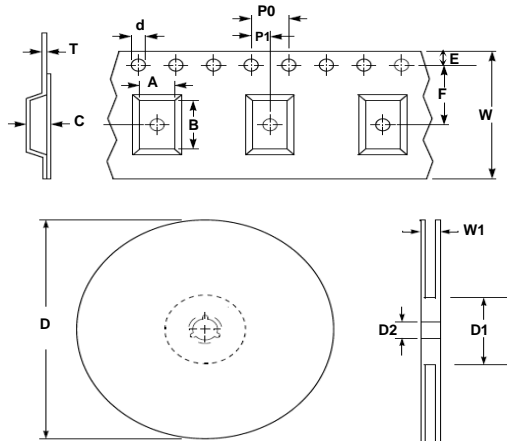
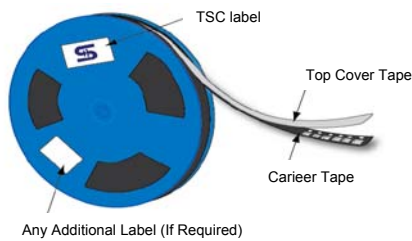
Maximum Ratings

Type Number	Symbol	Value	Units
Power Dissipation	P_D	250	mW
Collector-Base Voltage	BC846	80	V
	BC847	50	
	BC848	30	
Collector-Emitter Voltage	BC846	65	V
	BC847	45	
	BC848	30	
Emitter-Base Voltage	BC846	6	V
	BC847	6	
	BC848	5	
Collector Current	I_C	0.1	A
Junction and Storage Temperature Range	T_J, T_{STG}	-55 to + 150	°C

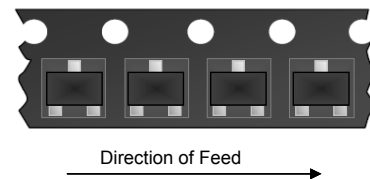
Notes:1. Valid provided that electrodes are kept at ambient temperature

Small Signal Transistor
Electrical Characteristics

Type Number	Symbol	Min	Max	Units
Collector-Base Breakdown Voltage	$V_{(BR)CBO}$	80 50 30	-	V
Collector-Emitter Breakdown Voltage	$V_{(BR)CEO}$	65 45 30	-	V
Emitter-Base Breakdown Voltage	$V_{(BR)EBO}$	6 6 5	-	V
Collector Cut-off Current	I_{CBO}	-	15	nA
Emitter Cut-off Current	I_{EBO}	-	0.1	μ A
DC current gain	h_{FE}	110 200 420	220 450 800	
Collector-Emitter saturation voltage	$V_{CE(sat)}$	-	0.5	V
Base-Emitter saturation voltage	$V_{BE(sat)}$	-	1.1	V
Transition frequency	f_T	100	-	MHz

Tape & Reel specification


Item	Symbol	Dimension(mm)
Carrier width	A	3.15 ±0.10
Carrier length	B	2.77 ±0.10
Carrier depth	C	1.22 ±0.10
Sprocket hole	d	1.50 ± 0.10
Reel outside diameter	D	178 ± 1
Reel inner diameter	D1	55 Min
Feed hole width	D2	13.0 ± 0.20
Sprocket hole position	E	1.75 ±0.10
Punch hole position	F	3.50 ±0.05
Sprocket hole pitch	P0	4.00 ±0.10
Embossment center	P1	2.00 ±0.05
Overall tape thickness	T	0.229 ±0.013
Tape width	W	8.10 ±0.20
Reel width	W1	12.30 ±0.20



Small Signal Transistor

Rating and Characteristic Curves

Figure 1. Static Characteristic

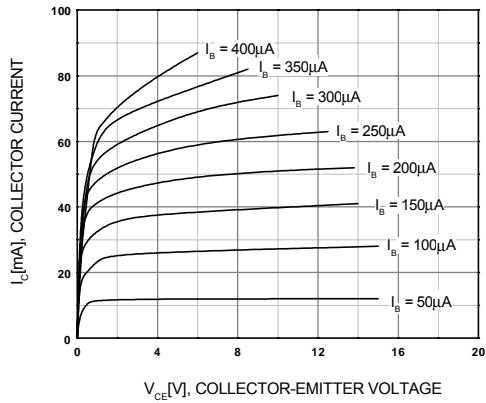


Figure 2. DC Current Gain

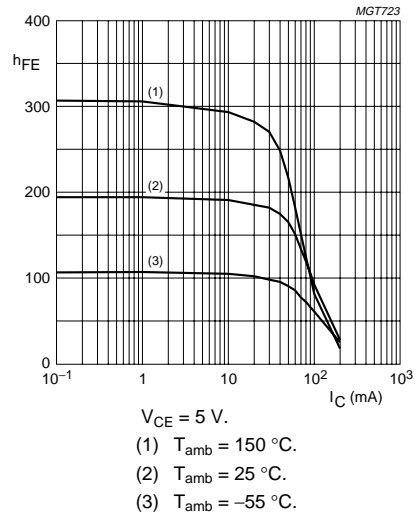


Figure 3. Base-Emitter Saturation Voltage
 Collector-Emmitter Saturation Voltage

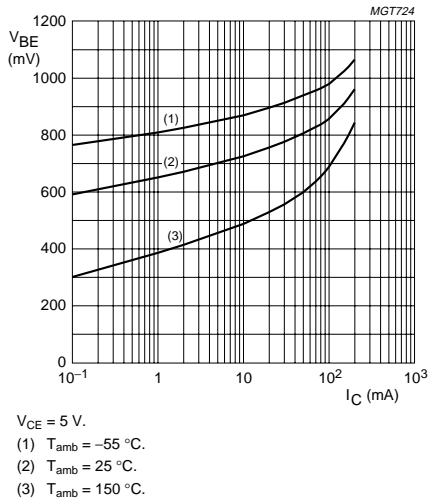


Figure 4. Base-Emitter On Voltage

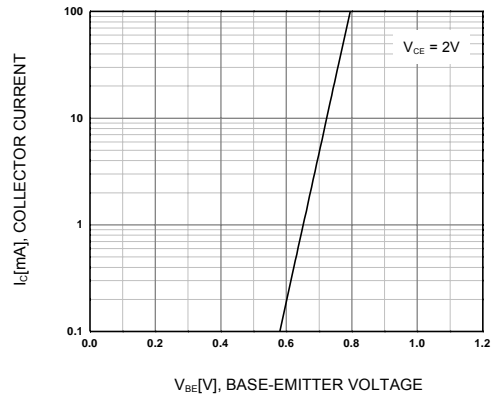


Figure 5. Collector Output Capacitance

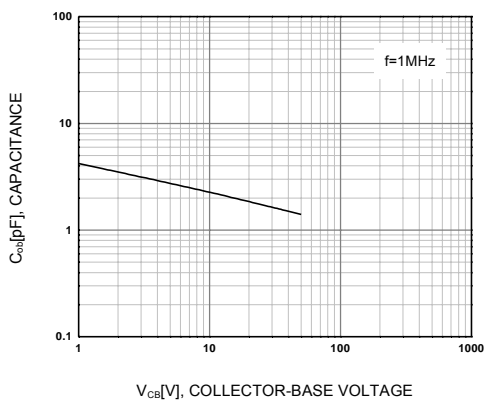


Figure 6. Current Gain Bandwidth Product

