



Micro Commercial Components



Micro Commercial Components
20736 Marilla Street Chatsworth
CA 91311
Phone: (818) 701-4933
Fax: (818) 701-4939

**1N5913B
THRU
1N5942B**

Features

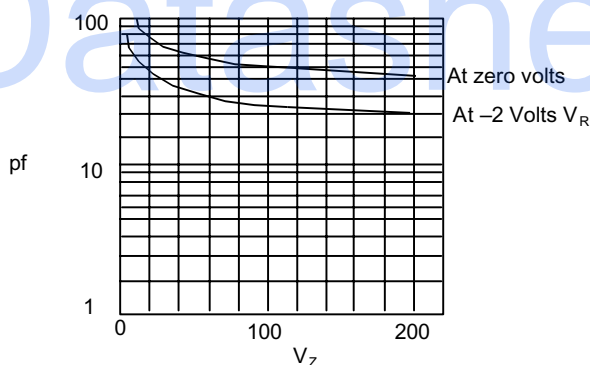
- Wide Voltage Range Available
- Glass Package
- High Temp Soldering: 260°C for 10 Seconds At Terminals
- Marking : Cathode band and type number
- Lead Free Finish/RoHS Compliant (Note1) ("P" Suffix designates Compliant. See ordering information)
- Moisture Sensitivity Level 1

**1.5 Watt
Zener Diode
3.3 to 51 Volts**

Maximum Ratings

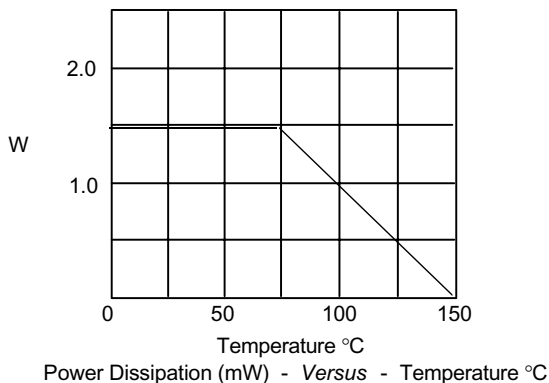
- Operating Temperature: -55°C to +150°C
- Storage Temperature: -55°C to +150°C
- 1.5 Watt DC Power Dissipation
- Power Derating: 12 mW/°C above 75°C
- Forward Voltage @ 200mA: 1.2 Volts

Figure 1 - Typical Capacitance



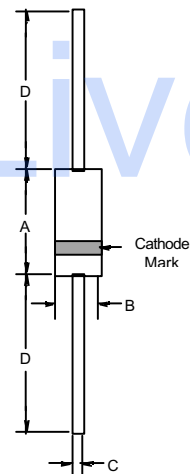
Typical Capacitance (pf) – versus – Zener voltage (V_Z)

Figure 2 - Derating Curve



Power Dissipation (mW) - Versus - Temperature °C

DO-41G



DIM	DIMENSIONS				NOTE
	INCHES		MM		
	MIN	MAX	MIN	MAX	
A	-----	0.177	-----	4.50	
B	-----	0.110	-----	2.80	Diameter
C	0.026	0.034	0.70	0.90	Diameter
D	1.000	-----	25.40	-----	

Note: 1. Lead in Glass Solder Exemption Applied, see EU Directive Annex 5.

www.mccsemi.com

1N5913B thru 1N5942B



ELECTRICAL CHARACTERISTICS @25°C

MCC PART NUMBER	ZENER VOLTAGE V_Z	TEST CURRENT I_{ZT}	MAXIMUM DYNAMIC IMPEDANCE Z_{ZT} @ I_{ZT}	KNEE CURRENT I_{ZK}	KNEE IMPEDANCE Z_{ZK}	MAXIMUM REVERSE CURRENT I_R	REVERSE VOLTAGE V_R	MAXIMUM DC CURRENT I_{ZM}
	VOLTS	mA	OHMS	mA	OHMS	μ A	VOLTS	mA
1N5913B	3.3	113.6	10	1.0	500	100	1.0	454
1N5914B	3.6	104.2	9.0	1.0	500	75	1.0	416
1N5915B	3.9	96.1	7.5	1.0	500	25	1.0	384
1N5916B	4.3	87.2	6.0	1.0	500	5.0	1.0	348
1N5917B	4.7	79.8	5.0	1.0	500	5.0	1.5	319
1N5918B	5.1	73.5	4.0	1.0	350	5.0	2.0	294
1N5919B	5.6	66.9	2.0	1.0	250	5.0	3.0	267
1N5920B	6.2	60.5	2.0	1.0	200	5.0	4.0	241
1N5921B	6.8	55.1	2.5	1.0	200	5.0	5.2	220
1N5922B	7.5	50	3.0	0.5	400	5.0	6.0	200
1N5923B	8.2	45.7	3.5	0.5	400	5.0	6.5	182
1N5924B	9.1	41.2	4.0	0.5	500	5.0	7.0	164
1N5925B	10	37.5	4.5	0.25	500	5.0	8.0	150
1N5926B	11	34.1	5.5	0.25	550	1.0	8.4	125
1N5927B	12	31.2	6.5	0.25	550	1.0	9.1	125
1N5928B	13	28.8	7.0	0.25	550	1.0	9.9	115
1N5929B	15	25	9.0	0.25	600	1.0	11.4	100
1N5930B	16	23.4	10	0.25	600	1.0	12.2	93
1N5931B	18	20.8	12	0.25	650	1.0	13.7	83
1N5932B	20	18.7	14	0.25	650	1.0	15.2	75
1N5933B	22	17	17.5	0.25	650	1.0	16.7	68
1N5934B	24	15.6	19	0.25	700	1.0	18.2	62
1N5935B	27	13.9	23	0.25	700	1.0	20.6	55
1N5936B	30	12.5	28	0.25	750	1.0	22.8	50
1N5937B	33	11.4	33	0.25	800	1.0	25.1	45
1N5938B	36	10.4	38	0.25	850	1.0	27.4	41
1N5939B	39	9.6	45	0.25	900	1.0	29.7	38
1N5940B	43	8.7	53	0.25	950	1.0	32.7	34
1N5941B	47	8.0	67	0.25	1000	1.0	35.8	31
1N5942B	51	7.3	70	0.25	1100	1.0	38.8	29

- Note** 1: No suffix indicates a 20% tolerance on nominal V_Z , Suffix A denotes a 10% tolerance, B denotes a 5% tolerance, C denotes a 2%.
- 2: Zener voltage(V_Z) measured at $T_L = 30^\circ\text{C}$. Voltage measurement to be performed 20 seconds after application of DC current.
- 3: The Zener impedance is derived from the 60 Hz ac voltage, which results when an ac current having an rms value equal to 10% of the DC Zener current(I_{ZT} or I_{ZK}) is superimposed on I_{ZT} or I_{ZK} .



Micro Commercial Components

Ordering Information :

Device	Packing
Part Number-TP	Tape&Reel: 5Kpcs/Reel
Part Number-AP	Ammo Packing: 2.5Kpcs/Ammo Box
Part Number-BP	Bulk: 50Kpcs/Carton

*****IMPORTANT NOTICE*****

Micro Commercial Components Corp. reserves the right to make changes without further notice to any product herein to make corrections, modifications , enhancements , improvements , or other changes . **Micro Commercial Components Corp .** does not assume any liability arising out of the application or use of any product described herein; neither does it convey any license under its patent rights ,nor the rights of others . The user of products in such applications shall assume all risks of such use and will agree to hold **Micro Commercial Components Corp .** and all the companies whose products are represented on our website, harmless against all damages.

*****LIFE SUPPORT*****

MCC's products are not authorized for use as critical components in life support devices or systems without the express written approval of Micro Commercial Components Corporation.

*****CUSTOMER AWARENESS*****

Counterfeiting of semiconductor parts is a growing problem in the industry. Micro Commercial Components (MCC) is taking strong measures to protect ourselves and our customers from the proliferation of counterfeit parts. MCC strongly encourages customers to purchase MCC parts either directly from MCC or from Authorized MCC Distributors who are listed by country on our web page cited below. Products customers buy either from MCC directly or from Authorized MCC Distributors are genuine parts, have full traceability, meet MCC's quality standards for handling and storage. **MCC will not provide any warranty coverage or other assistance for parts bought from Unauthorized Sources.** MCC is committed to combat this global problem and encourage our customers to do their part in stopping this practice by buying direct or from authorized distributors.

www.mccsemi.com