



CERAFIL®

*CERAFIL® is the Registered Trademark of Murata Manufacturing Co., Ltd.




Ceramic Filter for Communications Equipment **CFWS455 Series**

Resin Molded, High Selectivity Low Profile Type Ceramic Filter (6-Element)

Ceramic filter CFWS455□ series are low profile high selectivity ceramic filters which use 6 elements in ladder form. They have the same electric characteristics as CFW455□ series, best suitable to high-class transceivers, cordless telephones and amateur radios.

■FEATURES

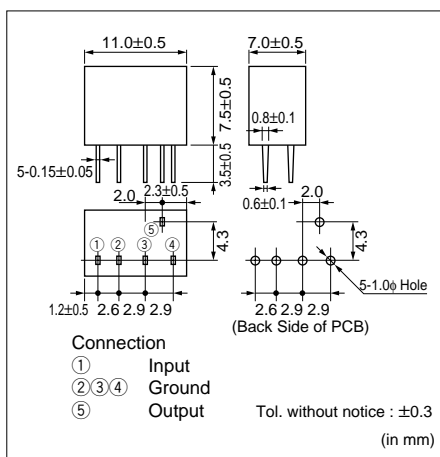
1. Low profile, high selectivity.
2. Available bandwidths B to I as standard.
3. Easily mountable on an any PC boards.
4. Operating temperature range : -20°C to +80°C
Storage temperature range : -40°C to +85°C



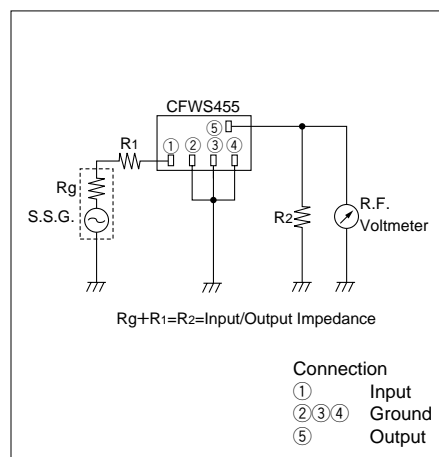
■SPECIFICATIONS

Part Number	Character-istics	Nominal Center Frequency (kHz)	6dB Bandwidth (kHz)min.	Ripple (dB)max.	50dB Bandwidth (kHz)max.	Attenuation 455±100kHz (dB)min.	Insertion Loss (dB)max.	Input/Output Impedance (Ω)
CFWS455B		455	±15	3	±30	35	4	1500
CFWS455C		455	±12.5	3	±24	35	4	1500
CFWS455D		455	±10	3	±20	35	4	1500
CFWS455E		455	± 7.5	3	±15	35	6	1500
CFWS455F		455	± 6	3	±12.5	35	6	2000
CFWS455G		455	± 4.5	2	±10	35	6	2000
CFWS455HT		455	± 3	2	± 9	60	6	2000
CFWS455IT		455	± 2	2	± 7.5	60	6	2000

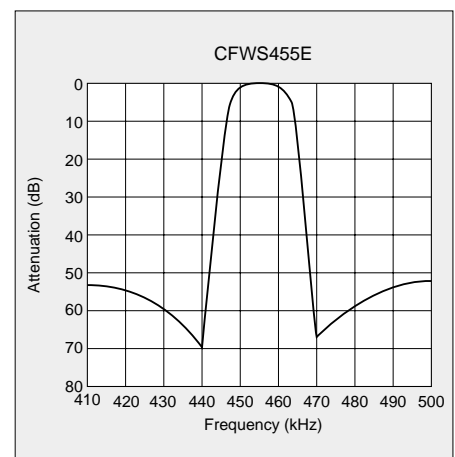
■DIMENSIONS



■TEST CIRCUIT



■FREQUENCY CHARACTERISTICS



Note : To take best advantage of safety feature of ceramic filters, connect the output to an IF amplifier through a DC cut capacitor. Avoid directly applying a direct current to output of ceramic filters (between ⑤ and ②,③,④).