

**GLASS PASSIVATED BRIDGE RECTIFIERS**

REVERSE VOLTAGE - **400 to 1000** Volts  
FORWARD CURRENT - **15** Amperes

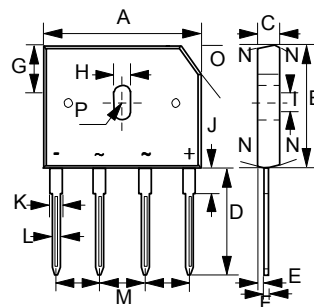
**FEATURES**

- Rating to 1000V PRV
- Ideal for printed circuit board
- Reliable low cost construction utilizing molded plastic technique
- The plastic material has UL flammability classification 94V-0
- UL Recognition File # E95060

**MECHANICAL DATA**

- Polarity : As marked on Body
- Weight : 0.15 ounces, 4.0 grams
- Mounting position : Any

**GBU**



GBU		
DIM.	MIN.	MAX.
A	21.80	22.30
B	18.30	18.80
C	3.30	3.56
D	17.50	18.00
E	0.76	1.00
F	0.46	0.56
G	7.40	7.90
H	3.50	4.10
I	1.65	2.16
J	2.25	2.75
K	1.95	2.35
L	1.02	1.27
M	4.83	5.33
N	7.0° TYPICAL	
O	3.2 x 45°	
P	1.90 RADIUS	

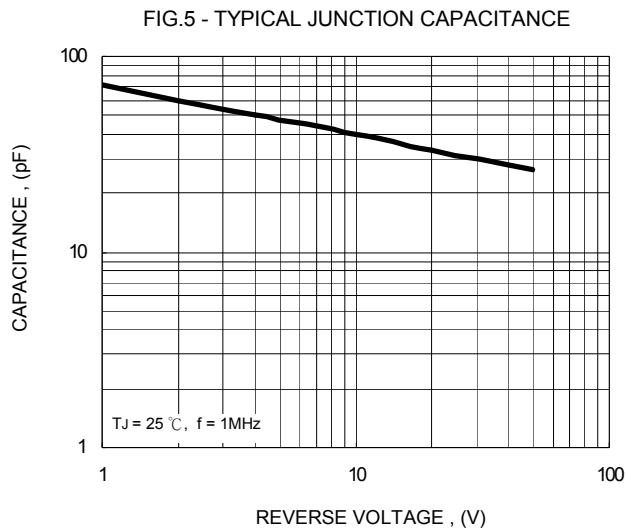
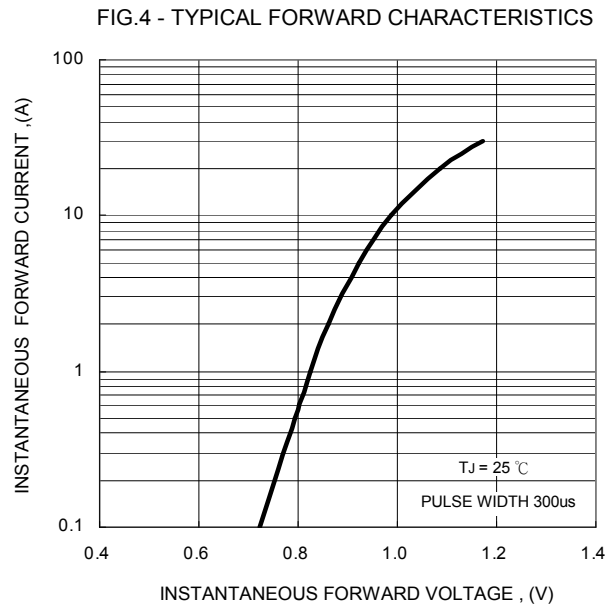
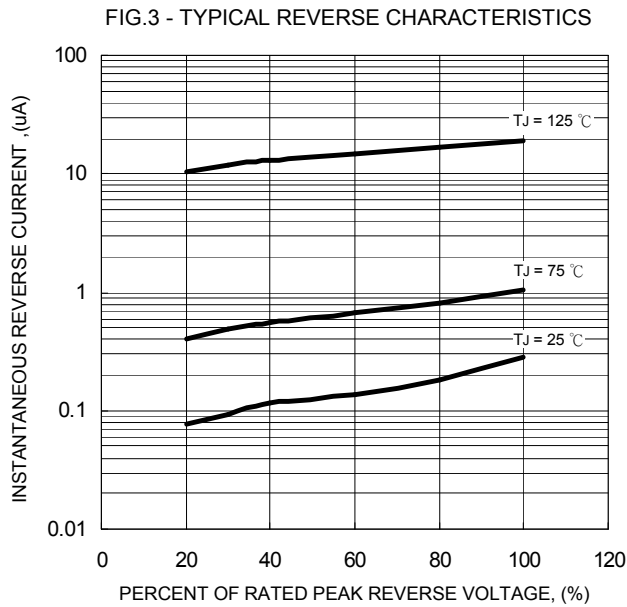
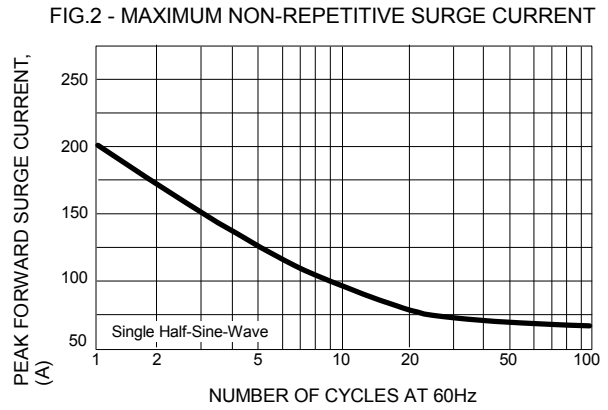
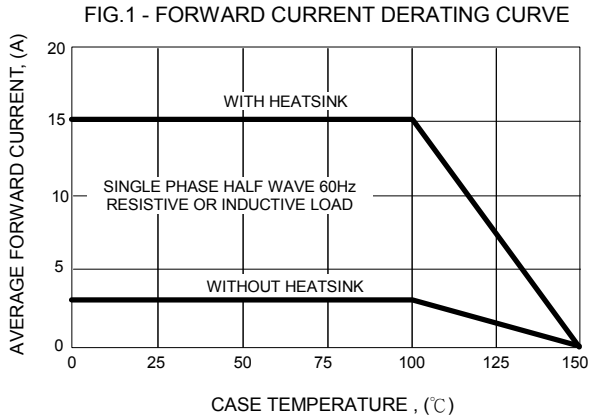
All Dimensions in millimeter

**MAXIMUM RATINGS AND ELECTRICAL CHARACTERISTICS**

Ratings at 25°C ambient temperature unless otherwise specified.

CHARACTERISTICS	SYMBOL	GBU 1504	GBU 1506	GBU 1508	GBU 1510	UNIT
Maximum Recurrent Peak Reverse Voltage	V <sub>RRM</sub>	400	600	800	1000	V
Maximum DC Blocking Voltage	V <sub>DC</sub>	400	600	800	1000	V
Maximum Average Forward (with heatsink Note 2) Rectified Current @T <sub>C</sub> =100°C (without heatsink)	I <sub>(AV)</sub>	15 3.2				A
Peak Forward Surge Current 8.3ms single half sine-wave superimposed on rated load	I <sub>FSM</sub>	200				A
Maximum forward Voltage at 7.5A DC	V <sub>F</sub>	1.1				V
Maximum DC Reverse Current @T <sub>J</sub> =25°C at Rated DC Blocking Voltage @T <sub>J</sub> =125°C	I <sub>R</sub>	5.0 500				uA
I <sup>2</sup> t Rating for fusing (t < 8.3ms)	I <sup>2</sup> t	166				A <sup>2</sup> S
Typical Junction Capacitance per element (Note 1)	C <sub>J</sub>	50				pF
Typical Thermal Resistance (Note 2)	R <sub>θJC</sub>	2.0				°C/W
Mounting Torque (Recommended torque: 0.5 N.m)	TOR	0.8				N.m
Operating Temperature Range	T <sub>J</sub>	-55 to +150				°C
Storage Temperature Range	T <sub>STG</sub>	-55 to +150				°C

NOTES : 1.Measured at 1.0MHz and applied reverse voltage of 4.0V DC.  
2.Device mounted on 200mm x 200mm x 5mm Al Plate Heatsink.



## **Important Notice and Disclaimer**

LSC reserves the right to make changes to this document and its products and specifications at any time without notice. Customers should obtain and confirm the latest product information and specifications before final design, purchase or use.

LSC makes no warranty, representation or guarantee regarding the suitability of its products for any particular purpose, nor does LSC assume any liability for application assistance or customer product design. LSC does not warrant or accept any liability with products which are purchased or used for any unintended or unauthorized application.

No license is granted by implication or otherwise under any intellectual property rights of LSC.

LSC products are not authorized for use as critical components in life support devices or systems without express written approval of LSC.