



Micro Commercial Components

Micro Commercial Components
 20736 Marilla Street Chatsworth
 CA 91311
 Phone: (818) 701-4933
 Fax: (818) 701-4939

SBL2020CT THRU SBL20100CT

**20 Amp
 Schottky
 Barrier Rectifier
 20 to 100 Volts**

Features

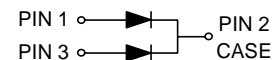
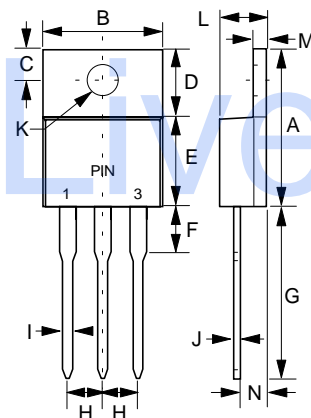
- High Surge Capability
- High Efficiency
- Low Forward Voltage
- Case Material: Molded Plastic. UL Flammability Classification Rating 94V-0

Maximum Ratings

- Operating Junction Temperature: -50°C to +150°C
- Storage Temperature: -50°C to +150°C
- Typical Thermal Resistance 100°C/W Junction to Ambient

| MCC Catalog Number | Device Marking | Maximum Recurrent Peak Reverse Voltage | Maximum RMS Voltage | Maximum DC Blocking Voltage |
|--------------------|----------------|--|---------------------|-----------------------------|
| SBL2020CT | SBL2020CT | 20V | 14V | 20V |
| SBL2030CT | SBL2030CT | 30V | 21V | 30V |
| SBL2040CT | SBL2040CT | 40V | 28V | 40V |
| SBL2050CT | SBL2050CT | 50V | 35V | 50V |
| SBL2060CT | SBL2060CT | 60V | 42V | 60V |
| SBL2080CT | SBL2080CT | 80V | 56V | 80V |
| SBL20100CT | SBL20100CT | 100V | 70V | 100V |

TO-220AB



Electrical Characteristics @ 25°C Unless Otherwise Specified

| | | | |
|---|-------------|----------------------|---|
| Average Forward Current | $I_{F(AV)}$ | 20 A | $T_C = 90^\circ\text{C}$ |
| Peak Forward Surge Current | I_{FSM} | 150A | 8.3ms, half sine |
| Maximum Instantaneous Forward Voltage | V_F | .55V .75V .85V | $T_J = 25^\circ\text{C}$ $I_{FM} = 10\text{A};$ |
| 2020CT-2040CT | | | |
| 2050CT-2060CT 2080CT-20100CT | | | |
| Maximum DC Reverse Current At Rated DC Blocking Voltage | I_R | 0.5mA 50mA | $T_A = 25^\circ\text{C}$ $T_A = 100^\circ\text{C}$ |

| DIM | INCHES | | MM | | NOTE |
|-----|--------|------|-------|-------|------|
| | MIN | MAX | MIN | MAX | |
| A | .560 | .625 | 14.22 | 15.88 | |
| B | .380 | .420 | 9.65 | 10.67 | |
| C | .100 | .135 | 2.54 | 3.43 | |
| D | .230 | .270 | 5.84 | 6.86 | |
| E | .380 | .420 | 9.65 | 10.67 | |
| F | ----- | .250 | ----- | 6.35 | |
| G | .500 | .580 | 12.70 | 14.73 | |
| H | .090 | .110 | 2.29 | 2.79 | |
| I | .020 | .045 | 0.51 | 1.14 | |
| J | .012 | .025 | 0.30 | 0.64 | |
| K | .139 | .161 | 3.53 | 4.09 | ∅ |
| L | .140 | .190 | 3.56 | 4.83 | |
| M | .045 | .055 | 1.14 | 1.40 | |
| N | .080 | .115 | 2.03 | 2.92 | |

SBL2020CT thru SBL20100CT
RATING AND CHARACTERISTIC CURVES

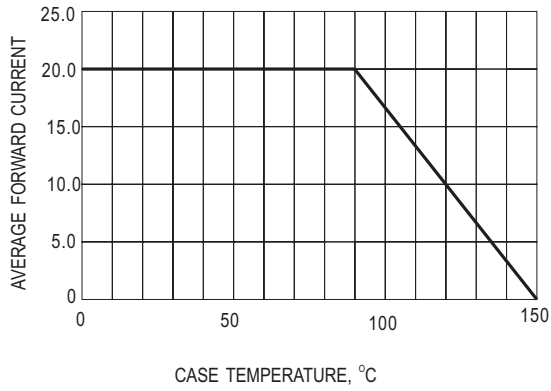


Fig.1- FORWARD CURRENT DERATING CURVE

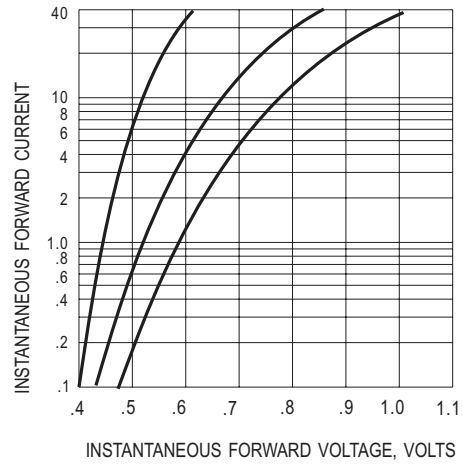


Fig.2- TYPICAL INSTANTANEOUS FORWARD CHARACTERISTIC

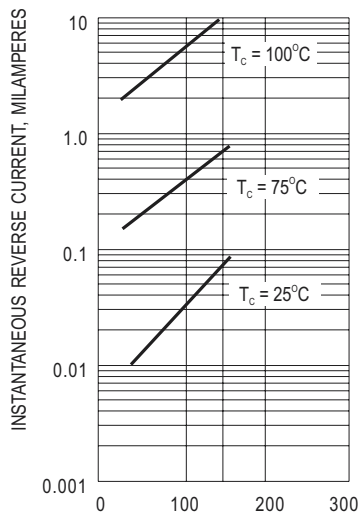


Fig.3- TYPICAL REVERSE CHARACTERISTIC

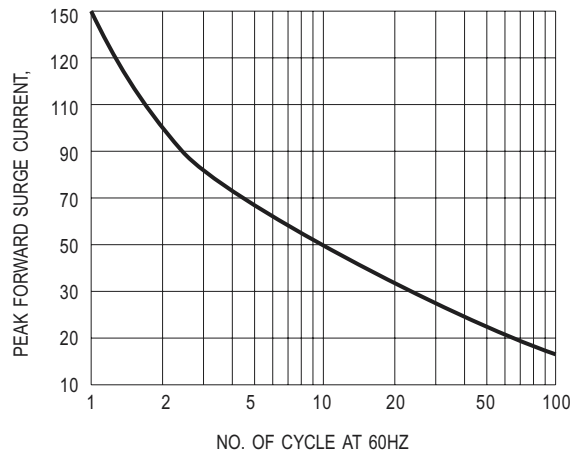


Fig.4- MAXIMUM NON-REPETITIVE SURGE CURRENT

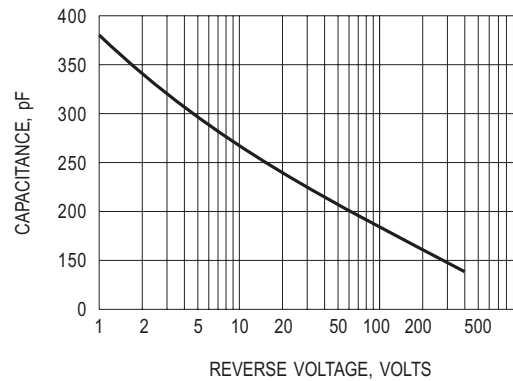


Fig.5- TYPICAL JUNCTION CAPACITANCE



TM

Micro Commercial Components

*****IMPORTANT NOTICE*****

Micro Commercial Components Corp. reserves the right to make changes without further notice to any product herein to make corrections, modifications, enhancements, improvements, or other changes. *Micro Commercial Components Corp.* does not assume any liability arising out of the application or use of any product described herein; neither does it convey any license under its patent rights, nor the rights of others. The user of products in such applications shall assume all risks of such use and will agree to hold *Micro Commercial Components Corp.* and all the companies whose products are represented on our website, harmless against all damages.

*****APPLICATIONS DISCLAIMER*****

Products offer by *Micro Commercial Components Corp.* are not intended for use in Medical, Aerospace or Military Applications.