



Micro Commercial Components

Micro Commercial Components Corp.

Products End of Life Notification

Issue date: Jan-29th-2010

EOL No. #: 012910-3

Last Buy Date : Aug-29th-2010 (Note: All LTB orders need to be shipped before LTB date.)

Description and Purpose:

MCC has undergone a review of its core business and products , and determined to

discontinue below products:

Discontinued Devices	Possible Replacements
RS801	N/A
RS802	N/A
RS803	N/A
RS804	N/A
RS805	N/A
RS806	N/A
RS807	N/A



Micro Commercial Components™
 Micro Commercial Corp.
 20736 Marilla St.
 Chatsworth, CA 91311
 Phone: (818) 701-4933
 Fax: (818) 701-4939

**RS801
 THRU
 RS807**

Features

- Surge Overload Rating Of 300 Amps
- Low Leakage and Low Forward Voltage
- Any Mounting Position
- Silver Plated Copper Leads
- Case Material: Molded Plastic. UL Flammability Classification Rating 94V-0 and MSL Rating 1
- Lead Free Finish/RoHS Compliant (NOTE 1) ("P" Suffix designates RoHS Compliant. See ordering information)

Maximum Ratings

- Operating Junction Temperature: -55°C to +150°C
- Storage Temperature: -55°C to +150°C
- UL Recognized File # E165989

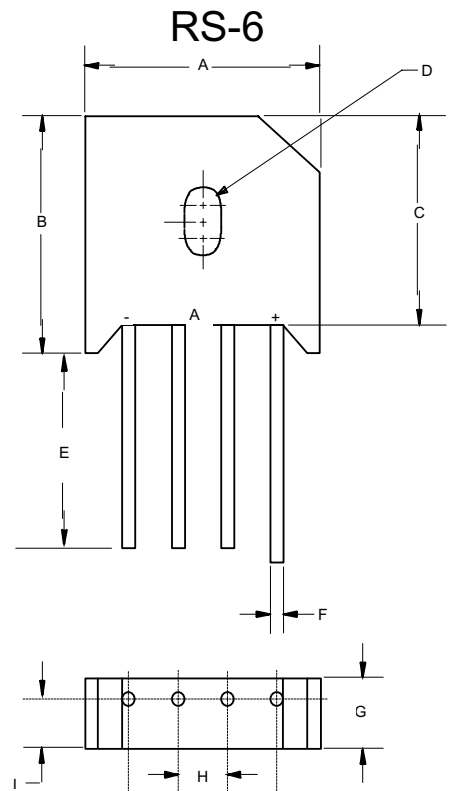
Microsemi Catalog Number	Device Marking	Maximum Recurrent Peak Reverse Voltage	Maximum RMS Voltage	Maximum DC Blocking Voltage
RS801	RS801	50V	35V	50V
RS802	RS802	100V	70V	100V
RS803	RS803	200V	140V	200V
RS804	RS804	400V	280V	400V
RS805	RS805	600V	420V	600V
RS806	RS806	800V	560V	800V
RS807	RS807	1000V	700V	1000V

Electrical Characteristics @ 25°C Unless Otherwise Specified

Average Forward Current	$I_{F(AV)}$	8.0A 6.0A	$T_C = 90^\circ\text{C}$ $T_A = 45^\circ\text{C}$
Peak Forward Surge Current	I_{FSM}	300A	8.3ms, half sine
Maximum Forward Voltage Drop Per Element	V_F	1.1V	$I_{FM} = 4.0\text{A};$ $T_J = 25^\circ\text{C}$
Maximum DC Reverse Current At Rated DC Blocking Voltage	I_R	10µA 1mA	$T_J = 25^\circ\text{C}$ $T_J = 100^\circ\text{C}$
Typical Thermal Resistance Per Leg	T_{thJA} T_{thJC}	18°C/W 3.0°C/W	(Note 2) (Note 3)

- Notes: 1. High Temperature Solder Exemption Applied, see EU Directive Annex Notes 7.
 2. Units mounted in free air, no heatsink, P.C.B 0.375"(9.5mm) lead length with 0.5x0.5"(12x12mm) copper pads.
 2. Units mounted on a 3.0x3.0x0.11"(7.5x7.5x0.3cm) Al. Plate heatsink.

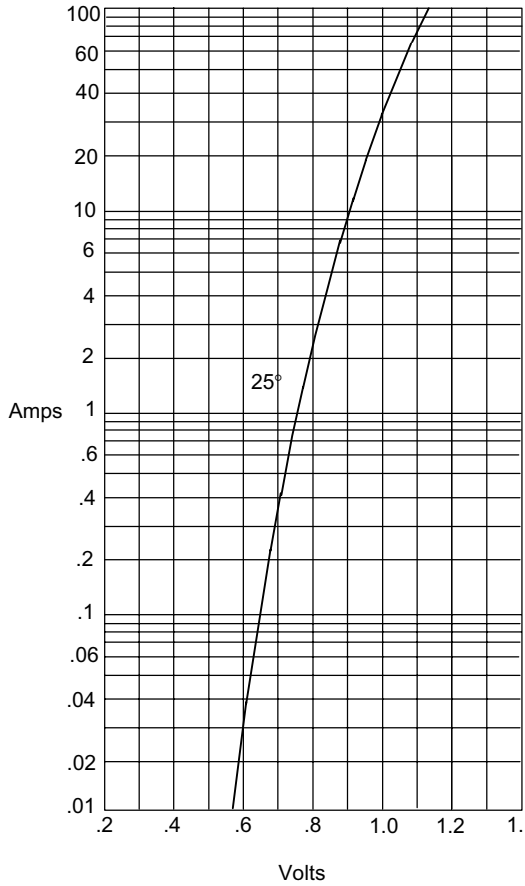
**8 Amp Single Phase
 Bridge Rectifier
 50 to 1000 Volts**



DIM	INCHES		MM		NOTE
	MIN	MAX	MIN	MAX	
A	.895	.935	22.70	23.70	
B	---	.760	---	19.30	
C	.660	.700	16.80	17.80	
D	.15Ø x	.23L	3.8Ø x	5.57L	HOLE
E	1.00	---	25.40	---	
F	.048	.052	1.20	1.30	TYP
G	.260	.280	6.60	7.10	
H	.180	.220	4.60	5.60	
I	.185	.205	4.70	5.20	

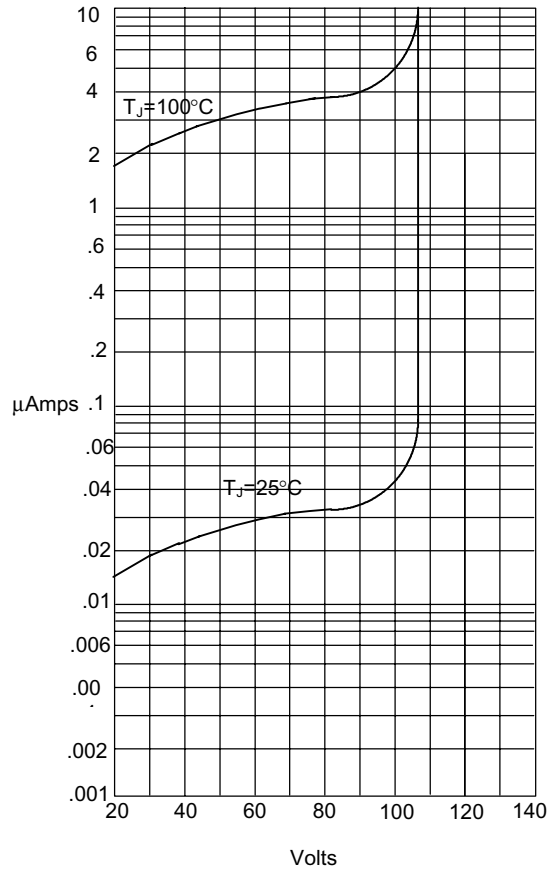
RS801 thru RS807

Figure 1
Typical Forward Characteristics



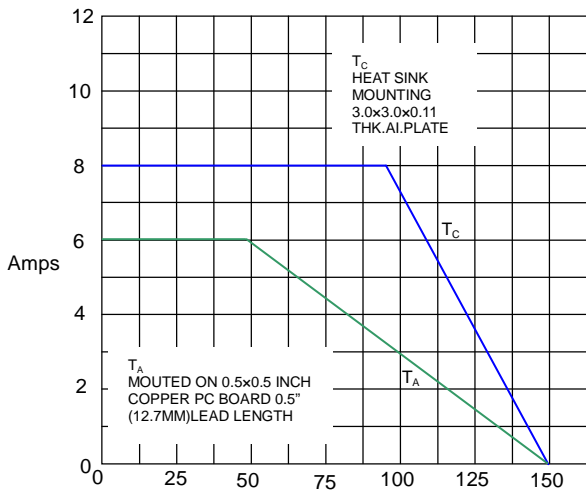
Instantaneous Forward Current - Amperes versus Instantaneous Forward Voltage - Volts

Figure 2
Micro Commercial Components
Typical Reverse Characteristics



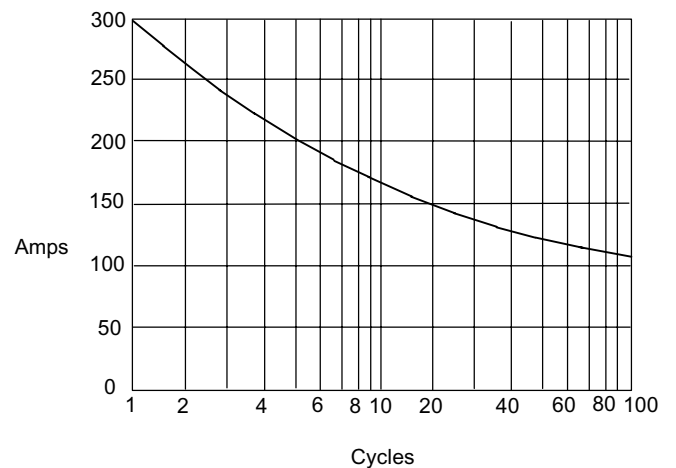
Instantaneous Reverse Leakage Current - MicroAmperes versus Percent Of Rated Peak Reverse Voltage - Volts

Figure 3
Typical Forward Output Current Derating Curve



Average Forward Rectified Current - Amperes versus

Figure 4
Peak Forward Surge Current



Peak Forward Surge Current - Amperes versus Number Of Cycles At 60Hz - Cycles



Micro Commercial Components

Ordering Information

Device	Packing
(Part Number)-BP	Bulk;200pcs/Box

*****IMPORTANT NOTICE*****

Micro Commercial Components Corp. reserves the right to make changes without further notice to any product herein to make corrections, modifications, enhancements, improvements, or other changes. *Micro Commercial Components Corp.* does not assume any liability arising out of the application or use of any product described herein; neither does it convey any license under its patent rights, nor the rights of others. The user of products in such applications shall assume all risks of such use and will agree to hold *Micro Commercial Components Corp.* and all the companies whose products are represented on our website, harmless against all damages.

*****APPLICATIONS DISCLAIMER*****

Products offer by *Micro Commercial Components Corp.* are not intended for use in Medical, Aerospace or Military Applications.