

CBAT54W
 CBAT54AW
 CBAT54CW
 CBAT54SW

**SURFACE MOUNT
 SILICON SCHOTTKY DIODES**

SUPERmini™



SOT-323 CASE



www.centrasemi.com

DESCRIPTION:

The CENTRAL SEMICONDUCTOR CBAT54W Series types are Silicon Schottky Diodes in an SOT-323 Surface Mount Package.

CBAT54W: SINGLE
 CBAT54AW: DUAL, COMMON ANODE
 CBAT54CW: DUAL, COMMON CATHODE
 CBAT54SW: DUAL, IN SERIES

MARKING CODE: C4L
MARKING CODE: C42
MARKING CODE: C4C
MARKING CODE: C44

MAXIMUM RATINGS: (T_A=25°C)

Continuous Reverse Voltage
 Continuous Forward Current
 Peak Repetitive Forward Current
 Forward Surge Current, t_p=10ms
 Power Dissipation
 Operating and Storage Junction Temperature
 Thermal Resistance

SYMBOL

V_R 30
 I_F 200
 I_{FRM} 300
 I_{FSM} 600
 P_D 250
 T_J, T_{stg} -65 to +150
 Θ_{JA} 500

UNITS

V
 mA
 mA
 mA
 mW
 °C
 °C/W

ELECTRICAL CHARACTERISTICS PER DIODE: (T_A=25°C unless otherwise noted)

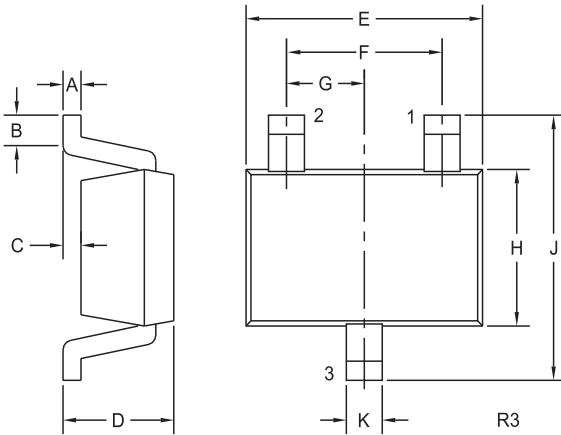
SYMBOL	TEST CONDITIONS	MAX	UNITS
I _R	V _R =25V	2.0	μA
V _F	I _F =0.1mA	240	mV
V _F	I _F =1.0mA	320	mV
V _F	I _F =10mA	400	mV
V _F	I _F =30mA	500	mV
V _F	I _F =100mA	800	mV
C _d	V _R =1.0V, f=1.0MHz	10	pF
t _{rr}	I _F =I _R =10mA, I _{rr} =1.0mA, R _L =100Ω	5.0	ns

CBAT54W
 CBAT54AW
 CBAT54CW
 CBAT54SW

SURFACE MOUNT
 SILICON SCHOTTKY DIODES

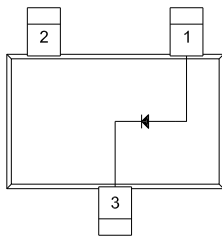


SOT-323 CASE - MECHANICAL OUTLINE



SYMBOL	INCHES		MILLIMETERS	
	MIN	MAX	MIN	MAX
A	0.002	0.008	0.05	0.20
B	0.004	-	0.10	-
C	-	0.004	-	0.10
D	0.031	0.043	0.80	1.10
E	0.071	0.087	1.80	2.20
F	0.051		1.30	
G	0.026		0.65	
H	0.045	0.053	1.15	1.35
J	0.079	0.087	2.00	2.20
K	0.008	0.016	0.20	0.40

SOT-323 (REV: R3)

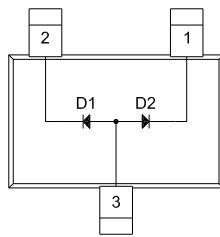


CBAT54W

LEAD CODE:

- 1) Anode
- 2) No Connection
- 3) Cathode

**MARKING
 CODE: C4L**

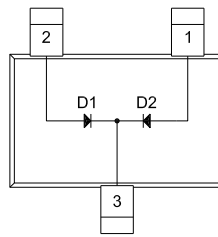


CBAT54AW

LEAD CODE:

- 1) Cathode D2
- 2) Cathode D1
- 3) Anode D1, D2

**MARKING
 CODE: C42**

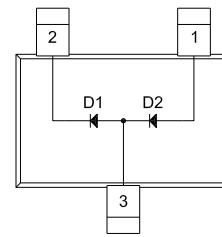


CBAT54CW

LEAD CODE:

- 1) Anode D2
- 2) Anode D1
- 3) Cathode D1, D2

**MARKING
 CODE: C4C**



CBAT54SW

LEAD CODE:

- 1) Anode D2
- 2) Cathode D1
- 3) Anode D1, Cathode D2

**MARKING
 CODE: C44**

R1 (4-January 2010)