

Q SERIES Ø16mm (.630") Panel Mount LED Indicators

Distinctive features and specification

Q16_VOY1603R1US

Features

- 16mm panel mounting LED indicator
- 10mm colored diffused epoxy lens or 10mm water clear super bright LEDs
- Plated brass bezel finished in bright chrome, black chrome or satin grey and moulded polycarbonate rear body
- Secret until lit polycarbonate decals or custom engraving
- Prominent recessed and flush bezel styles
- 2VDC – 220VAC
- (2.8 x 0.8) solder lug/faston terminals, pins or (200mm long) wire terminations
- IP67 sealing option (EN60529)
- Supplied with fixing nut and spring washer



NB: UL Recognized Component

TECHNICAL SPECIFICATIONS

Voltage	Operating Voltage	Operating Current
	(Min to Max)	(Typical All Types)
02 (No Resistor)	1.8 to 3.3VDC	20mA max*
6VDC	5.4 to 6.6VDC	20mA
12VDC	10.8 to 13.2VDC	20mA
24VDC	21.6 to 26.4VDC	20mA
28VDC	25.2 to 30.8VDC	20mA
110VAC	99 to 121VAC	6mA
220VAC	207 to 253VAC	3mA

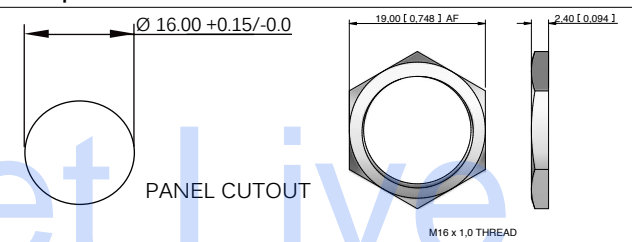
Max Reverse Voltage: 5V

Viewing Angle: 30–100° (dependant on model)

Life Expectancy: 100,000 hours

Temperature Range: –40 to +85°C (operating & storage)

Torque: 75cNm



Standard LED Intensity	Prominent and Recessed	Flush	Forward Voltage
HE Red	80mcd	10mcd	2.0V
Green	60mcd	5mcd	2.2V
Yellow	50mcd	4mcd	2.1V
Blue	540mcd	100mcd	3.3V
White	1000mcd	150mcd	3.3V
Orange	80mcd	200mcd	2.0V
Bi-color (Typical) (Red/Green)	15/15mcd	10/10mcd	2.0V/2.2V
Tri-color (Typical) (Red/Green/Yellow)	60/50/50mcd	15/30/30mcd	2.0V/2.2V/2.1V

Bi-color - The color is changed by reversing the polarity of the supply voltage.

Tri-color - The indicator has red and green LEDs, when both connected yellow is produced.

Super Bright LED	Prominent and Recessed	Flush	Forward Voltage
HE Red	17,000mcd	2000mcd	2.2V
Green	11,000mcd	680mcd	3.5V
Yellow	4,000mcd	350mcd	2.3V
Blue	2,500mcd	250mcd	3.3V
White	4,400mcd	250mcd	3.3V
Orange	2,800mcd	300mcd	2.1V

Hyper Bright LED	Prominent and Recessed	Flush	Forward Voltage
HE Red	2,800mcd	800mcd	2.1V
Green	2,200mcd	250mcd	3.2V
Yellow	1,300mcd	250mcd	2.0V
Orange	850mcd	200mcd	2.1V

Luminous intensity will be reduced with lower operating current.

Note: The operating voltage must not be exceeded by more than 10% as this will result in reduced life expectancy.

The company reserves the right to change specifications without notice.

* Customer to supply resistor for desired operating current.

Luminous intensity is measured at 20mA on a discrete LED unless otherwise stated.

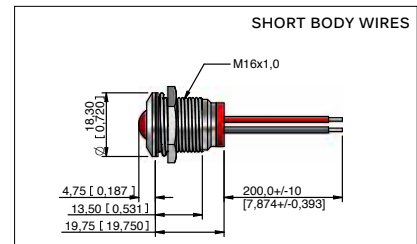
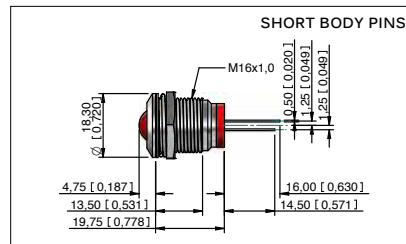
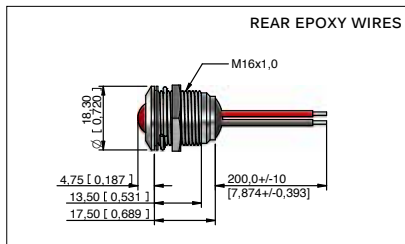
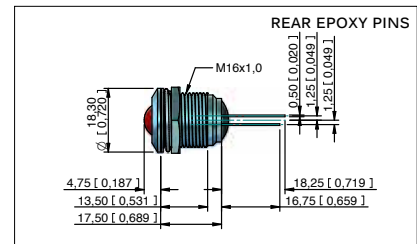
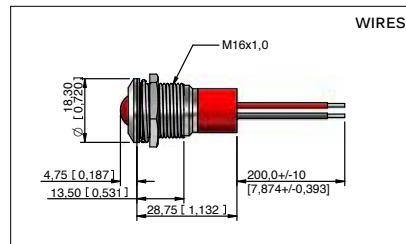
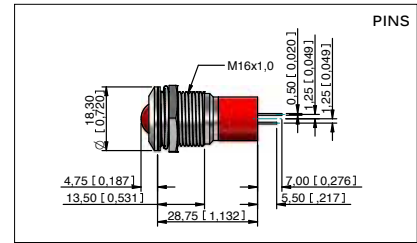
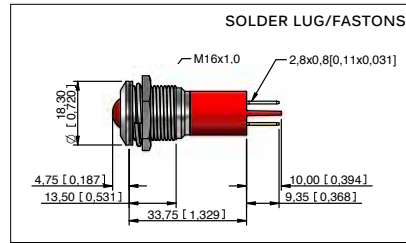
Luminous intensities and color shades of white LEDs may vary within a batch.

LED characteristics are dependent upon environmental conditions. Therefore published data should be considered nominal.

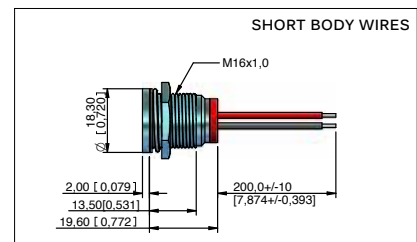
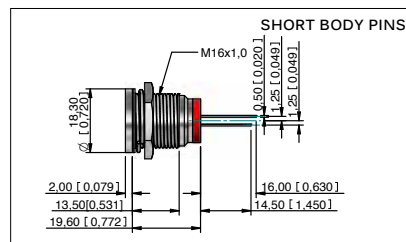
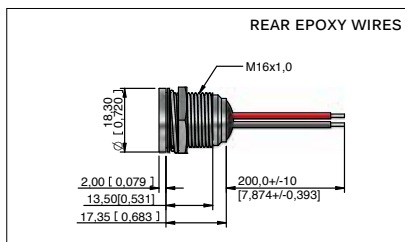
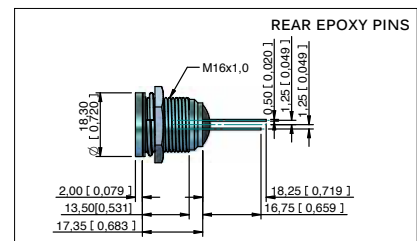
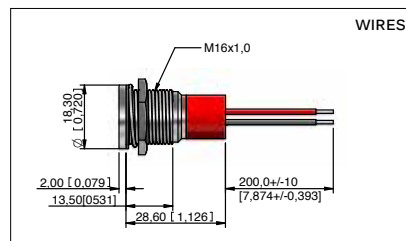
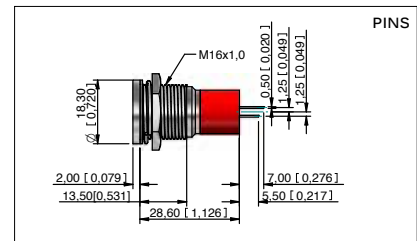
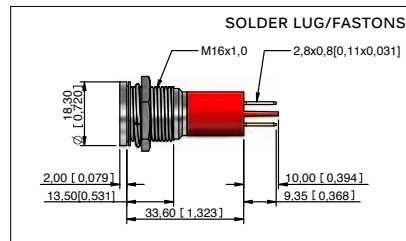
Q SERIES Ø16mm (.630") Panel Mount LED Indicators

Technical Drawings

PROMINENT BEZEL



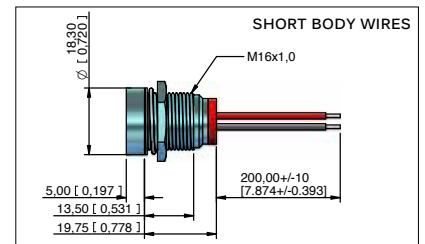
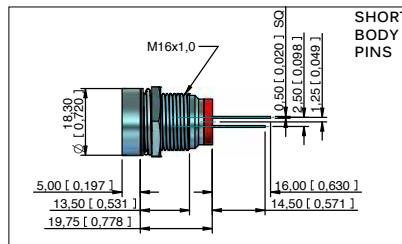
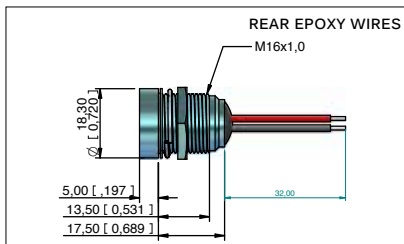
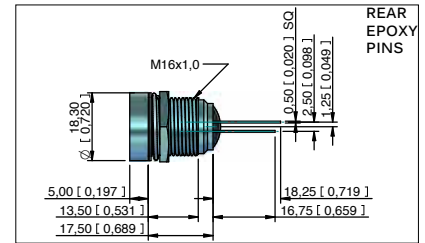
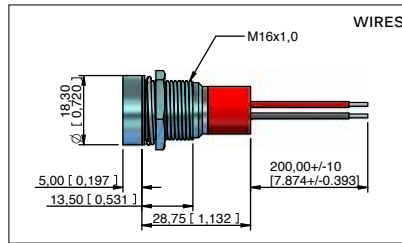
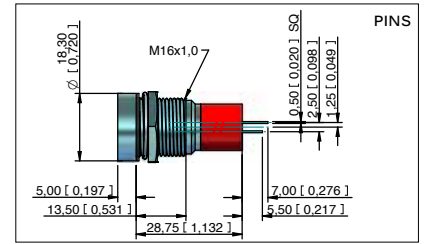
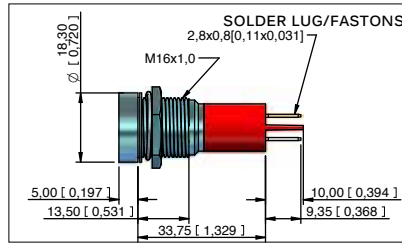
FLUSH BEZEL



Q SERIES Ø16mm (.630") Panel Mount LED Indicators

Technical Drawings

RECESSED BEZEL



Q SERIES Ø16mm (.630") Panel Mount LED Indicators

Custom options

Secret Until Lit Polycarbonate Inserts



Suffix the part number with legend code (see example on page 5)

Code	Symbol	Description
-3AH		Turn Signal
-313		Hazard
-3GP		Oil can
-3AG		Battery
-327		Rear fog
-397		Low beam
-3BU		Brake test
-3K6		Arrow
-3AJ		High beam

Code	Symbol	Description
-3PB		Park Brake
-398		Side Lights
-3SB		Seat Belt
-3TP		Tyre Pressure
-3CE		Check Engine
-3EC		Engine Temperature
-3FP		Fuel
-3BF		Brake Failure

Some common codes are listed above, for your custom requirements please contact APEM.

Q SERIES Ø16mm (.630") Panel Mount LED Indicators

Custom options

Custom Engraving



Cable length & connector



For custom cable length and connectors please contact APEM

Suffix the part number with legend code (see example on page 5)

Code	Symbol	Description
-0AJ		High Beam
-097		Low Beam
-027		Rear Fog
-026		Front Fog
-021		Windscreen Wiper
-022		Windscreen Washer
-023		Ventilator Fan
-0AH		Turn Signal
-098		Side Lights

Code	Symbol	Description
-041		Horn
-013		Hazard Warning
-018		Heating
-0BU		Brake Test
-0K6		Arrow
-0AG		Battery
-0GP		Oil Can
-020		Windscreen Heating
-086		ABS

Code	Symbol	Description
-0EL		Engine Coil
-0SB		Seat Belt
-0UB		USB Connection
-0ST		Steam
-0EU		ECU
-0AD		Side Step
-012		Air Con
-040		Engine
-0BR		Boot/Trunk Release

Some common codes are listed above, for your custom requirements please contact APEM. Unless specified standard engraving with white infill will be supplied.

Q SERIES Ø16mm (.630") Panel Mount LED Indicators

Overview

STANDARD OPTIONS

The Q16 Series is available with a range of standard options, to specify your LED, simply choose one option from each column. An example is shown below.

Q	16	F	1	G	XX	Y	24	E
SERIES	MOUNTING HOLE	BEZEL STYLE	TERMINALS	BEZEL FINISH	TYPE OF ILLUMINATION	LED COLOR	VOLTAGE	SEALING
Q	16 = Ø16mm	Metal P = Prominent R = Recess F = Flush Plastic PP = Prominent FP = Flush	1 = Solder Lug/ Fastons (2.8 x 0.8) 2 = Pins 3 = Wires 4 = Rear epoxy Pins 5 = Rear epoxy Wires 6 = Short body Pins 7 = Short body Wires	Metal C = Bright Chrome B = Black Chrome G = Satin Grey Plastic BP = Black	XX = Fixed Light KK = Flashing Light (12 - 28VDC) YY = Bi-color ZZ = Tri-color	R = Red G = Green Y = Yellow B = Blue W = White O = Orange HR = Hyper Bright Red HG = Hyper Bright Green HY = Hyper Bright Yellow HO = Hyper Bright Orange SR = Super Bright Red SG = Super Bright Green SY = Super Bright Yellow SB = Super Bright Blue SW = Super Bright White RG = Red/Green RY = Red/Yellow GY = Green/Yellow RYG = Red/Yellow/Green	02 = no resistor* 06 = 6VDC 12 = 12VDC 12A = 12VAC/DC 24 = 24VDC 24A = 24VAC/DC 28 = 28VDC 28A = 28VAC/DC 110 = 110VAC 220 = 220VAC	(Blank) = Unsealed E = IP67

- Gold Faston terminal denotes Anode (+), silver terminal denotes Cathode (-)
- Standard wire length is 200mm, 22AWG UL1007, red wire denotes Anode (+), black wire denotes Cathode (-) for other wire lengths consult APEM
- For LEDs with alternative voltages consult APEM
- Bi-color LEDs, by connecting the gold Faston (+) one color is produced, by reversing the supply voltage another color is produced – Bi-colors are available up to 28VDC
- Take care when soldering to the Faston terminals (recommended solder temperature 300°C - 3 sec)
- Short body pins and wires are only available up to 28VDC
- The Tri-color LED has red and green LEDs when both are connected yellow is produced
- Standard Tri-color Faston terminals are two Anodes (+) and one Cathode (-)
- Tri-color wires are one red (+) and one green (+) Anode and one black (-) Cathode
- Tri-color pins are center (-) Cathode, shortest (+) Anode pin green, longest (+) Anode pin red
- Maximum panel thickness 11mm
- We recommend using Hyperbright or Superbright LEDs for use at 110VAC and 220VAC
- For multi-voltage options please consult APEM

* = For resistorless versions (02) please refer to the forward voltage on page 1

Mouser Electronics

Authorized Distributor

Click to View Pricing, Inventory, Delivery & Lifecycle Information:

Apem:

[Q16F1BXXB110E](#) [Q16F1BXXB12E](#) [Q16F1BXXG110E](#) [Q16F1BXXG12E](#) [Q16F1BXXG24E](#) [Q16F1BXXR110E](#)
[Q16F1BXXR12E](#) [Q16F1BXXR24E](#) [Q16F1BXXW110E](#) [Q16F1BXXW12E](#) [Q16F1BXXW24E](#) [Q16F1BXXY110E](#)
[Q16F1BXXY12E](#) [Q16F1BXXY24E](#) [Q16F1CXXB110E](#) [Q16F1CXXB12E](#) [Q16F1CXXB24E](#) [Q16F1CXXG110E](#)
[Q16F1CXXG12E](#) [Q16F1CXXG24E](#) [Q16F1CXXR110E](#) [Q16F1CXXR12E](#) [Q16F1CXXR24E](#) [Q16F1CXXW110E](#)
[Q16F1CXXW12E](#) [Q16F1CXXW24E](#) [Q16F1CXXY110E](#) [Q16F1CXXY12E](#) [Q16F1CXXY24E](#) [Q16P1BXXB110E](#)
[Q16P1BXXB12E](#) [Q16P1BXXG110E](#) [Q16P1BXXG12E](#) [Q16P1BXXG24E](#) [Q16P1BXXR110E](#) [Q16P1BXXR12E](#)
[Q16P1BXXR24E](#) [Q16P1BXXW110E](#) [Q16P1BXXW12E](#) [Q16P1BXXW24E](#) [Q16P1BXXY110E](#) [Q16P1BXXY12E](#)
[Q16P1BXXY24E](#) [Q16P1BZZRYG12E](#) [Q16P1BZZRYG24E](#) [Q16P1CXXB110E](#) [Q16P1CXXB12E](#) [Q16P1CXXB24E](#)
[Q16P1CXXG110E](#) [Q16P1CXXG12E](#) [Q16P1CXXG24E](#) [Q16P1CXXR110E](#) [Q16P1CXXR12E](#) [Q16P1CXXR24E](#)
[Q16P1CXXW110E](#) [Q16P1CXXW12E](#) [Q16P1CXXW24E](#) [Q16P1CXXY110E](#) [Q16P1CXXY12E](#) [Q16P1CXXY24E](#)
[Q16P1CZZRYG12E](#) [Q16P1CZZRYG24E](#) [Q16F1BXXB24E](#) [Q16P1BXXB24E](#) [Q16F1BXXG24AE](#) [Q16P3CZZRYG24E](#)
[Q16P1BPXXG12E](#) [Q16F1BXXW220E](#) [Q16F1BXXB220E](#) [Q16F1BXXG220E](#) [Q16F1BXXR12AE](#) [Q16F1BXXR24AE](#)
[Q16F1BXXY12AE](#) [Q16P1BXXSR02E](#) [Q16P3BXXW24E](#) [Q16PP5BPZZRYG02E](#) [Q16FP1BPXXG28E](#)
[Q16FP1BPXXR28E](#) [Q16FP1BPXXSR28E](#) [Q16P1BXXHR12EX0130](#) [Q16P1BXXHY12EX0130](#) [Q16P1BXXSG02E](#)
[Q16F5BXXHG12E3K6](#) [Q16F5BXXHR12E3BF](#) [Q16F5BXXHR12E3BU](#) [Q16F5BXXHR12E3PB](#) [Q16F5BXXHR12E3SB](#)
[Q16F5BXXHY12E327](#) [Q16F1BXXSG220E](#) [Q16F1CZZRYG24](#) [Q16F3CXXB24EX0034](#) [Q16F3CXXG24EX0034](#)
[Q16F3CXXR24EX0034](#) [Q16F5BXXB12E3AJ](#) [Q16F1CXXY24AE](#) [Q16F3BYYRG02E](#) [Q16P1BXXHG12EX0130](#)
[Q16P3BXXSY24AE](#) [Q16P1BXXG220E](#) [Q16F1BXXSG110E](#)