

GENERAL PURPOSE APPLICATION.  
SWITCHING APPLICATION.

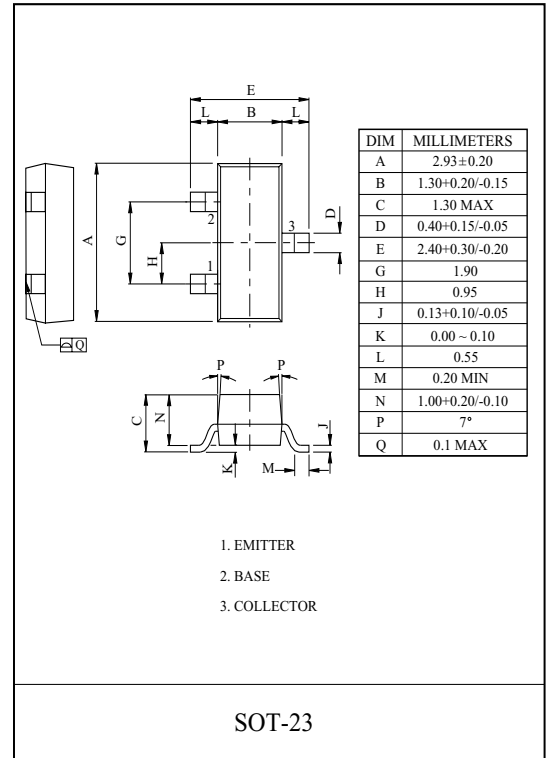
### FEATURES

- Low Leakage Current  
:  $I_{CEX}=10\text{nA}(\text{Max.})$ ;  $V_{CE}=60\text{V}$ ,  $V_{EB(\text{OFF})}=3\text{V}$ .
- Low Saturation Voltage  
:  $V_{CE(\text{sat})}=0.3\text{V}(\text{Max.})$ ;  $I_C=150\text{mA}$ ,  $I_B=15\text{mA}$ .
- Complementary to the KTN2907S/2907AS.

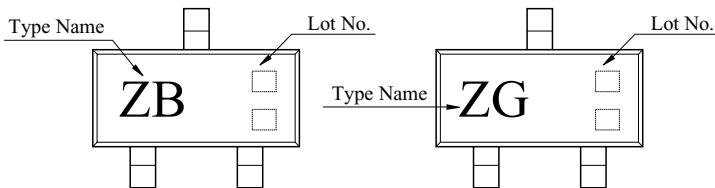
### MAXIMUM RATING (Ta=25 °C)

CHARACTERISTIC	SYMBOL	RATING		UNIT
		KTN2222S	KTN2222AS	
Collector-Base Voltage	$V_{CBO}$	60	75	V
Collector-Emitter Voltage	$V_{CEO}$	30	40	V
Emitter-Base Voltage	$V_{EBO}$	5	6	V
Collector Current	$I_C$	600		mA
Collector Power Dissipation (Ta=25 °C)	$P_C$	350		mW
Junction Temperature	$T_j$	150		
Storage Temperature Range	$T_{stg}$	-55 150		

Note :  $P_C^*$  : Package Mounted on 99.5% alumina  $10 \times 8 \times 0.6\text{mm}$ .



### Marking



### MARK SPEC

TYPE	MARK
KTN2222S	Z B
KTN2222AS	Z G

# KTN2222S/AS

## ELECTRICAL CHARACTERISTICS (Ta=25 °C)

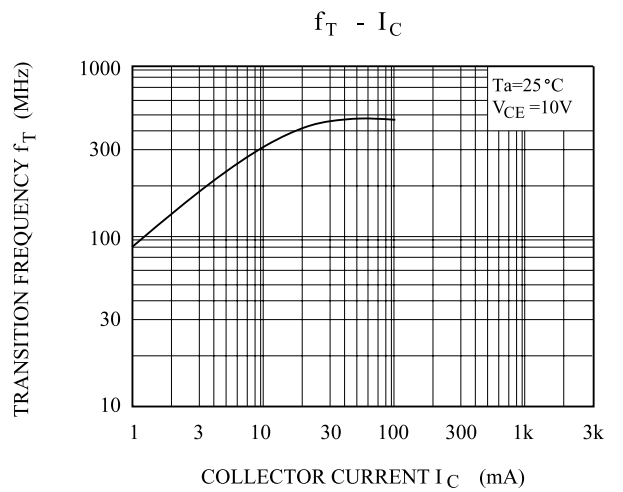
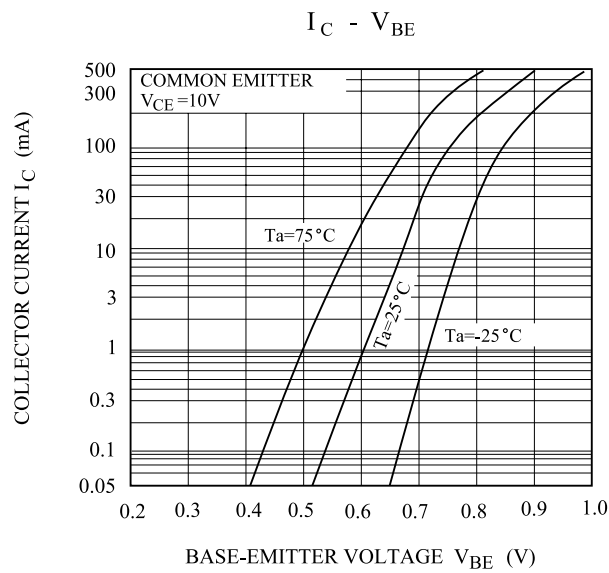
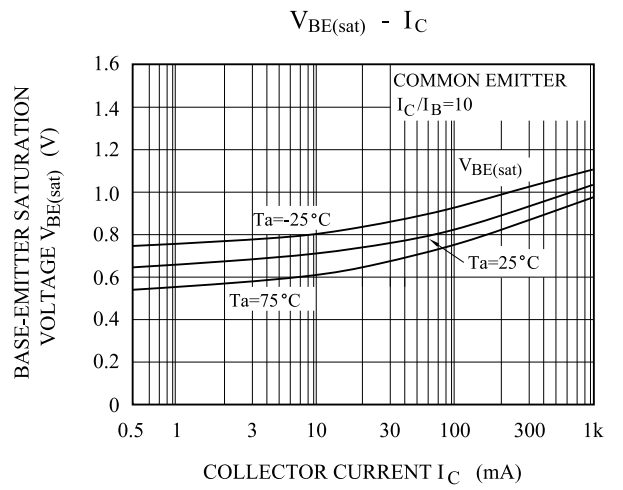
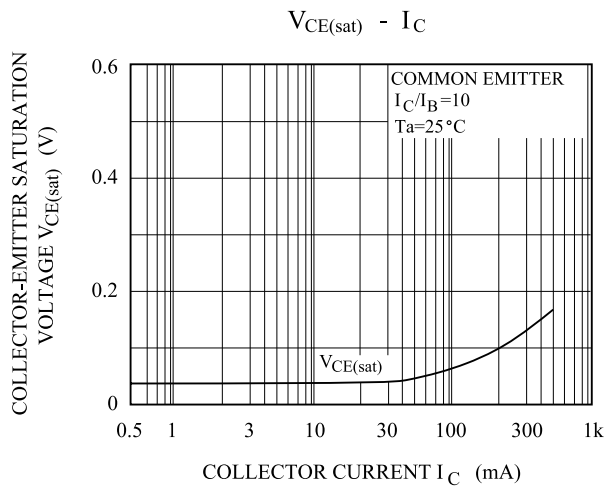
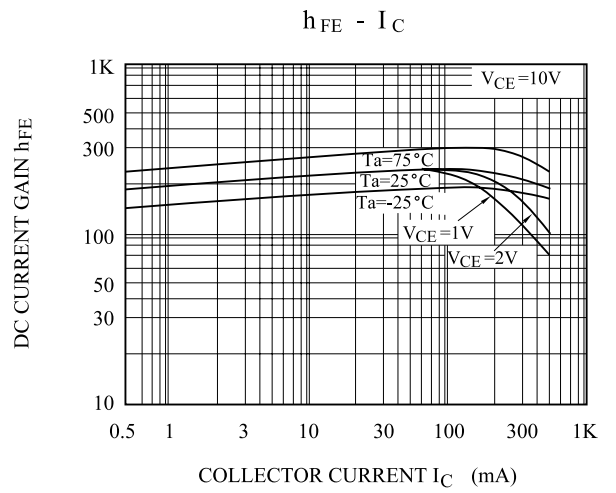
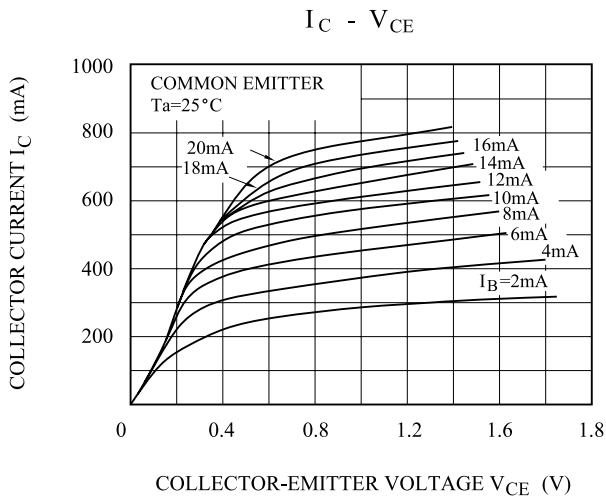
CHARACTERISTIC		SYMBOL	TEST CONDITION	MIN.	TYP.	MAX.	UNIT	
Collector Cut-off Current	KTN2222AS	$I_{CEX}$	$V_{CE}=60V, V_{EB(OFF)}=3V$	-	-	10	nA	
Collector Cut-off Current	KTN2222S	$I_{CBO}$	$V_{CB}=50V, I_E=0$	-	-	0.01	$\mu A$	
	KTN2222AS		$V_{CB}=60V, I_E=0$	-	-	0.01		
Emitter Cut-off Current	KTN2222AS	$I_{EBO}$	$V_{EB}=3V, I_C=0$	-	-	10	nA	
Collector-Base Breakdown Voltage	KTN2222S	$V_{(BR)CBO}$	$I_C=10\mu A, I_E=0$	60	-	-	V	
	KTN2222AS			75	-	-		
Collector-Emitter Breakdown Voltage	KTN2222S	$V_{(BR)CEO}$	$I_E=10mA, I_B=0$	30	-	-	V	
	KTN2222AS			40	-	-		
Emitter-Base Breakdown Voltage	KTN2222S	$V_{(BR)EBO}$	$I_E=10\mu A, I_C=0$	5	-	-	V	
	KTN2222AS			6	-	-		
DC Current Gain	KTN2222S	$h_{FE}$	$h_{FE}(1)$	$I_C=0.1mA, V_{CE}=10V$	35	-	-	V
			$h_{FE}(2)$	$I_C=1mA, V_{CE}=10V$	50	-	-	
			$h_{FE}(3)$	$I_C=10mA, V_{CE}=10V$	75	-	-	
			$h_{FE}(4)$	$I_C=150mA, V_{CE}=10V$	100	-	300	
	KTN2222AS	$h_{FE}$	$h_{FE}(5)$	$I_C=500mA, V_{CE}=10V$	30	-	-	
					40	-	-	
Collector-Emitter Saturation Voltage	KTN2222S	$V_{CE(sat)1}$	$I_C=150mA, I_B=15mA$	-	-	0.4	V	
	KTN2222AS			-	-	0.3		
	KTN2222S	$V_{CE(sat)2}$	$I_C=500mA, I_B=50mA$	-	-	1.6		
	KTN2222AS			-	-	1		
Base-Emitter Saturation Voltage	KTN2222S	$V_{BE(sat)1}$	$I_C=150mA, I_B=15mA$	-	-	1.3	V	
	KTN2222AS			0.6	-	1.2		
	KTN2222S	$V_{BE(sat)2}$	$I_C=500mA, I_B=50mA$	-	-	2.6		
	KTN2222AS			-	-	2.0		
Transition Frequency	KTN2222S	$f_T$	$V_{CE}=20V, I_C=20mA, f=100MHz$	250	-	-	MHz	
	KTN2222AS			300	-	-		
Collector Output Capacitance		$C_{ob}$	$V_{CB}=10V, I_E=0, f=1.0MHz$	-	-	8	pF	
Input Capacitance	KTN2222S	$C_{ib}$	$V_{EB}=0.5V, I_C=0, f=1.0MHz$	-	-	30	pF	
	KTN2222AS			-	-	25		

\* Pulse Test : Pulse Width 300  $\mu s$ , Duty Cycle 2%.

# KTN2222S/AS

## ELECTRICAL CHARACTERISTICS (Ta=25 °C)

CHARACTERISTIC		SYMBOL	TEST CONDITION	MIN.	TYP.	MAX.	UNIT
Input Impedance	KTN2222AS	$h_{ie}$	$I_C=1mA, V_{CE}=10V, f=1kHz$	2	-	8	k
			$I_C=10mA, V_{CE}=10V, f=1kHz$	0.25	-	1.25	
Voltage Feedback Ratio	KTN2222AS	$h_{re}$	$I_C=1mA, V_{CE}=10V, f=1kHz$	-	-	8	$\times 10^{-4}$
			$I_C=10mA, V_{CE}=10V, f=1kHz$	-	-	4	
Small-Signal Current Gain	KTN2222AS	$h_{fe}$	$I_C=1mA, V_{CE}=10V, f=1kHz$	50	-	300	
			$I_C=10mA, V_{CE}=10V, f=1kHz$	75	-	375	
Collector Output Admittance	KTN2222AS	$h_{oe}$	$I_C=1mA, V_{CE}=10V, f=1kHz$	5	-	35	$\mu$
			$I_C=10mA, V_{CE}=10V, f=1kHz$	25	-	200	
Collector-Base Time Constant	KTN2222AS	$C_c \cdot r_{bb}'$	$I_E=20mA, V_{CB}=20V, f=31.8MHz$	-	-	150	pS
Noise Figure	KTN2222AS	NF	$I_C=100\mu A, V_{CE}=10V,$ $R_g=1k\Omega, f=1kHz$	-	-	4	dB
Switching Time	Delay Time	$t_d$	$V_{CC}=30V, V_{BE(OFF)}=0.5V$	-	-	10	nS
	Rise Time	$t_r$	$I_C=150mA, I_{B1}=15mA$	-	-	25	
	Storage Time	$t_{stg}$	$V_{CC}=30V, I_C=150mA$	-	-	225	
	Fall Time	$t_f$	$I_{B1}=-I_{B2}=15mA$	-	-	60	



# KTN2222S/AS

