

SWITCHING TYPE POWER SUPPLY APPLICATION.
CONVERTER & CHOPPER APPLICATION.

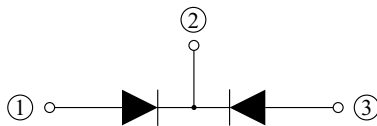
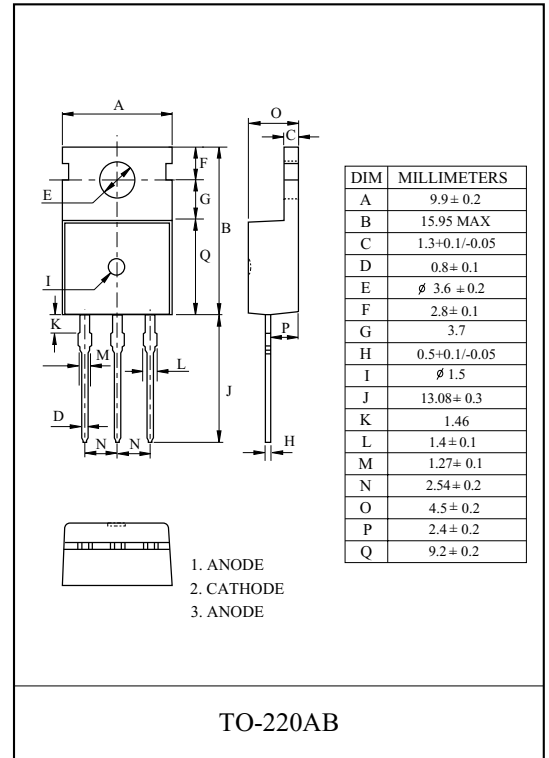
FEATURES

- Average Output Rectified Current
: $I_O=30A$.
- Repetitive Peak Reverse Voltage
: $V_{RRM}=100V$.
- Fast Reverse Recovery Time : $t_{rr}=35ns$.

MAXIMUM RATING (Ta=25°C)

| CHARACTERISTIC | SYMBOL | RATING | UNIT |
|--|-----------|---------|------|
| Repetitive Peak Reverse Voltage | V_{RRM} | 100 | V |
| Average Output Rectified Current (Note) | I_O | 30 | A |
| Peak One Cycle Surge Forward Current (Non-Repetitive 60Hz) | I_{FSM} | 350 | A |
| Junction Temperature | T_j | -40~150 | °C |
| Storage Temperature Range | T_{stg} | -55~150 | °C |

Note : average forward current of centertap full wave connection.



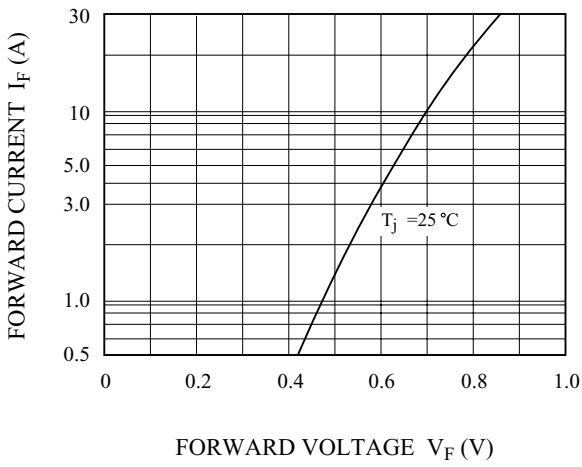
ELECTRICAL CHARACTERISTICS (Ta=25°C)

| CHARACTERISTIC | SYMBOL | TEST CONDITION | MIN. | TYP. | MAX. | UNIT |
|--|---------------|---------------------------------|------|------|------|------|
| Peak Forward Voltage (Note) | V_{FM} | $I_{FM}=15A$ | - | - | 0.85 | V |
| Repetitive Peak Reverse Current (Note) | I_{RRM} | $V_{RRM}=\text{Rated}$ | - | - | 150 | μA |
| Reverse Recovery Time (Note) | t_{rr} | $I_{FM}=1.0A, di/dt=-30A/\mu s$ | - | - | 35 | ns |
| Thermal Resistance (Note) | $R_{th(j-c)}$ | Juction to Case | - | - | 1.2 | °C/W |

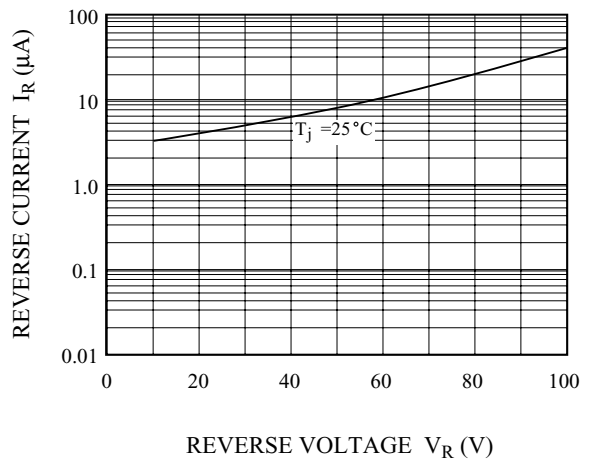
Note : A value of one cell

MBR30100CT

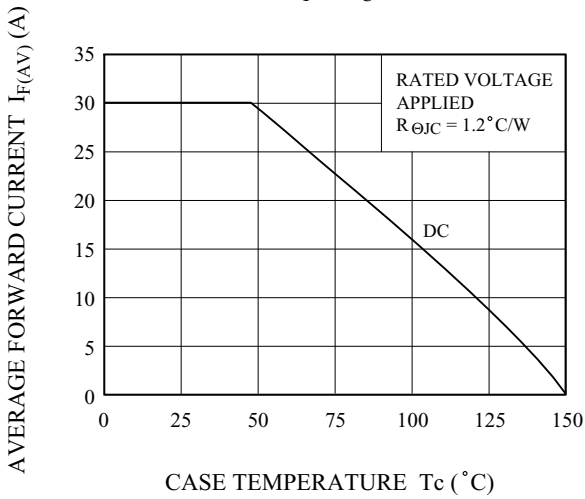
$I_F - V_F$



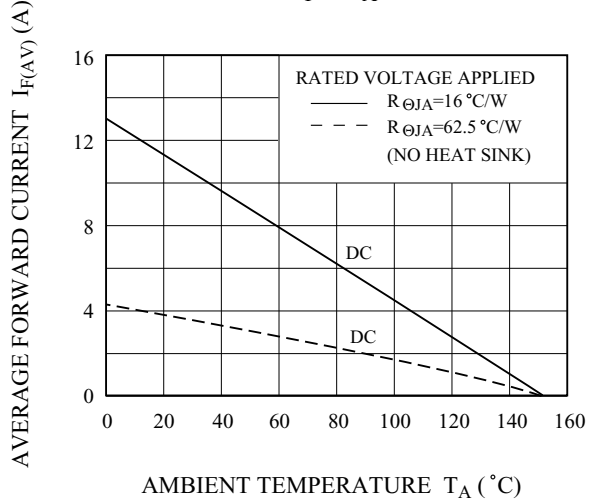
$I_R - V_R$



$I_F - T_c$



$I_F - T_A$



$P_{F(AV)} - I_{F(AV)}$

