

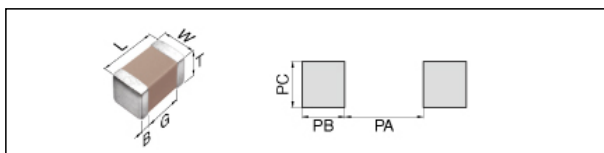


**C4532X7R2A225K230KA** (TDK item description : C4532X7R2A225KT\*\*\*\*)

Applications	 Commercial Grade
	 Please refer to Part No. CGA8N2X7R2A225K230KA for automotive use.
Feature	<b>Mid</b> Mid Voltage (100 to 630V)
Series	C4532 [EIA CC1812]



Size	
Length(L)	4.50mm +/-0.40mm
Width(W)	3.20mm +/-0.40mm
Thickness(T)	2.30mm +/-0.20mm
Terminal Width(B)	0.20mm Min.
Terminal Spacing(G)	
Recommended Land Pattern(PA)	3.10 to 3.70mm
Recommended Land Pattern(PB)	1.20 to 1.40mm
Recommended Land Pattern(PC)	2.40 to 3.20mm
Recommended Slit Pattern(SD)	

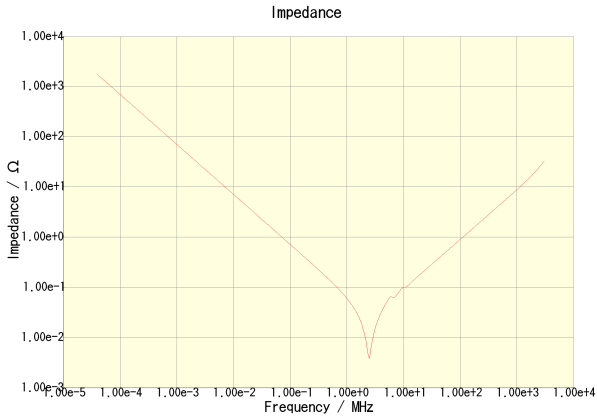
Electrical Characteristics	
Capacitance	2.2uF +/-10%
Rated Voltage	100Vdc
Temperature Characteristic	X7R(+/-15%)
Dissipation Factor	3% Max.
Insulation Resistance	227MΩ Min.

Other	
Soldering Method	Reflow
AEC Q200	No
Packing	Blister (Plastic)Taping [180mm Reel]
Package Quantity	500Pcs Min.

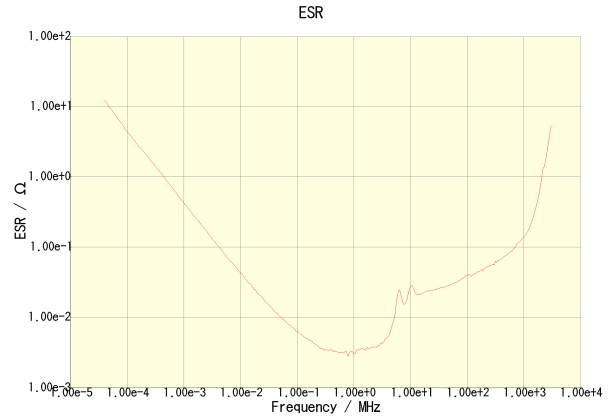
•This PDF document was created based on the data listed on the TDK Corporation website.  
 •All specifications are subject to change without notice.

# C4532X7R2A225K230KA

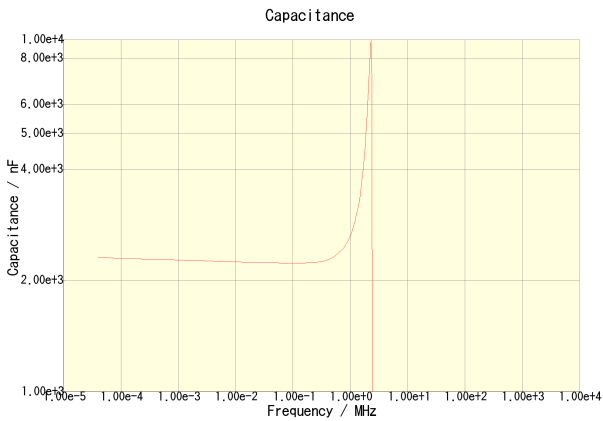
## Characteristic Graphs (This is reference data, and does not guarantee the product's characteristics.)



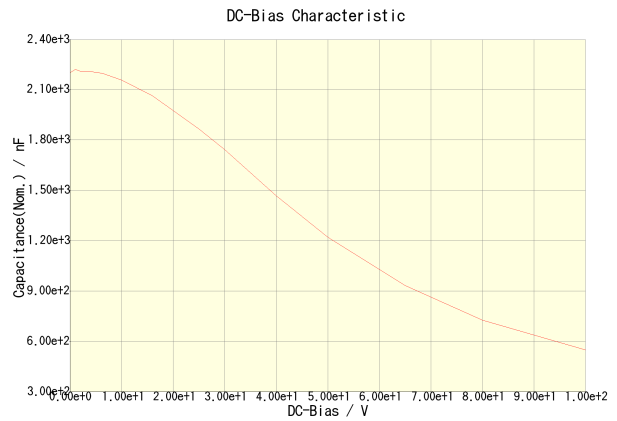
C4532X7R2A225K230KA



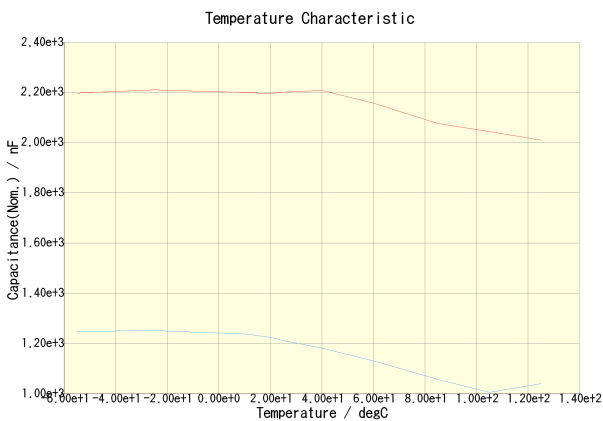
C4532X7R2A225K230KA



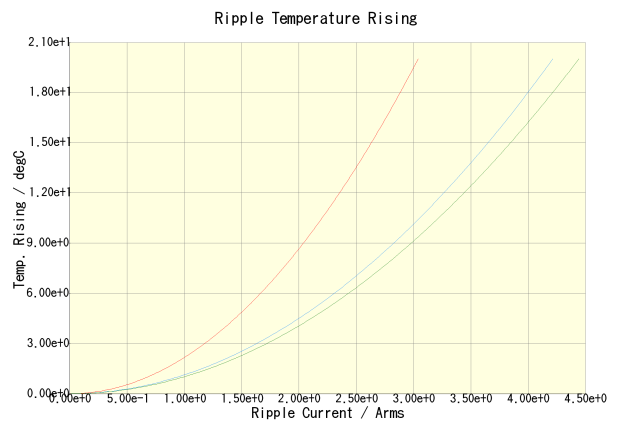
C4532X7R2A225K230KA



C4532X7R2A225K230KA



C4532X7R2A225K230KA(DC Bias = 0V) C4532X7R2A225K230KA(DC Bias = 50V)



C4532X7R2A225K230KA(100kHz) C4532X7R2A225K230KA(500kHz)  
C4532X7R2A225K230KA(1MHz)

•This PDF document was created based on the data listed on the TDK Corporation website.  
•All specifications are subject to change without notice.