

## 250mA, 100V High-Speed Switching SMD Diode

### FEATURES

- Low power loss, high efficiency
- Ideal for automated placement
- High surge current capability
- Moisture sensitivity level: level 1, per J-STD-020
- RoHS Compliant
- Halogen-free according to IEC 61249-2-21

### APPLICATIONS

- Switching mode power supply (SMPS)
- Adapters
- Lighting application
- On-board DC/DC converter

### MECHANICAL DATA

- Case: SOD-323F
- Molding compound meets UL 94V-0 flammability rating
- Terminal: Matte tin plated leads, solderable per J-STD-002
- Meet JESD 201 class 1A whisker test
- Polarity: Indicated by cathode band
- Weight: 4.60mg (approximately)

KEY PARAMETERS		
PARAMETER	VALUE	UNIT
$I_F$	250	mA
$V_{RRM}$	100	V
$V_F$ at $I_F = 150\text{mA}$	1.25	V
$T_{J\text{MAX}}$	150	°C
Package	SOD-323F	
Configuration	Single die	



SOD-323F



ABSOLUTE MAXIMUM RATINGS ( $T_A = 25^\circ\text{C}$ unless otherwise noted)			
PARAMETER	SYMBOL	BAS316WS	UNIT
Marking code on the device		W2	
Repetitive peak reverse voltage	$V_{RRM}$	100	V
Forward current	$I_F$	250	mA
Non-repetitive peak forward surge current	Pulse Width = 1 $\mu\text{s}$	4	A
	Pulse Width = 1 ms	1	
Junction temperature range	$T_J$	-65 to +150	°C
Storage temperature range	$T_{STG}$	-65 to +150	°C

**THERMAL PERFORMANCE**

PARAMETER	SYMBOL	TYP	UNIT
Junction-to-ambient thermal resistance	$R_{\theta JA}$	351	°C/W

**Note:** Units mounted on PCB (10mm x 5mm Cu pad test board)

**ELECTRICAL SPECIFICATIONS** ( $T_A = 25^\circ\text{C}$  unless otherwise noted)

PARAMETER	CONDITIONS	SYMBOL	MIN	MAX	UNIT
Forward voltage <sup>(1)</sup>	$I_F = 1.0\text{mA}, T_J = 25^\circ\text{C}$	$V_F$	-	0.715	V
	$I_F = 10\text{mA}, T_J = 25^\circ\text{C}$		-	0.855	V
	$I_F = 50\text{mA}, T_J = 25^\circ\text{C}$		-	1.000	V
	$I_F = 150\text{mA}, T_J = 25^\circ\text{C}$		-	1.250	V
Reverse voltage	$I_R = 100\mu\text{A}, T_J = 25^\circ\text{C}$	$V_R$	100	-	V
Reverse current @ rated $V_R$ <sup>(2)</sup>	$V_R = 25\text{V}, T_J = 25^\circ\text{C}$	$I_R$	-	0.03	$\mu\text{A}$
	$V_R = 75\text{V}, T_J = 25^\circ\text{C}$		-	1.00	$\mu\text{A}$
Junction capacitance	1MHz, $V_R = 0\text{V}$	$C_J$	-	1.5	pF
Reverse recovery time	$I_F = 10\text{mA}, I_R = 10\text{mA}, I_{rr} = 1\text{mA}$	$t_{rr}$	-	4.0	ns

**Notes:**

1. Pulse test with PW = 0.3ms
2. Pulse test with PW = 30ms

**ORDERING INFORMATION**

ORDERING CODE	PACKAGE	PACKING
BAS316WS RR	SOD-323F	3K / 7" Reel
BAS316WS RRG	SOD-323F	3K / 7" Reel
BAS316WS R9	SOD-323F	10K / 13" Reel
BAS316WS R9G	SOD-323F	10K / 13" Reel

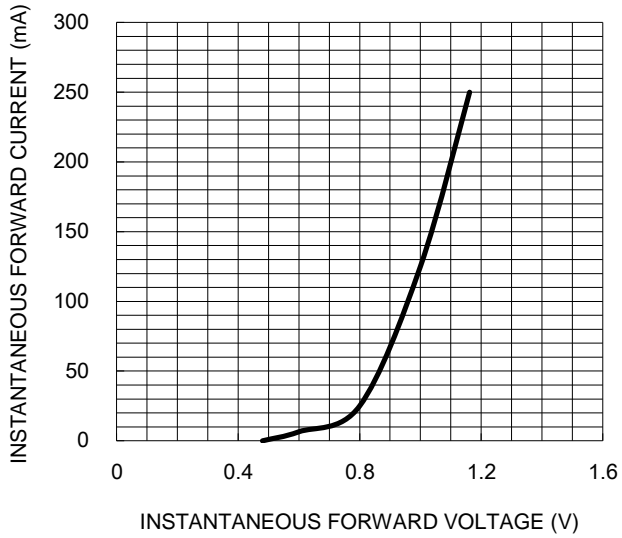
**Notes:**

1. "G" means green compound (halogen-free)

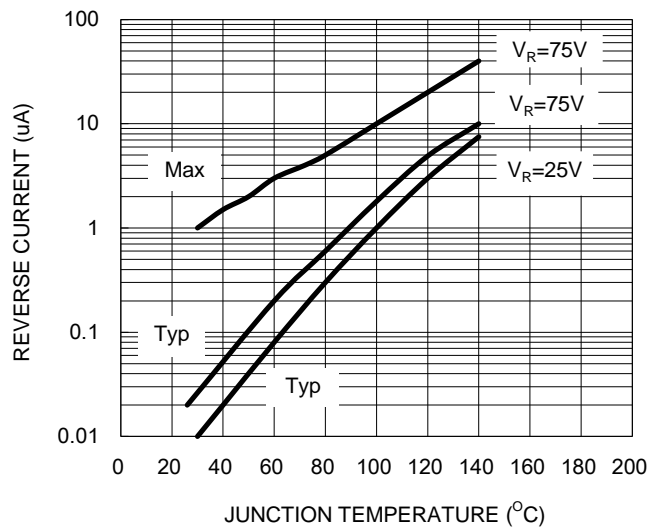
**CHARACTERISTICS CURVES**

( $T_A = 25^\circ\text{C}$  unless otherwise noted)

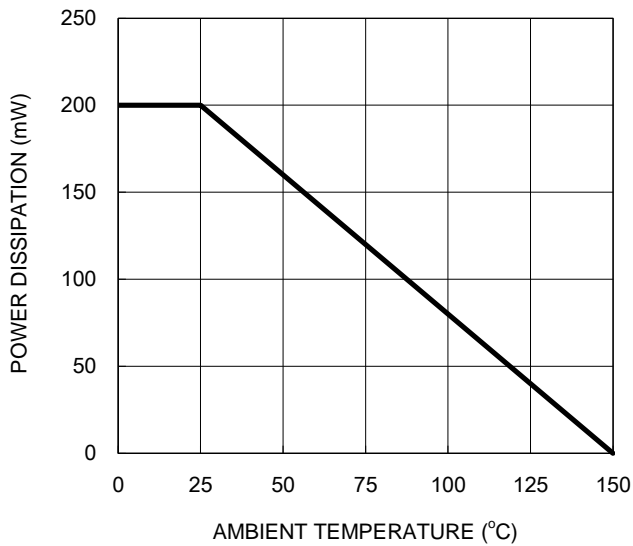
**Fig.1 Typical Forward Characteristics**



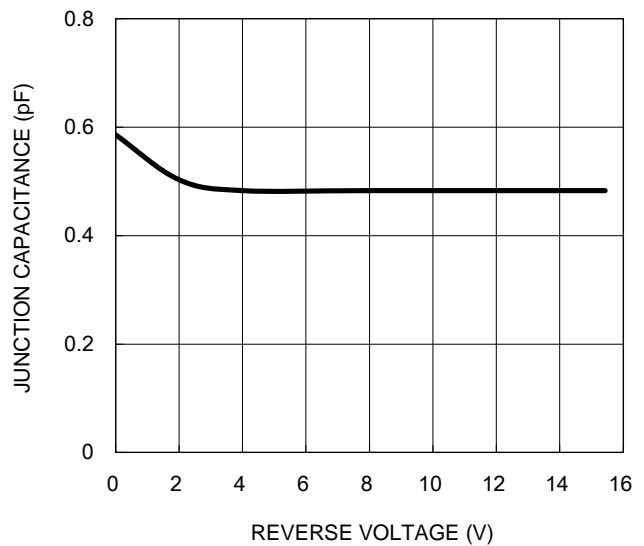
**Fig.2 Reverse Current VS. Junction Temperature**



**Fig.3 Power Dissipation Curve**

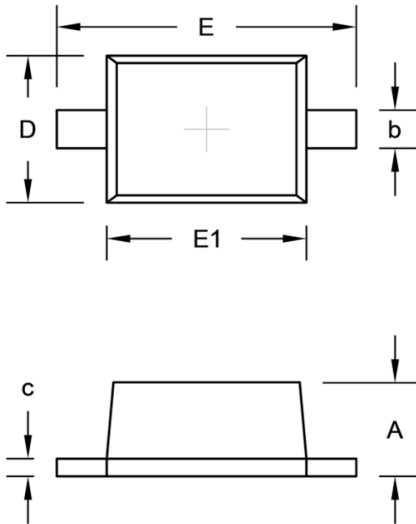


**Fig.4 Typical Junction Capacitance**



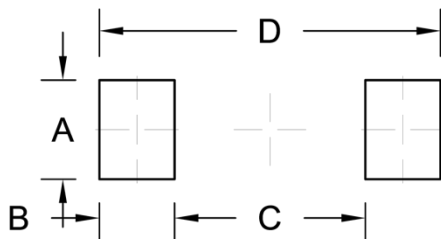
**PACKAGE OUTLINE DIMENSION**

SOD-323F



DIM.	Unit (mm)		Unit (inch)	
	Min.	Max.	Min.	Max.
A	0.60	1.00	0.024	0.039
b	0.25	0.40	0.010	0.016
c	0.05	0.25	0.002	0.010
D	1.15	1.35	0.045	0.053
E	2.30	2.80	0.091	0.110
E1	1.60	1.80	0.063	0.071

**SUGGEST PAD LAYOUT**



Symbol	Unit (mm)	Unit (inch)
A	0.83	0.033
B	0.63	0.025
C	1.60	0.063
D	2.86	0.113

## Notice

Specifications of the products displayed herein are subject to change without notice. TSC or anyone on its behalf, assumes no responsibility or liability for any errors or inaccuracies.

Purchasers are solely responsible for the choice, selection, and use of TSC products and TSC assumes no liability for application assistance or the design of Purchasers' products.

Information contained herein is intended to provide a product description only. No license, express or implied, to any intellectual property rights is granted by this document. Except as provided in TSC's terms and conditions of sale for such products, TSC assumes no liability whatsoever, and disclaims any express or implied warranty, relating to sale and/or use of TSC products including liability or warranties relating to fitness for a particular purpose, merchantability, or infringement of any patent, copyright, or other intellectual property right.

The products shown herein are not designed for use in medical, life-saving, or life-sustaining applications. Customers using or selling these products for use in such applications do so at their own risk and agree to fully indemnify TSC for any damages resulting from such improper use or sale.