

NLCV32T-4R7M-PFR



Applications	Commercial Grade
Feature	<p> No Directivity</p> <p> Wire Wound</p> <p> Ferrite Core</p>
Series Type	NLCV32-PFR
Status	<p> Production (Not Recommended for New Design)</p> <p>Recommended Alternate Part No. : NLCV32T-4R7M-EFR (Interchangeability is not guaranteed.)</p>
Brand	TDK



Size	
Length(L)	3.20mm ±0.20mm
Width(W)	2.50mm ±0.20mm
Thickness Height	2.20mm ±0.20mm
Recommended Land Pattern (A)	1.20mm Nom.
Recommended Land Pattern (B)	2.00mm Nom.
Recommended Land Pattern (C)	2.00mm Nom.

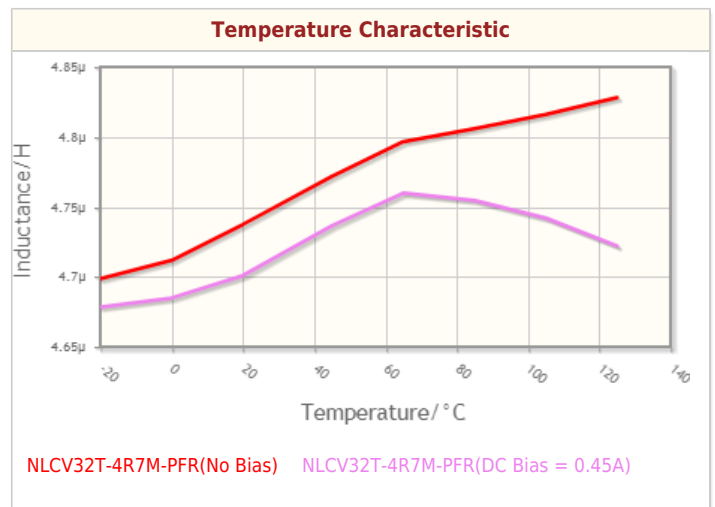
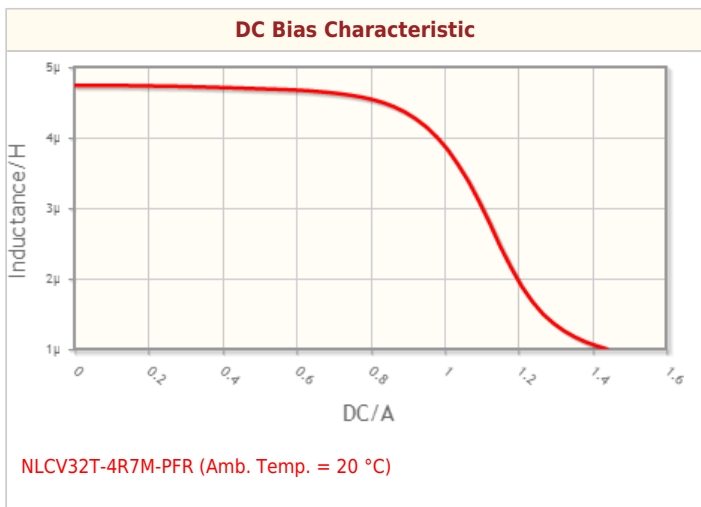
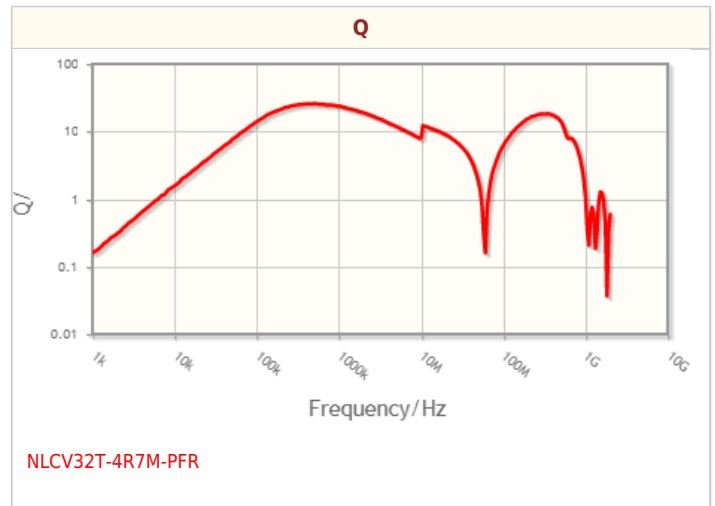
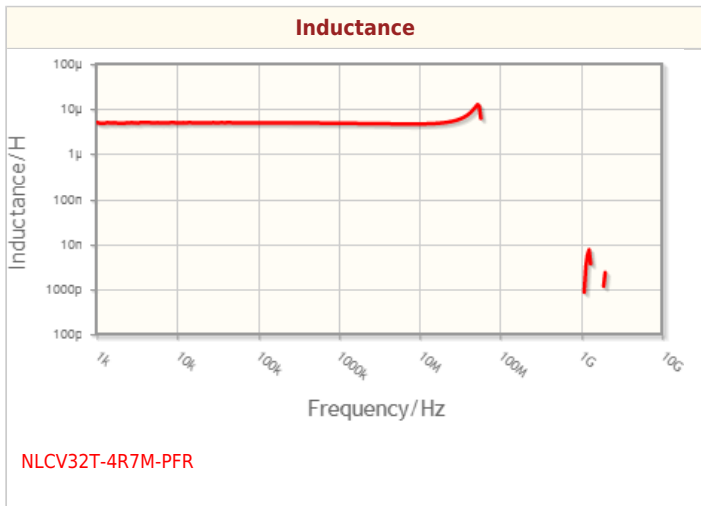
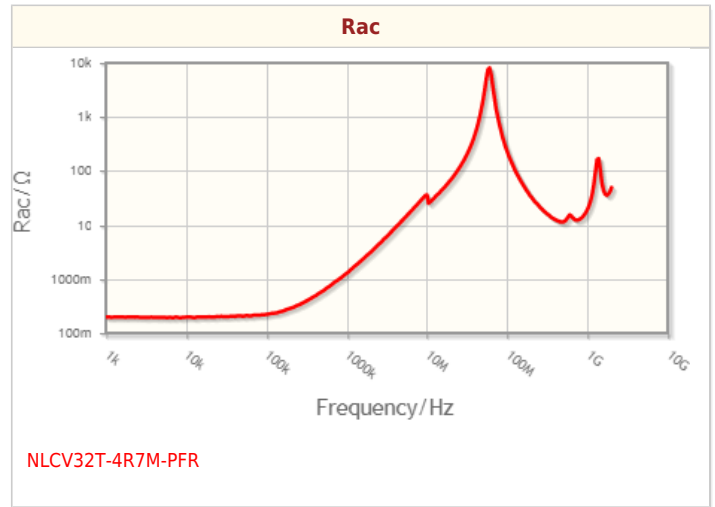
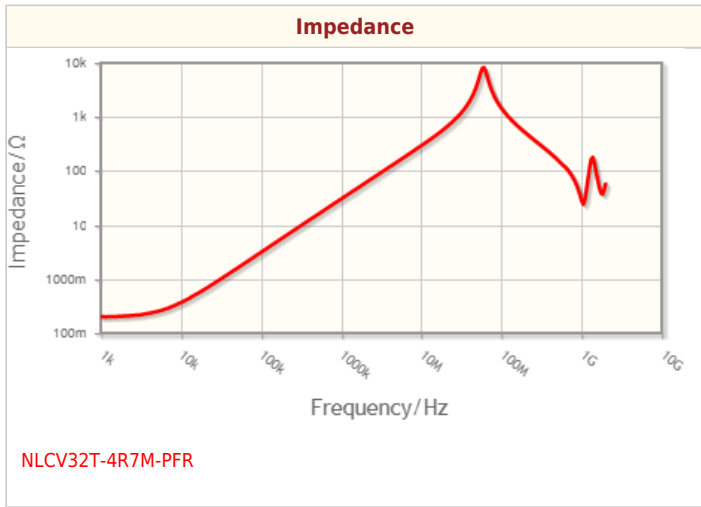
Electrical Characteristics	
Inductance	4.7µH ±20% at 7.96MHz
Rated Current	900mA
DC Resistance [Typ.]	200mΩ
DC Resistance [Max.]	240mΩ
Self Resonant Frequency [Min.]	46MHz
Self Resonant Frequency [Typ.]	
Q [Min.]	
Q [Typ.]	15

Other	
Operating Temp. Range (Including Self-Temp. Rise)	-40 to 125°C
Soldering Method	Wave (Flow)
	Reflow
	Iron Soldering
AEC-Q200	No
Packing	Blister (Plastic)Taping [180mm Reel]
Package Quantity	2000pcs
Weight	0.05g

! Images are for reference only and show exemplary products.
! This PDF document was created based on the data listed on the TDK Corporation website.
! All specifications are subject to change without notice.



Characteristic Graphs(This is reference data, and does not guarantee the products characteristics.)

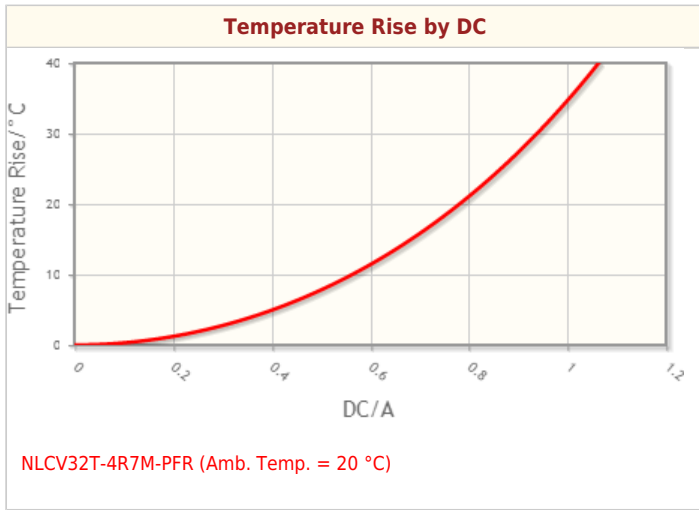


! Images are for reference only and show exemplary products.
! This PDF document was created based on the data listed on the TDK Corporation website.
! All specifications are subject to change without notice.

NLCV32T-4R7M-PFR



Characteristic Graphs(This is reference data, and does not guarantee the products characteristics.)



! Images are for reference only and show exemplary products.
! This PDF document was created based on the data listed on the TDK Corporation website.
! All specifications are subject to change without notice.



Associated Images

