

**BC546A/B/C**  
**BC547A/B/C**  
**BC548A/B/C**

**NPN Silicon**  
**Amplifier Transistor**  
**625mW**

**Features**

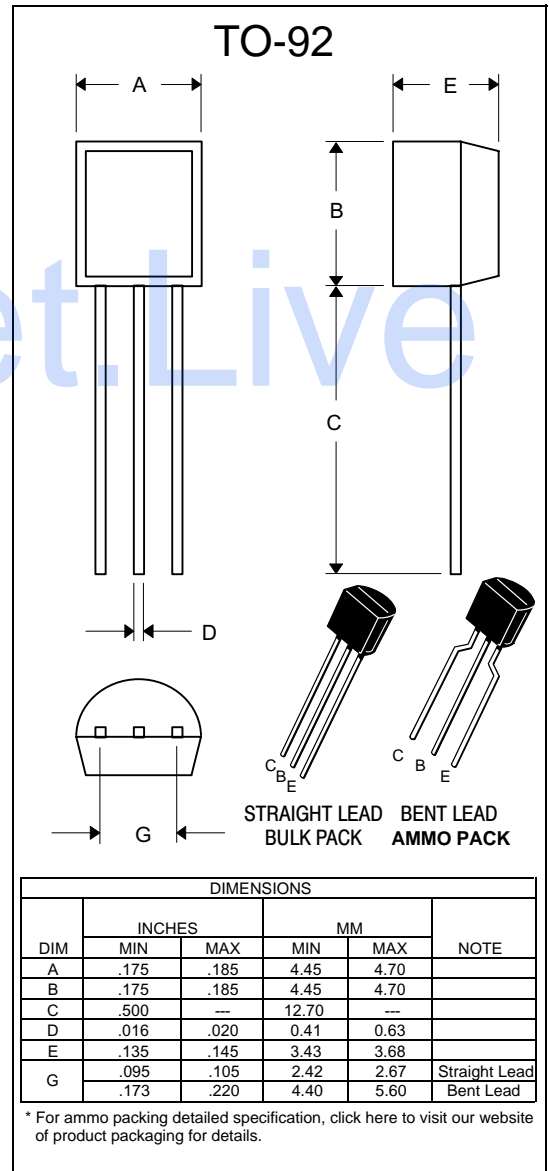
- Lead Free Finish/RoHS Compliant ("P" Suffix designates RoHS Compliant. See ordering information)
- Through Hole Package
- 150°C Junction Temperature
- Epoxy meets UL 94 V-0 flammability rating
- Moisture Sensitivity Level 1
- Halogen free available upon request by adding suffix "-HF"

**Mechanical Data**

- Case: TO-92, Molded Plastic
- Polarity:indicated as below

**Maximum Ratings @ 25°C Unless Otherwise Specified**

Charateristic	Symbol	Value	Unit
Collector-Emitter Voltage	BC546 BC547 BC548	65 45 30	V
Collector-Base Voltage	BC546 BC547 BC548	80 50 30	V
Emitter-Base Voltage	$V_{EBO}$	6.0	V
Collector Current(DC)	$I_C$	100	mA
Power Dissipation@ $T_A=25^\circ C$	$P_d$	625 5.0	mW mW/°C
Power Dissipation@ $T_C=25^\circ C$	$P_d$	1.5 12	W mW/°C
Thermal Resistance, Junction to Ambient Air	$R_{\theta JA}$	200	°C/W
Thermal Resistance, Junction to Case	$R_{\theta JC}$	83.3	°C/W
Operating & Storage Temperature	$T_j, T_{STG}$	-55~150	°C



# BC546 thru BC548

## ELECTRICAL CHARACTERISTICS (T<sub>A</sub> = 25°C unless otherwise noted)

Characteristic	Symbol	Min	Typ	Max	Unit
<b>OFF CHARACTERISTICS</b>					
Collector–Emitter Breakdown Voltage (I <sub>C</sub> = 1.0 mA, I <sub>B</sub> = 0)	BC546	65	—	—	V
	BC547	45	—	—	
	BC548	30	—	—	
Collector–Base Breakdown Voltage (I <sub>C</sub> = 100 µAdc)	BC546	80	—	—	V
	BC547	50	—	—	
	BC548	30	—	—	
Emitter–Base Breakdown Voltage (I <sub>E</sub> = 10 µA, I <sub>C</sub> = 0)	BC546	6.0	—	—	V
	BC547	6.0	—	—	
	BC548	6.0	—	—	

## ON CHARACTERISTICS

DC Current Gain (I <sub>C</sub> = 10 µA, V <sub>CE</sub> = 5.0 V)	BC546A/547A/548A	h <sub>FE</sub>	—	90	—	—
	BC546B/547B/548B		—	150	—	
	BC546C/547C/548C		—	270	—	
(I <sub>C</sub> = 2.0 mA, V <sub>CE</sub> = 5.0 V)	BC546A/547A/548A		110	180	220	
	BC546B/547B/548B		200	290	450	
	BC546C/547C/548C		420	520	800	
(I <sub>C</sub> = 100 mA, V <sub>CE</sub> = 5.0 V)	BC546A/547A/548A		—	120	—	
	BC546B/547B/548B		—	180	—	
	BC546C/547C/548C		—	300	—	
Collector–Emitter Saturation Voltage (I <sub>C</sub> = 100 mA, I <sub>B</sub> = 5.0 mA)		V <sub>CE(sat)</sub>	—	—	0.3	V
Base–Emitter Saturation Voltage (I <sub>C</sub> = 100 mA, I <sub>B</sub> = 5.0 mA)		V <sub>BE(sat)</sub>	—	—	1.0	V
Base–Emitter On Voltage (I <sub>C</sub> = 2.0 mA, V <sub>CE</sub> = 5.0 V) (I <sub>C</sub> = 10 mA, V <sub>CE</sub> = 5.0 V)		V <sub>BE(on)</sub>	0.55	—	0.7	V
			—	—	0.77	

## SMALL–SIGNAL CHARACTERISTICS

Current–Gain — Bandwidth Product (I <sub>C</sub> = 10 mA, V <sub>CE</sub> = 5.0 V, f = 100 MHz)	BC546	f <sub>T</sub>	150	300	—	MHz
	BC547		150	300	—	
	BC548		150	300	—	
Output Capacitance (V <sub>CB</sub> = 10 V, I <sub>C</sub> = 0, f = 1.0 MHz)		C <sub>obo</sub>	—	1.7	4.5	pF
Input Capacitance (V <sub>EB</sub> = 0.5 V, I <sub>C</sub> = 0, f = 1.0 MHz)		C <sub>ibo</sub>	—	10	—	pF
Small–Signal Current Gain (I <sub>C</sub> = 2.0 mA, V <sub>CE</sub> = 5.0 V, f = 1.0 kHz)	BC546A/547A/548A	h <sub>fe</sub>	125	220	260	—
	BC546B/547B/548B		240	330	500	
	BC546C/547C/548C		450	600	900	
Noise Figure (I <sub>C</sub> = 0.2 mA, V <sub>CE</sub> = 5.0 V, R <sub>S</sub> = 2 kΩ, f = 1.0 kHz, Δf = 200 Hz)	BC546	NF	—	2.0	10	dB
	BC547		—	2.0	10	
	BC548		—	2.0	10	

# BC546 thru BC548

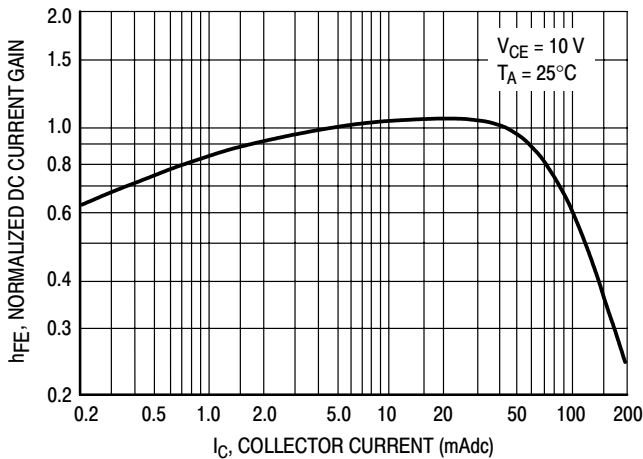


Figure 1. Normalized DC Current Gain

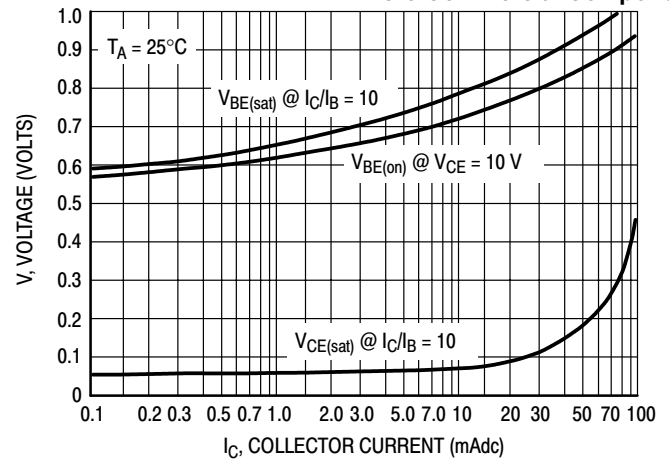


Figure 2. "Saturation" and "On" Voltages

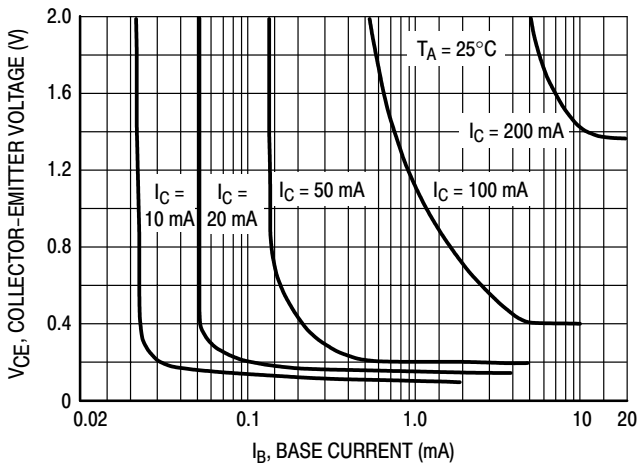


Figure 3. Collector Saturation Region

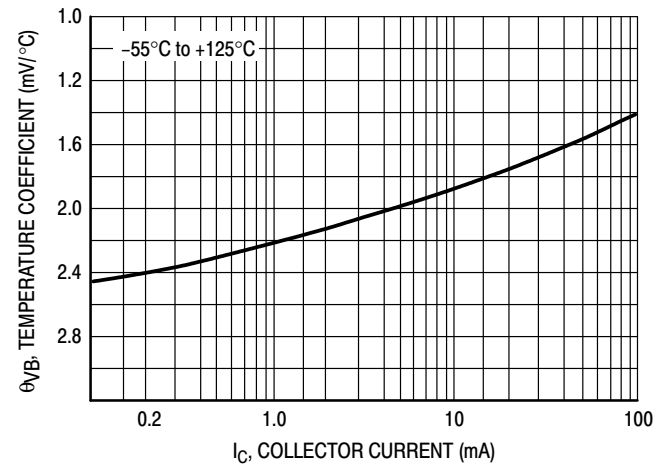


Figure 4. Base-Emitter Temperature Coefficient

## BC547/BC548

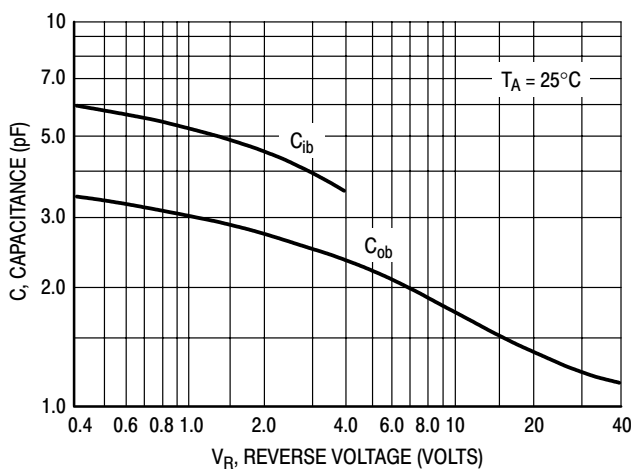


Figure 5. Capacitances

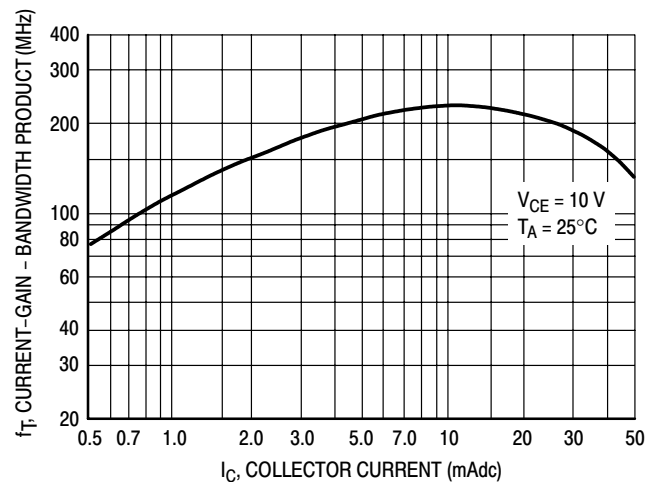


Figure 6. Current-Gain - Bandwidth Product

# BC546 thru BC548

## BC547/BC548

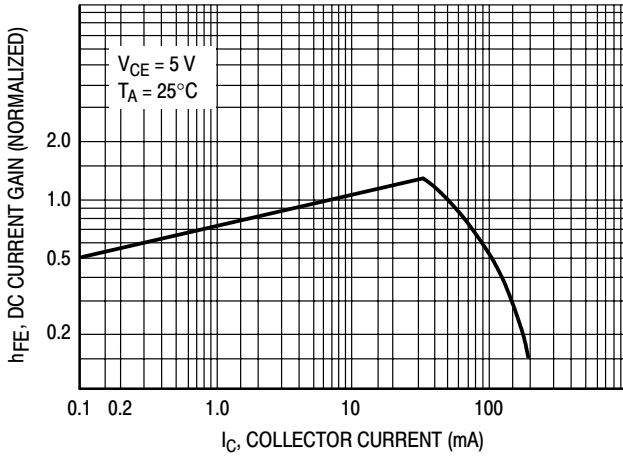


Figure 7. DC Current Gain

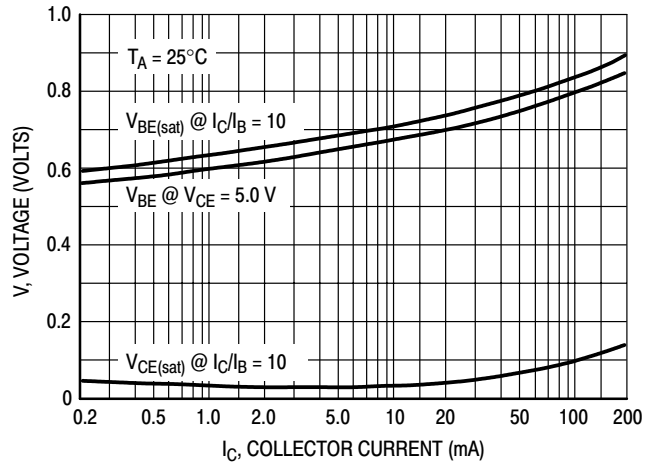


Figure 8. "On" Voltage

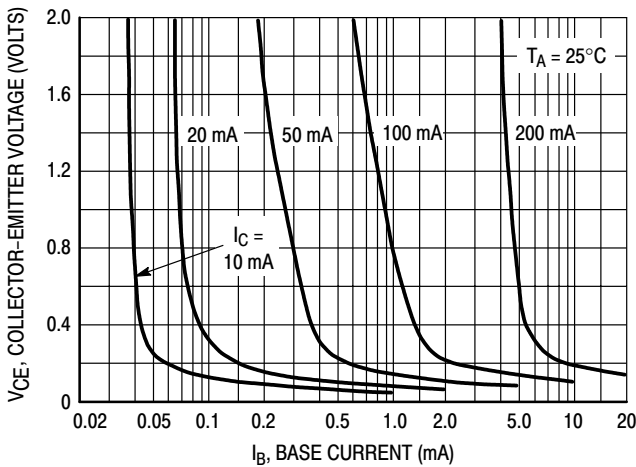


Figure 9. Collector Saturation Region

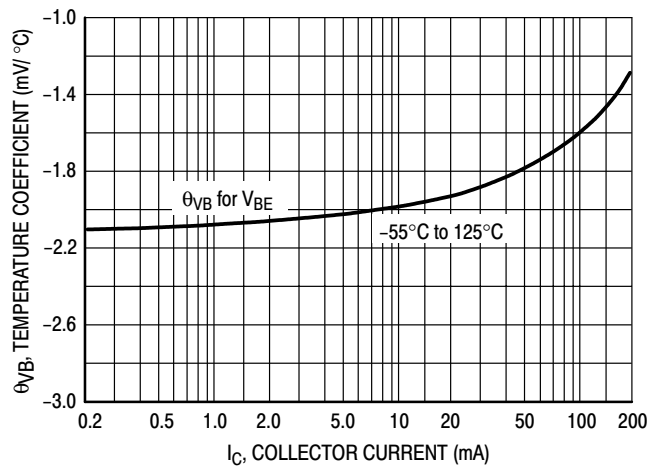


Figure 10. Base-Emitter Temperature Coefficient

## BC546

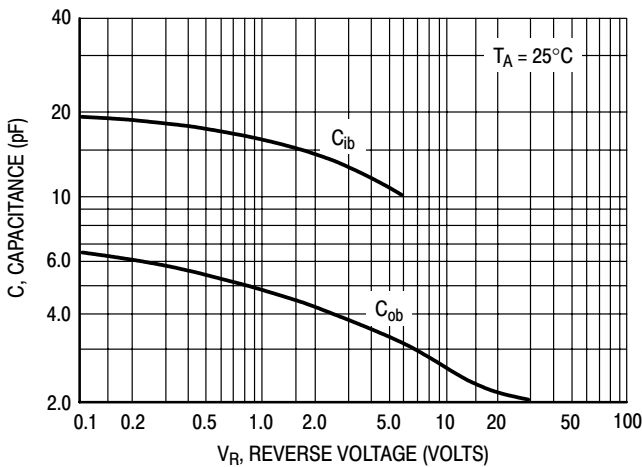


Figure 11. Capacitance

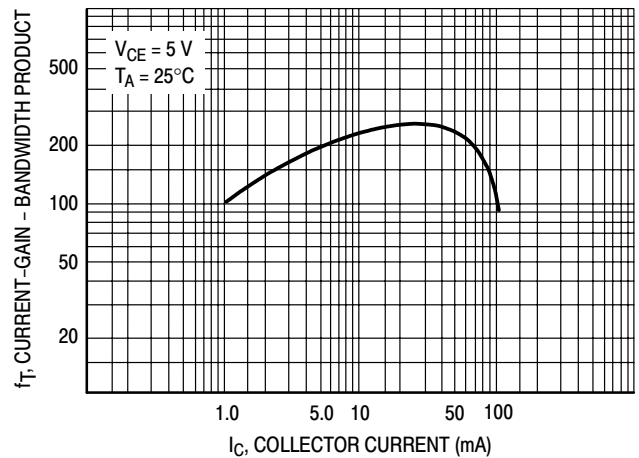


Figure 12. Current-Gain - Bandwidth Product



TM

Micro Commercial Components

## Ordering Information :

Device	Packing
Part Number-AP	Ammo Packing: 20Kpcs/Carton
Part Number-BP	Bulk: 100Kpcs/Carton

Note : Adding "-HF" suffix for halogen free, eg. Part Number-AP-HF

### \*\*\*IMPORTANT NOTICE\*\*\*

**Micro Commercial Components Corp.** reserves the right to make changes without further notice to any product herein to make corrections, modifications, enhancements, improvements, or other changes. **Micro Commercial Components Corp.** does not assume any liability arising out of the application or use of any product described herein; neither does it convey any license under its patent rights, nor the rights of others. The user of products in such applications shall assume all risks of such use and will agree to hold **Micro Commercial Components Corp.** and all the companies whose products are represented on our website, harmless against all damages.

### \*\*\*LIFE SUPPORT\*\*\*

MCC's products are not authorized for use as critical components in life support devices or systems without the express written approval of Micro Commercial Components Corporation.

### \*\*\*CUSTOMER AWARENESS\*\*\*

Counterfeiting of semiconductor parts is a growing problem in the industry. Micro Commercial Components (MCC) is taking strong measures to protect ourselves and our customers from the proliferation of counterfeit parts. MCC strongly encourages customers to purchase MCC parts either directly from MCC or from Authorized MCC Distributors who are listed by country on our web page cited below. Products customers buy either from MCC directly or from Authorized MCC Distributors are genuine parts, have full traceability, meet MCC's quality standards for handling and storage. **MCC will not provide any warranty coverage or other assistance for parts bought from Unauthorized Sources.** MCC is committed to combat this global problem and encourage our customers to do their part in stopping this practice by buying direct or from authorized distributors.

[www.mccsemi.com](http://www.mccsemi.com)