
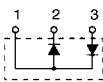
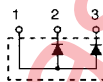
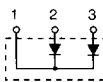
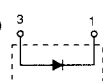

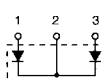
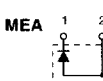


FRED Modules

$$I_{FAV} = 75 - 582 \text{ A}$$

Type	V_{RRM}	$I_{FAV} @ T_C$		I_{FRMS}	I_{FSM}	$V_F @ I_F$		t_{rr}	$I_{RM} @ -di/dt$		R_{thJC}	P_{tot}	Fig. No.	Package style Outline drawings on page 91-100	
$T_{VJM} = 150^\circ\text{C}$	V	A	$^\circ\text{C}$	T_{VJM}	10 ms	$T_{VJ} = 125^\circ\text{C}$	$T_{VJ} = 25^\circ\text{C}$	typ.	typ.	$T_{VJ} = 100^\circ\text{C}$	K/W	max.			
				A	A	V	A	ns	A	A/ μs		W			
MEO 550-02DA	200	582	75	822	4800	1.08	520	150	15	200	0.071	1750	29	Fig. 29 Weight 150 g	
MEO 500-06DA	600	514	75	726		1.41	520	250	132	800		1750			
MEO 450-12DA	1200	453	75	640		1.76	520	450	165	800		1750			
MEK 75-12DA	1200	75	75	107	1200	1.85	100	250	33	200	0.45	280	27		
MEA 75-12DA	1200	75	75									280			
MEE 75-12DA	1200	75	75									280			
MEK 95-06DA	600	95	75	142	1200	1.36	100	250	21	200	0.45	280	30	Fig. 30 Weight 150 g	
MEA 95-06DA	600	95	75									280			
MEE 95-06DA	600	95	75									280			
MEK 150-04DA	400	150	100	200	1200	1.4*	300	300	11	100	0.35	360			
MEK 350-02DA	200	356	75	503	2400	0.92	260	150	15	200	0.143	875	30	Fig. 30 Weight 150 g	
MEK 300-06DA	600	304	75	430		1.19	260	250	66	400		875			
MEK 250-12DA	1200	260	75	367		1.54	260	450	83	400		875			
MEE 300-06DA	600	304	75	430	2400	1.19	260	250	66	400	0.143	875			
MEE 250-12DA	1200	260	75	367		1.54	260	450	83	400		875			
MEA 300-06DA	600	304	75	430	2400	1.19	260	250	66	400	0.143	875			
MEA 250-12DA	1200	260	75	367		1.54	260	450	83	400		875			
1 phase and 3 phase rectifiers with fast recovery epitaxial diodes (FRED); see also page 64															
$P_D \neq T_{VJM} = 150^\circ\text{C}$															
Diode connections for Fig. 27 (TO-240)															
															
MEE					MEA					MEK					
Diode connections for Fig. 29 and 30 (34 mm package)															
															
MEO				MEE				MEK				MEA			

