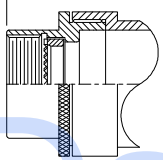


CONNECTOR DESIGNATORS
A-B*-C-D-E-F
G-H-J-K-L-S

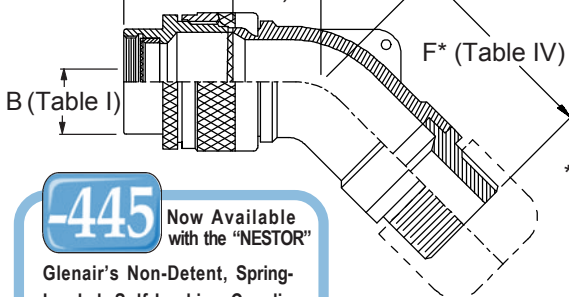
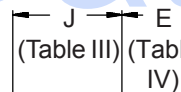
* Conn. Desig. B See Note 5
DIRECT COUPLING

Length ± .060 (1.52)

Min. Order Length 2.0 Inch
 (See Note 4)



STYLE 2
 (STRAIGHT - See Note 1)

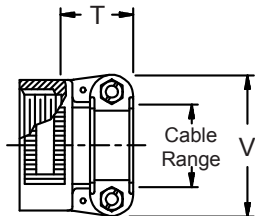


-445

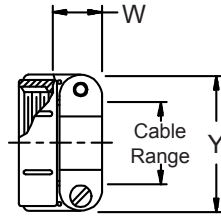
Now Available with the "NESTOR"

Glenair's Non-Detent, Spring-Loaded, Self-Locking Coupling. Add "-445" to Specify This AS85049 Style "N" Coupling Interface.

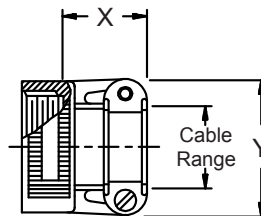
STYLE H
 Heavy Duty
 (Table X)



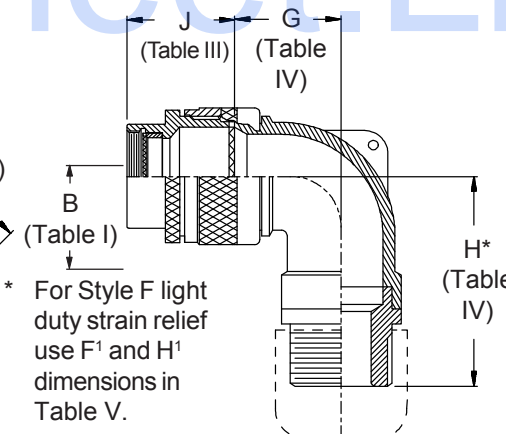
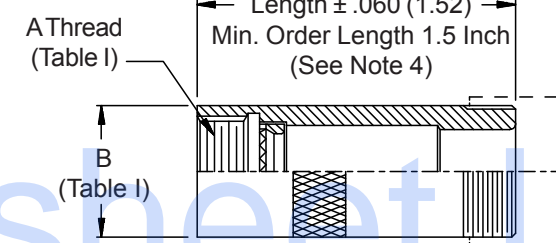
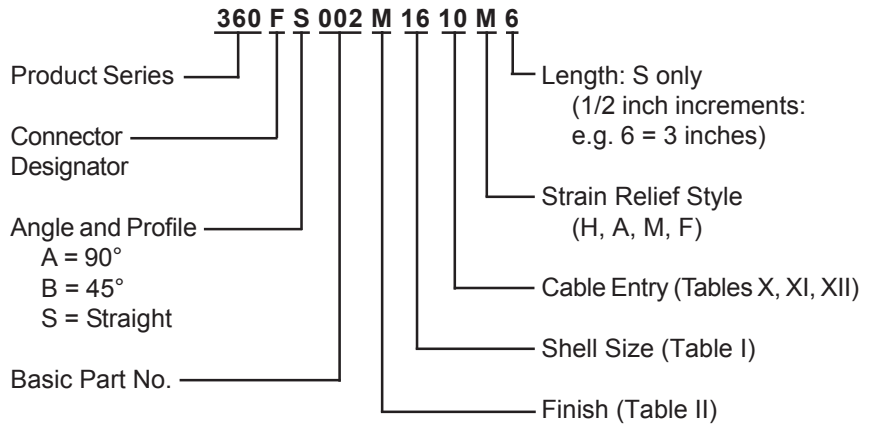
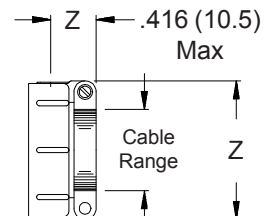
STYLE A
 Medium Duty
 (Table XI)



STYLE M
 Medium Duty
 (Table XI)



STYLE F
 Light Duty
 (Table XII)



* For Style F light duty strain relief use F¹ and H¹ dimensions in Table V.

1. When maximum cable entry (page 22) is exceeded, Style 2 will be supplied. (straight only.)
2. Metric dimensions (mm) are indicated in parentheses.
3. Cable range is defined as the accommodations range for the wire bundle or cable. Dimensions shown are not intended for inspection criteria.
4. Consult factory for shorter lengths on straight backshells.
5. When using Connector Designator B refer to pages 18 and 19 for part number development.

360-002
Non-Environmental Backshell
with Strain Relief
Low Profile - Direct Coupling



TABLE III: FRONT ADAPTER

J Max - Conn. Designator

Shell Size	A-E-F		
	J-H-L-S	D-B-G-K	C
08/09	1.180 (30.0)	1.440 (36.6)	
10/11	1.180 (30.0)	1.440 (36.6)	
12/13	1.180 (30.0)	1.440 (36.6)	1.735 (44.1)
14/15	1.180 (30.0)	1.440 (36.6)	1.915 (48.6)
16/17	1.380 (35.0)	1.560 (39.6)	1.915 (48.6)
18/19	1.380 (35.0)	1.560 (39.6)	1.915 (48.6)
20/21	1.380 (35.0)	1.560 (39.6)	1.915 (48.6)
22/23	1.380 (35.0)	1.560 (39.6)	1.915 (48.6)
24/25	1.380 (35.0)	1.560 (39.6)	1.915 (48.6)
28/29	1.610 (40.9)	1.560 (39.6)	1.915 (48.6)
32/33	1.610 (40.9)	1.750 (44.5)	1.915 (48.6)
36	1.610 (40.9)	1.750 (44.5)	1.915 (48.6)
40	1.610 (40.9)	2.190 (55.6)	1.915 (48.6)

See inside back cover fold-out or pages 13 and 14 for unabridged Tables I and II.

TABLE IV: ELBOW DIMENSIONS

Elbow Size	E	F	G	H
	Max	Max	Max	Max
04	.567 (14.4)	1.187 (30.1)	.636 (16.2)	1.200 (30.5)
06	.630 (16.0)	1.250 (31.8)	.710 (18.0)	1.320 (33.5)
08	.692 (17.6)	1.312 (33.3)	.731 (18.6)	1.340 (34.0)
10	.755 (19.2)	1.655 (42.0)	.825 (21.0)	1.660 (42.2)
12	.848 (21.5)	1.765 (44.8)	.988 (25.1)	1.950 (49.5)
16	1.036 (26.3)	1.952 (49.6)	1.087 (27.6)	2.033 (51.6)
20	1.130 (28.7)	2.098 (53.3)	1.325 (33.7)	2.033 (51.6)
24	1.255 (31.9)	2.155 (54.7)	1.337 (34.0)	2.200 (55.9)
28	1.317 (33.5)	2.250 (57.2)	1.827 (46.4)	2.450 (62.2)
32	1.348 (34.2)	2.343 (59.5)	2.027 (51.5)	2.450 (62.2)

TABLE X: CABLE ENTRY

Dash No.	T Max	V Max	Cable Range	
			Min	Max
04	.780 (19.8)	.957 (24.3)	.125 (3.2)	.312 (7.9)
06	.780 (19.8)	1.145 (29.1)	.250 (6.4)	.437 (11.1)
08	.780 (19.8)	1.332 (33.8)	.312 (7.9)	.562 (14.3)
10	.780 (19.8)	1.332 (33.8)	.350 (8.9)	.625 (15.9)
12	.811 (20.6)	1.551 (39.4)	.500 (12.7)	.750 (19.1)
16	.905 (23.0)	1.770 (45.0)	.625 (15.9)	.937 (23.8)
20	1.092 (27.7)	2.113 (53.7)	.875 (22.2)	1.250 (31.8)
24	1.124 (28.5)	2.363 (60.0)	1.000 (25.4)	1.375 (34.9)
28	1.399 (35.5)	2.770 (70.4)	1.250 (31.8)	1.625 (41.3)
32	1.399 (35.5)	3.020 (76.7)	1.437 (36.5)	1.875 (47.6)

TABLE XII: CABLE ENTRY

Dash No.	Z Max	Cable Range	
		Min	Max
02	.968 (24.6)	.125 (3.2)	.250 (6.4)
03	1.046 (26.6)	.250 (6.4)	.375 (9.5)
04	1.156 (29.4)	.312 (7.9)	.500 (12.7)
05	1.218 (30.9)	.437 (11.1)	.625 (15.9)
06	1.343 (34.1)	.562 (14.3)	.750 (19.1)
07	1.468 (37.3)	.687 (17.4)	.875 (22.2)
08	1.593 (40.5)	.812 (20.6)	1.000 (25.4)
10	1.843 (46.8)	1.062 (27.0)	1.250 (31.8)

TABLE XI: CABLE ENTRY

Dash No.	W Max	X Max	Y Max	Cable Range	
				Min	Max
03*	.437 (11.1)	.760 (19.3)	.843 (21.4)	.156 (4.0)	.250 (6.4)
04*	.437 (11.1)	.760 (19.3)	.906 (23.0)	.188 (4.8)	.312 (7.9)
06*	.500 (12.7)	.760 (19.3)	1.093 (27.8)	.281 (7.1)	.438 (11.1)
08	.563 (14.3)	.760 (19.3)	1.187 (30.1)	.344 (8.7)	.562 (14.3)
10	.563 (14.3)	.760 (19.3)	1.281 (32.5)	.375 (9.5)	.625 (15.9)
12	.563 (14.3)	.760 (19.3)	1.500 (38.1)	.438 (11.1)	.750 (19.1)
16	.656 (16.7)	1.073 (27.3)	1.719 (43.7)	.562 (14.3)	.938 (23.8)
20	.656 (16.7)	1.323 (33.6)	2.062 (52.4)	.750 (19.1)	1.250 (31.8)
24	.656 (16.7)	1.323 (33.6)	2.312 (58.7)	.781 (19.8)	1.375 (34.9)
28	1.188 (30.2)	1.572 (39.9)	2.719 (69.1)	.969 (24.6)	1.625 (41.3)
32*	1.187 (30.1)	1.572 (39.9)	2.969 (75.4)	1.125 (28.6)	1.875 (47.6)
40*	1.125 (28.6)	1.572 (39.9)	3.531 (89.7)	1.469 (37.3)	2.375 (60.3)

* Not available in Style M clamp.

TABLE V: ELBOW

Elbow Size	F ¹
	Max
04	1.550 (39.4)
06	1.610 (40.9)
08	1.670 (42.4)
10	1.760 (44.7)
12	1.870 (47.5)
16	2.060 (52.3)
20	2.210 (56.1)

Elbow Size	H ¹
	Max
04	1.560 (39.6)
06	1.680 (42.7)
08	1.700 (43.2)
10	1.770 (45.0)
12	1.860 (47.2)
16	2.030 (51.6)
20	2.140 (54.4)

Mouser Electronics

Authorized Distributor

Click to View Pricing, Inventory, Delivery & Lifecycle Information:

Glenair:

[360BS002B1612A3A](#) [360HA002NF1508A](#) [360HS002M1308M5](#) [360HS002M1912M5](#) [360AS002B1410A3](#)
[360AS002B1416A3](#) [360AS002M1410A3](#) [360AS002N1006D4-128-3](#) [360BS002B0806A3A](#) [360BS002B1812A5N](#)
[360BS002B2224A4A](#) [360BS002B3128H8A](#) [360BS002N1512A6A](#) [360DA002N1804A](#) [360DA002NF1008M](#)
[360DA002NF1204A](#) [360DS002B0804A3](#) [360DS002B0806A4](#) [360DS002B1408A6](#) [360DS002M0804H3](#)
[360DS002M1612H3](#) [360DS002M1810H3](#) [360DS002M2412M4-722](#) [360DS002N1010H4](#) [360DS002N1408A5](#)
[360DS002N1616M6](#) [360FS002N1606A4](#) [360HA002M1707F](#) [360HS002B1306A3C](#) [360HS002B1506A4](#)
[360HS002M2316A5](#) [360HS002M2516A8](#) [360HS002N1108M4](#) [360HS002Z11106H4](#) [360RS002B2016H4](#)
[360XS002B0303A2-706B](#) [360XS002B1206A3-706B](#) [360AA002B0806A](#) [360AS002B1006A4](#) [360AS002B1006H4](#)
[360AS002B1008H3](#) [360AS002B1008H6](#) [360AS002B1204H3](#) [360AS002B1206H6](#) [360AS002B1208H3](#)
[360AS002B1208H4](#) [360AS002B1208H6](#) [360AS002B1406H3](#) [360AS002B1406H6](#) [360AS002B1408H3](#)
[360AS002B1408H4](#) [360AS002B1408H6](#) [360AS002B1410H3](#) [360AS002B1410H4](#) [360AS002B1410H6](#)
[360AS002B1412H6](#) [360AS002B1606H6](#) [360AS002B1608H6](#) [360AS002B1610H3](#) [360AS002B1610H4](#)
[360AS002B1610H6](#) [360AS002B1612H6](#) [360AS002B1808H3](#) [360AS002B1810H3](#) [360AS002B1810H4](#)
[360AS002B1810H6](#) [360AS002B2010H3](#) [360AS002B2010H6](#) [360AS002B2210H3](#) [360AS002B2210H6](#)
[360AS002B2212H3](#) [360AS002B2212H6](#) [360AS002B2212M3](#) [360AS002B2404H6](#) [360AS002B2412H3](#)
[360AS002M0804A2](#) [360AS002M0804A4](#) [360AS002M1004A3](#) [360AS002M1008A3](#) [360AS002M1204A4](#)
[360AS002M1404A5](#) [360AS002M1416A4](#) [360AS002M1604A3](#) [360AS002M1608H3](#) [360AS002M2012H3](#)
[360AS002M3220A3](#) [360AS002M6116A4](#) [360AS002N0803A3](#) [360AS002N1408H4](#) [360AS002NF2216M3](#)
[360AS002U1604A3](#) [360BA002B1508AA-7A](#) [360BA002B2016HA](#) [360BA002B2216HA](#) [360BB002UC2116AA](#)
[360BJ002N1404HA-49](#) [360BS002B0808A6A](#) [360BS002B1006A3L](#) [360BS002B1206A5N](#) [360BS002B1404A3A](#)