

Snap Spade Terminals

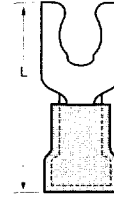
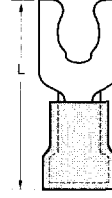
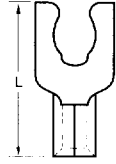
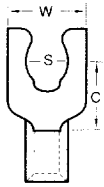
LISTED



1-800-800-0449



Snap Spade Terminals 22 to 10 Wire Range



MATERIAL: COPPER

KRIMP TITE®

INSULKRIMP®
(PVC INSULATION)

AVIKRIMP®
(NYLON INSULATION)

Wire Range	Stud Size S	Max. Width W	Min. Clearance C	Part Number	Max. Length L	Part Number	Max. Length L	Part Number	Max. Length L
22 18 0.3-1.0mm	5 (3) 5-6 (3-3.5)	260 (6.6)	230 (5.8)	AA-1704-05	.585 (14.8)	AA-2704-05X	.810 (20.6)	AA-8704-05	.810 (20.6)
		260 (6.6)	230 (5.8)	AA-1704-06	.585 (14.8)	AA-2704-06X	.810 (20.6)	AA-8704-06	.810 (20.6)
	8 (4)	270 (6.8)	235 (6.0)	AA-1190-06	.645 (16.4)	AA-2190-06X	.870 (22.1)	AA-8190-06	.870 (22.1)
		300 (7.6)	235 (6.0)	AA-1191-08	.655 (16.6)	AA-2191-08X	.880 (22.4)	AA-8191-08	.880 (22.4)
	10 (-)	320 (8.1)	261 (6.6)	AA-1714-08	.646 (16.4)	AA-2714-08X	.871 (22.1)	AA-8714-08	.871 (22.1)
		338 (8.6)	235 (6.0)	AA-1192-10	.705 (17.9)	AA-2192-10X	.930 (23.6)	AA-8192-10	.930 (23.6)
340 (8.6)	261 (6.6)	AA-1715-10	.694 (17.6)	AA-2715-10X	.919 (23.3)	AA-8715-10	.919 (23.3)		
16 14 1.2-2.0mm	5 (3) 5-6 (3-3.5)	260 (6.6)	230 (5.8)	BB-1707-05	.585 (14.8)	BB-2707-05X	.810 (20.6)	BB-8707-05	.825 (21.0)
		260 (6.6)	230 (5.8)	BB-1707-06	.585 (14.8)	BB-2707-06X	.810 (20.6)	BB-8707-06	.825 (21.0)
	8 (4)	270 (6.8)	235 (6.0)	BB-1193-06	.645 (16.4)	BB-2193-06X	.870 (22.1)	BB-8193-06	.885 (22.5)
		300 (7.6)	235 (6.0)	BB-1194-08	.655 (16.6)	BB-2194-08X	.880 (22.4)	BB-8194-08	.895 (22.7)
	10 (-)	320 (8.1)	261 (6.6)	BB-1716-08	.646 (16.4)	BB-2716-08X	.871 (22.1)	BB-8716-08	.886 (22.5)
		338 (8.6)	235 (6.0)	BB-1195-10	.705 (17.9)	BB-2195-10X	.930 (23.6)	BB-8195-10	.945 (24.0)
340 (8.6)	261 (6.6)	BB-1717-10	.694 (17.6)	BB-2717-10X	.919 (23.3)	BB-8717-10	.934 (23.7)		
12 10 3.0-6.0mm	5 (3) 5-6 (3-3.5)	260 (6.6)	230 (5.8)	—	.664 (16.9)	—	.995 (24.3)	C-8710-05	.970 (24.6)
		260 (6.6)	230 (5.8)	C-1710-06	.664 (16.9)	C-2710-06X	.995 (24.3)	C-8710-06	.970 (24.6)
	8 (4)	300 (7.6)	305 (7.8)	C-1196-06	.806 (20.5)	C-2196-06X	1.097 (27.9)	C-8196-06	1.112 (28.2)
		330 (8.4)	305 (7.8)	C-1197-08	.834 (21.2)	C-2197-08X	1.125 (28.5)	C-8197-08	1.140 (29.0)
	10 (-)	320 (8.1)	261 (6.6)	—	.725 (18.4)	C-2718-08X	1.016 (25.7)	C-8718-08	1.031 (26.2)
		330 (8.4)	305 (7.8)	C-1198-10	.854 (21.7)	C-2198-10X	1.145 (29.1)	C-8198-10	1.160 (29.5)
1/4 (6)	340 (8.6)	261 (6.6)	C-1719-10	.773 (19.6)	C-2719-10X	1.064 (27.0)	C-8719-10	1.079 (27.4)	
425 (10.8)	375 (9.5)	C-1199-14	.980 (24.9)	C-2199-14X	1.271 (32.3)	C-8199-14	1.286 (32.3)		

24

Product Specifications

Wire Range	Barrel Length	Material Thickness Max.	Insulation Color	Max. Wire Insulation Dia.		Circular Mil Area
				Insulkrimp®	Avikrimp®	
22-18 AWG	.175 (4.4)	.032 (0.8)	Red	.145 (3.7)	.140 (3.6)	509-2,600
16-14 AWG	.175 (4.4)	.032 (0.8)	Blue	.175 (4.4)	.170 (4.3)	2,050-5,180
12-10 AWG	.250 (6.4)	.040 (1.0)	Yellow	.250 (6.4)	.225 (5.7)	5,180-13,100

Note: For Terminals on Mylar Tape, add "T" at the end of loose piece part number.

CRIMP TIP . .

CHECKING MACHINE CRIMPS FOR QUALITY

Visual inspection of OPEN BARREL crimps.

Insulation Not Damaged—Be sure that the conductor insulation has not been pierced or crushed by the crimp.

Crimp the insulation just enough (may have a slight indentation to hold the wire in place). If the insulation has been pierced or crushed, the wires inside may have been damaged also.

Insulation Support Crimp—Be sure that the insulation barrel tabs are not bent. Form the tabs properly.

If one of the tabs is bent, the insulation crimp will not be strong enough to provide the needed stress relief.

