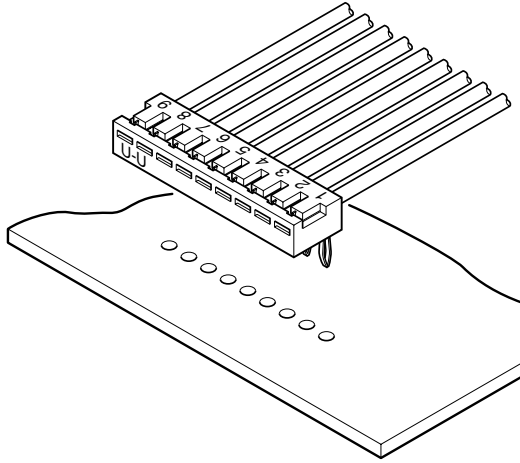




SJN CONNECTOR

2.0mm pitch/Board-in Crimp style connectors



Side entry type board-in connector, with a mounting height of only 2.8mm and a thickness of 4.9mm.

- Housing lances
- Easy mounting onto printed circuit boards

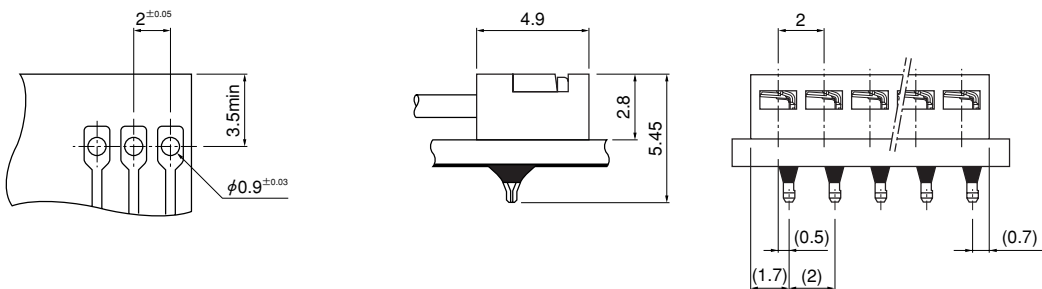
Specifications

- Current rating: 3A AC, DC (AWG #22)
- Voltage rating: 250V AC, DC
- Temperature range: -25°C to +85°C
(including temperature rise in applying electrical current)
- Insulation resistance: 1,000M Ω min.
- Withstanding voltage: 800V AC/minute
- Applicable wire: AWG #28 to #22
- Applicable PC board thickness: 1.2 to 1.6mm
- * Compliant with RoHS.
- * Refer to "General Instruction and Notice when using Terminals and Connectors" at the end of this catalog.
- * Contact JST for details.

Standards

Recognized E60389

PC board layout (viewed from soldering side) and Assembly layout

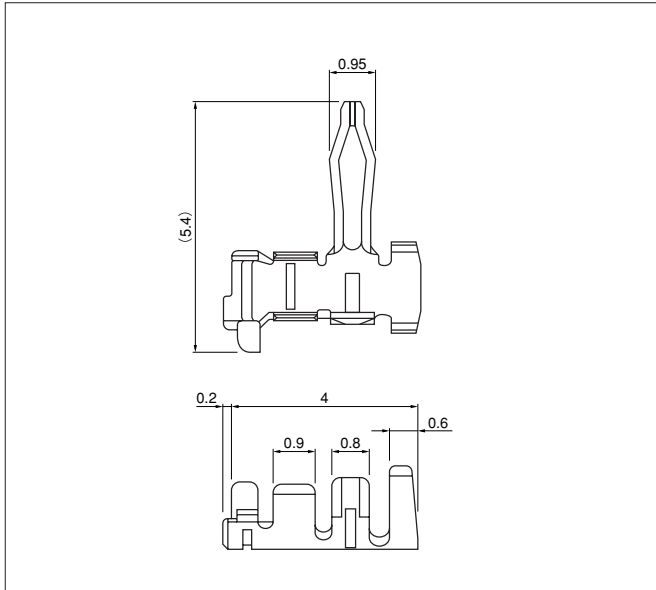


Note: 1. Tolerances are non-cumulative: ± 0.05 mm for all centers.

2. Hole dimensions differ according to the kind of PC board and piercing method. The dimensions above should serve as a guideline. Contact JST for details.

SJN CONNECTOR

Contact



Model No.	Applicable wire		Insulation O.D.(mm)	Q'ty/ reel
	mm ²	AWG #		
SJN-001PT-0.9	0.20~0.33	24~22	1.1~1.4	15,000
SJN-002PT-0.9	0.08~0.22	28~24	0.9~1.4	18,000

Material and Finish

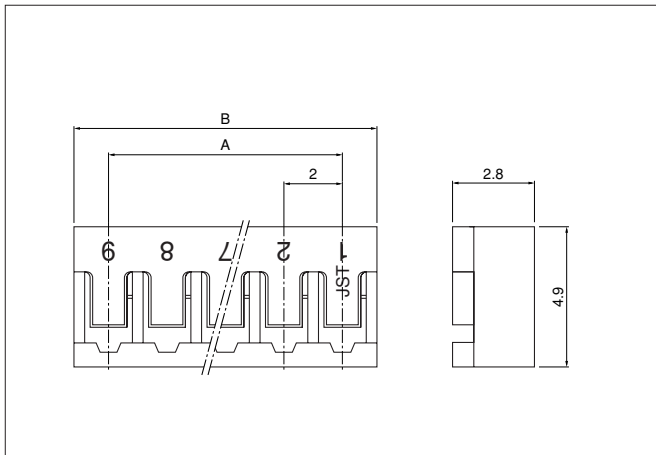
Brass, tin-plated (reflow treatment)

RoHS compliance

Note: Contact JST if you require shielded wires, thin wires or other special wires.

Contact	Crimping machine	Applicator		
		Crimp applicator	Dies	Crimp applicator with dies
SJN-001PT-0.9	AP-K2N	MKS-L	MK/SJN-001-09	APLMK SJN001-09
		—	—	—
SJN-002PT-0.9		MKS-L	MK/SJN-002-09	APLMK SJN002-09
		—	—	—

Housing



Circuits	Model No.	Dimensions (mm)		Q'ty / bag
		A	B	
2	02P-SJN	2.0	4.4	2,000
3	03P-SJN	4.0	6.4	1,000
4	04P-SJN	6.0	8.4	1,000
6	06P-SJN	10.0	12.4	1,000
7	07P-SJN	12.0	14.4	1,000
8	08P-SJN	14.0	16.4	1,000
9	09P-SJN	16.0	18.4	1,000
10	10P-SJN	18.0	20.4	1,000

Material

PA 66, UL94V-0, natural (white)

RoHS compliance