



Micro Commercial Components

Micro Commercial Components  
 20736 Marilla Street Chatsworth  
 CA 91311  
 Phone: (818) 701-4933  
 Fax: (818) 701-4939

# RS801M THRU RS807M

## Features

- Low Leakage
- Low Forward Voltage
- Any Mounting Position
- Silver Plated Copper Leads
- Surge Overload Rating Of 300 Amps
- Case Material: Molded Plastic. UL Flammability Classification Rating 94V-0 and MSL Rating
- Lead Free Finish/RoHS Compliant (NOTE 1)("P" Suffix designates RoHS Compliant. See ordering information)

## Maximum Ratings

- Operating Junction Temperature: -55°C to +150°C
- Storage Temperature: -55°C to +150°C
- UL Recognized File # E165989

MCC Catalog Number	Device Marking	Maximum Recurrent Peak Reverse Voltage	Maximum RMS Voltage	Maximum DC Blocking Voltage
RS801M	RS801M	50V	35V	50V
RS802M	RS802M	100V	70V	100V
RS803M	RS803M	200V	140V	200V
RS804M	RS804M	400V	280V	400V
RS805M	RS805M	600V	420V	600V
RS806M	RS806M	800V	560V	800V
RS807M	RS807M	1000V	700V	1000V

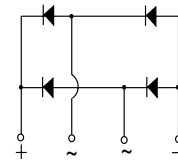
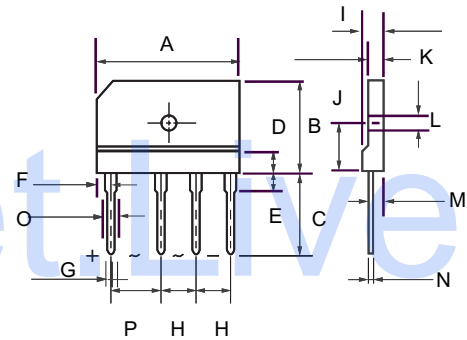
## Electrical Characteristics @ 25°C Unless Otherwise Specified

Average Forward Current	$I_{F(AV)}$	8.0A	$T_A = 65^\circ\text{C}$
Peak Forward Surge Current	$I_{FSM}$	300A	8.3ms, half sine
Maximum Forward Voltage Drop Per Element	$V_F$	1.1V	$I_{FM} = 4.0\text{A};$ $T_J = 25^\circ\text{C}$
Maximum DC Reverse Current At Rated DC Blocking Voltage	$I_R$	10μA 1mA	$T_J = 25^\circ\text{C}$ $T_J = 100^\circ\text{C}$

Notes: 1. High Temperature Solder Exemption Applied, see EU Directive Annex Notes 7

## 8 Amp Single Phase Bridge Rectifier 50 to 1000 Volts

### RS-6M

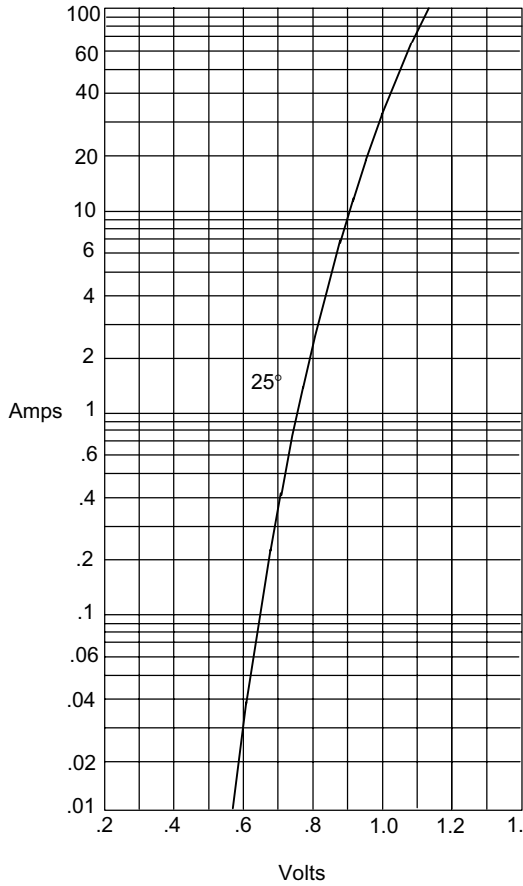


Case Type

DIM	DIMENSIONS				NOTE
	INCHES		MM		
	MIN	MAX	MIN	MAX	
A	1.169	1.193	29.70	30.30	
B	.697	.800	17.70	20.30	
C	.669	.708	17.00	18.00	
D	.197		5.00		
E	.150	.165	3.80	4.20	
F	.091	.106	2.30	2.70	
G	.035	.043	0.90	1.10	
H	.287	.303	7.30	7.70	
I	.173	.189	4.40	4.80	
J	.425	.441	10.80	11.20	
K	.134	.150	3.40	3.80	
L	.122	.134	3.10	3.40	
M	.098	.114	2.50	2.90	
N	.023	.031	0.60	0.80	
O	.078	.094	2.00	2.40	
P	.386	.402	9.80	10.20	

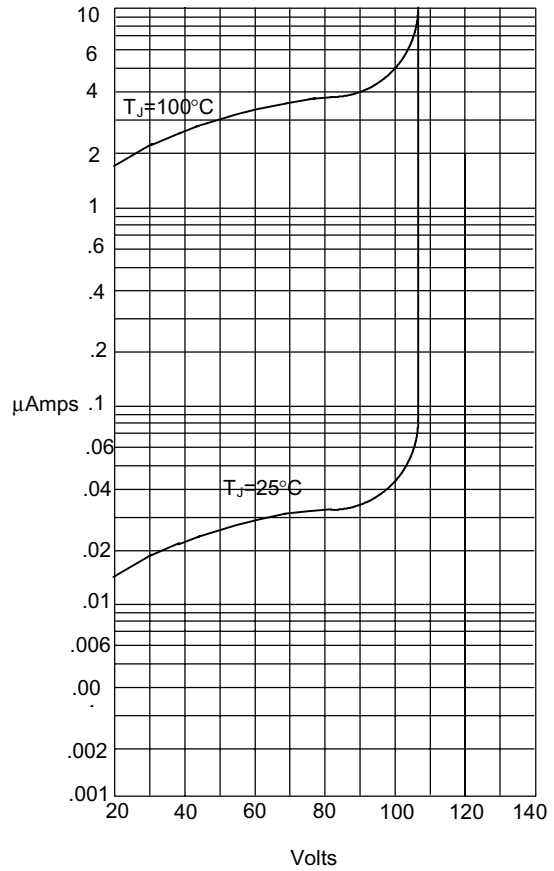
RS801M thru RS807M

Figure 1  
Typical Forward Characteristics



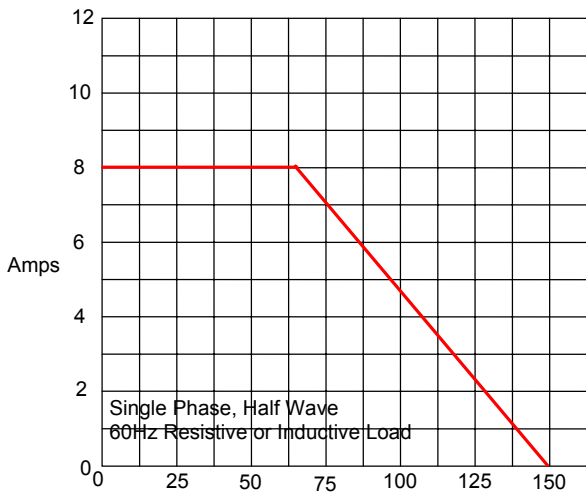
Instantaneous Forward Current - Amperes *versus* Instantaneous Forward Voltage - Volts

Figure 2  
Micro Commercial Components  
Typical Reverse Characteristics



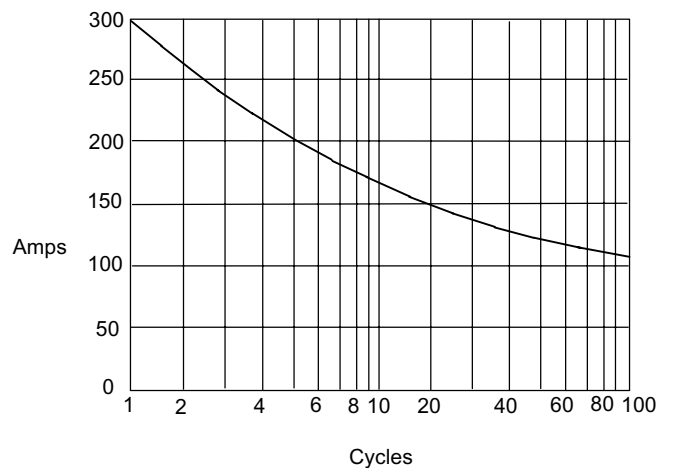
Instantaneous Reverse Leakage Current - MicroAmperes *versus* Percent Of Rated Peak Reverse Voltage - Volts

Figure 3  
Forward Derating Curve



Average Forward Rectified Current - Amperes *versus* Case Temperature - °C

Figure 4  
Peak Forward Surge Current



Peak Forward Surge Current - Amperes *versus* Number Of Cycles At 60Hz - Cycles



Micro Commercial Components

## Ordering Information

Device	Packing
(Part Number)-BP	Bulk;200pcs/Box

**\*\*\*IMPORTANT NOTICE\*\*\***

*Micro Commercial Components Corp.* reserves the right to make changes without further notice to any product herein to make corrections, modifications, enhancements, improvements, or other changes. *Micro Commercial Components Corp.* does not assume any liability arising out of the application or use of any product described herein; neither does it convey any license under its patent rights, nor the rights of others. The user of products in such applications shall assume all risks of such use and will agree to hold *Micro Commercial Components Corp.* and all the companies whose products are represented on our website, harmless against all damages.

**\*\*\*APPLICATIONS DISCLAIMER\*\*\***

Products offer by *Micro Commercial Components Corp.* are not intended for use in Medical, Aerospace or Military Applications.

---

[www.mccsemi.com](http://www.mccsemi.com)