

500 WATT TRANSIENT VOLTAGE SSA-SERIES SUPPRESSOR DIODES

5.0V to 170V V_R (B CASE)

FEATURES:

- 500 Watt Peak Power – 1 ms
- 1 Watt D.C. Power @ 75°C Lead Temp.
- Superfast Response (1×10^{-12} sec.)
- High Temperature Operation
- Low Clamping Voltage
- Metallurgically Bonded

DESCRIPTION

... a low cost commercial product for use in applications where large voltage transients can permanently damage voltage-sensitive components. This series has a peak pulse power rating of 500 watts for one millisecond. The response time of the clamping action of these devices is theoretically instantaneous (1×10^{-12} sec); therefore, they are designed to protect integrated Circuits, MOS devices, Hybrids, and other voltage-sensitive semiconductors and components. This series of devices can also be used in series or parallel to increase the peak power ratings.

MAXIMUM RATINGS: (See Notes)

Maximum Temperatures	
Ambient Storage and Operating Range	T _{stg} T _A -65°C to +175°C
Lead Temperature (For soldering 1/16 inch from case for 10 sec.)	230°C

Maximum Power	
Peak Power Dissipation (1.0 msec pulse width, T _A =25°C, Fig. 4)	P _P 500 Watts
DC Power Dissipation (T _L @ 3/8" from body = 75°C)	P _M 1 Watt

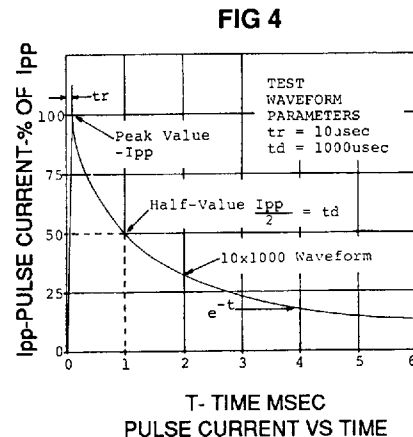
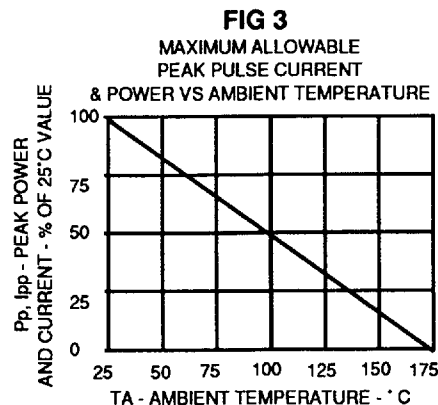
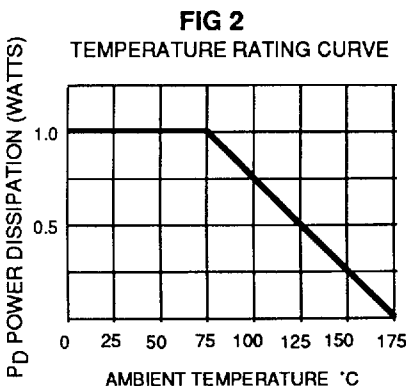
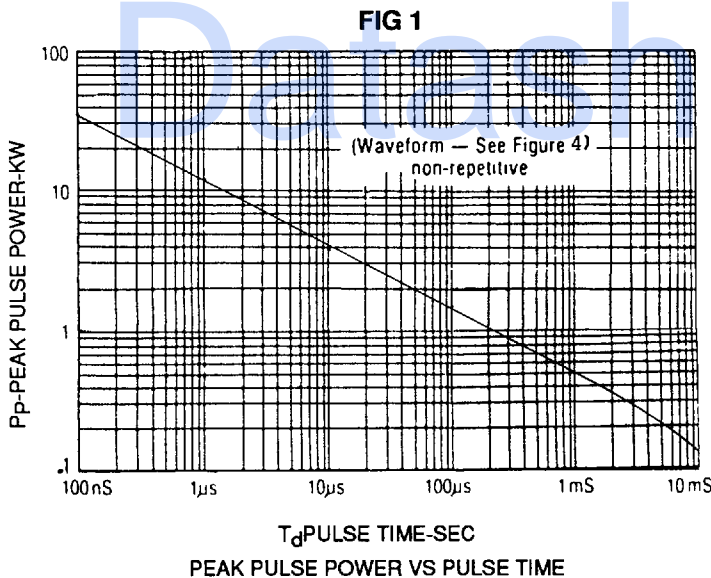
Maximum Currents	
Maximum Pulse Current	I _{PP} See Table (Note 2)

Peak Forward One-Cycle Surge Current (1/2 60 Hz sine wave) T _A = 25°C		I _{FSM} 50.0 Amps (Note 3)
--	--	-------------------------------------

Maximum Forward Voltage T _A = 25°C @ 1.0 Amps DC	V _F 1.0 Volts
---	--------------------------

Notes:

- (1) Exceeding these ratings may impair operation of the semiconductor device.
- (2) The applied current pulse is as shown in the "Pulse Current vs. Time" plot. Maximum Rate of Applications is 2 pulses per minute.
- (3) The applied current is 1/2 cycle of a 60 Hz waveform, with a maximum rate of application of 4 pulses per minute.



**TRANSIENT SUPPRESSORS
500 WATT PEAK POWER (B CASE)**

TYPE NUMBER	(Note 1)		BREAKDOWN VOLTAGE @		I _T mA	(Note 2)	MAXIMUM REVERSE LEAKAGE @ V _R I _R μA	MAXIMUM PEAK PULSE CURRENT I _{pp} A	MAXIMUM VOLTAGE TEMPERATURE VARIATION OF BV M _V /°C
	REVERSE STAND-OFF VOLTAGE V _R VOLTS	BV VOLTS		V _C VOLTS					
		MIN	MAX						
SSA5 0	5.0	6.40 - 7.30	10	9.6	600	52.0	5.0		
SSA5 0A	5.0	6.40 - 7.00	10	9.2	600	54.8	5.0		
SSA6 0	6.0	8.67 - 9.15	10	11.4	600*	43.9	5.0		
SSA6 0A	6.0	8.67 - 7.37	10	10.3	600*	48.5	5.0		
SSA6 5	6.5	7.22 - 8.82	10	12.3	400*	40.7	5.0		
SSA6 5A	6.5	7.22 - 7.98	10	11.2	400*	44.7	5.0		
SSA7 0	7.0	7.78 - 9.51	10	13.6	150*	37.8	6.0		
SSA7 0A	7.0	7.78 - 8.60	10	12.0	150*	41.7	6.0		
SSA7 5	7.5	8.33 - 10.2	1	14.3	50*	35.0	7.0		
SSA7 5A	7.5	8.33 - 9.21	1	12.9	50*	38.8	7.0		
SSA8 0	8.0	8.89 - 10.9	1	15.0	25*	33.3	7.0		
SSA8 0A	8.0	8.89 - 9.3	1	13.6	25*	36.7	7.0		
SSA8 5	8.5	9.44 - 11.5	1	15.9	5*	31.4	8.0		
SSA8 5A	8.5	9.44 - 10.4	1	14.4	5*	34.7	8.0		
SSA9 0	9.0	10.0 - 12.2	1	16.0	1*	29.5	9.0		
SSA9 0A	9.0	10.0 - 11.1	1	15.4	1*	32.5	9.0		
SSA10	10	11.1 - 13.6	1	18.8	1	26.6	10		
SSA10A	10	11.1 - 12.3	1	17.0	1	29.4	10		
SSA11	11	12.2 - 14.9	1	20.1	1	24.9	11		
SSA11A	11	12.2 - 13.5	1	18.2	1	27.4	11		
SSA12	12	13.3 - 16.3	1	22.0	1	22.7	12		
SSA12A	12	13.3 - 14.7	1	19.9	1	25.1	12		
SSA13	13	14.4 - 17.6	1	23.8	1	21.0	13		
SSA13A	13	14.4 - 15.9	1	21.5	1	23.2	13		
SSA14	14	15.6 - 19.1	1	25.8	1	19.4	14		
SSA14A	14	15.6 - 17.2	1	23.2	1	21.5	14		
SSA15	15	16.7 - 20.4	1	26.9	1	18.8	16		
SSA15A	15	16.7 - 18.5	1	24.4	1	20.6	16		
SSA16	16	17.8 - 21.8	1	28.8	1	17.6	19		
SSA16A	16	17.8 - 19.7	1	26.0	1	19.2	17		
SSA17	17	18.9 - 23.1	1	30.5	1	16.4	20		
SSA17A	17	18.9 - 20.9	1	27.6	1	18.1	19		
SSA18	18	20.0 - 24.4	1	32.2	1	15.5	21		
SSA18A	18	20.0 - 22.1	1	29.2	1	17.2	20		
SSA20	20	22.2 - 27.1	1	35.8	1	13.9	25		
SSA20A	20	22.2 - 24.5	1	32.4	1	15.4	23		
SSA22	22	24.4 - 29.8	1	39.4	1	12.7	28		
SSA22A	22	24.4 - 26.9	1	35.5	1	14.1	25		
SSA24	24	26.7 - 32.8	1	43.0	1	11.6	31		
SSA24A	24	26.7 - 29.5	1	38.9	1	12.8	28		
SSA26	26	28.9 - 35.3	1	46.6	1	10.7	31		
SSA26A	26	28.9 - 31.9	1	42.1	1	11.9	30		
SSA28	28	31.1 - 38.0	1	50.0	1	9.8	35		
SSA28A	28	31.1 - 34.4	1	45.4	1	11.0	31		
SSA30	30	33.3 - 40.7	1	53.5	1	9.3	39		
SSA30A	30	33.3 - 36.8	1	48.4	1	10.3	36		
SSA33	33	36.7 - 44.9	1	59.0	1	8.5	42		
SSA33A	33	36.7 - 40.6	1	53.3	1	9.4	39		
SSA36	36	40.0 - 48.9	1	64.3	1	7.8	46		
SSA36A	36	40.0 - 44.2	1	58.1	1	8.6	41		
SSA40	40	44.4 - 54.3	1	71.4	1	7.0	51		
SSA40A	40	44.4 - 49.1	1	64.5	1	7.6	46		
SSA43	43	47.8 - 58.4	1	76.7	1	6.5	55		
SSA43A	43	47.8 - 52.8	1	69.4	1	7.2	50		
SSA45	45	50.0 - 61.1	1	80.3	1	6.2	58		
SSA45A	45	50.0 - 55.3	1	72.7	1	6.9	52		
SSA48	48	53.3 - 65.1	1	85.5	1	5.8	63		
SSA48A	48	53.3 - 58.9	1	77.4	1	6.5	56		
SSA51	51	56.7 - 69.3	1	91.1	1	5.5	66		
SSA51A	51	56.7 - 62.7	1	82.4	1	6.1	61		
SSA54	54	60.0 - 73.3	1	96.3	1	5.2	71		
SSA54A	54	60.0 - 66.3	1	87.1	1	5.7	65		
SSA58	58	64.4 - 78.7	1	103	1	4.9	78		
SSA58A	58	64.4 - 71.2	1	93.6	1	5.3	70		
SSA60	60	66.7 - 81.5	1	107	1	4.7	80		
SSA60A	60	66.7 - 73.7	1	96.8	1	5.2	71		
SSA64	64	71.1 - 86.9	1	114	1	4.4	86		
SSA64A	64	71.1 - 78.6	1	103	1	4.9	76		
SSA70	70	77.8 - 95.1	1	125	1	4.0	94		
SSA70A	70	77.8 - 86.0	1	113	1	4.4	85		
SSA75	75	83.3 - 102	1	134	1	3.7	101		
SSA75A	75	83.3 - 92.1	1	121	1	4.1	91		
SSA78	78	86.7 - 106	1	139	1	3.6	105		
SSA78A	78	86.7 - 95.8	1	126	1	4.0	95		
SSA85	85	94.4 - 115	1	151	1	3.3	114		
SSA85A	85	94.4 - 104	1	137	1	3.6	103		
SSA90	90	100 - 122	1	160	1	3.1	121		
SSA90A	90	100 - 111	1	146	1	3.4	110		
SSA100	100	111 - 136	1	179	1	2.8	135		
SSA100A	100	111 - 123	1	162	1	3.1	123		
SSA110	110	122 - 149	1	196	1	2.6	148		
SSA110A	110	122 - 135	1	177	1	2.8	133		
SSA120	120	133 - 163	1	214	1	2.3	162		
SSA120A	120	133 - 147	1	193	1	2.0	146		
SSA130	130	144 - 176	1	231	1	2.2	175		
SSA130A	130	144 - 159	1	209	1	2.4	158		
SSA150	150	167 - 204	1	268	1	1.9	203		
SSA150A	150	167 - 185	1	243	1	2.1	184		
SSA160	160	178 - 218	1	287	1	1.7	217		
SSA160A	160	178 - 197	1	259	1	1.9	196		
SSA170	170	189 - 231	1	304	1	1.6	230		
SSA170A	170	189 - 209	1	275	1	1.8	208		

NOTES
1 - Available as Bi Polar (Add Suffix LTR "C" to Part Number)
2 - Clamping Voltage = 1.3 X Max BV (Approx)

* I_R Double for Bi Polar Types